

SOUTH BALTIMORE
GATEWAY PARTNERSHIP



South Baltimore Gateway Community
Impact District Management Authority d/b/a
South Baltimore Gateway Partnership

Quarterly Report

Third Quarter of Fiscal Year 2026, January – March 2026

Brad Rogers, Executive Director
www.sbgpartnership.org
4-30-2026

Legal Note

By law, the South Baltimore Gateway Partnership is not an agency of the City of Baltimore or the State of Maryland. Similarly, by law, South Baltimore Gateway Partnership employees and officers are neither officers nor agents of the City or State.

The South Baltimore Gateway Partnership voluntarily reports on its activities so that members of the general public, including elected and public officials, community leaders and other partners, can learn about its work. While the South Baltimore Gateway Partnership complies in full with all statutory obligations, neither this report nor others like it were prepared in response to any statutory reporting requirement. Nor were these reports created for the purpose of requesting review or approval from any public body, agency, department, board, officer, or official. Any distribution of these reports to any public body, agency, department, board, officer, or official via an established formal submission protocol is done merely for convenience and not as an express or implied request for approval or review.

Table of Contents

I.	Executive Summary	1
II.	Background and Governance.....	3
A.	Background.....	3
B.	Governance.....	3
III.	Program Activity.....	3
IV.	Administrative Activity	4
A.	Human Resources and Administration	4
B.	Finance.....	5
C.	Compliance and Evaluation.....	7
V.	Exhibits.....	9
A.	Update on the FY26 Financial Plan	10
B.	Impact Investments Report.....	14
C.	Program Activity Map	15
D.	Summary of Projects.....	16

I. Executive Summary

The South Baltimore Gateway Partnership (“SBGP”) prepares these quarterly reports to maintain high standards for accountability and transparency.

During the last quarter, SBGP continued to plan for its future, including beginning hiring for a new Operations Manager and a new Business Systems Administrator, both of which are expected to start during the upcoming quarter.

SBGP also continued planning for a celebration of its 10th anniversary in Fall 2026, with the goal of using this time not just to take stock of the District’s many accomplishments but also to raise funds and build its visibility with future potential donors. To commemorate this milestone, SBGP issued an RFQ and selected and engaged Phoenix Lifestyle Marketing Group, a consultant with expertise in graphic design, marketing, and event planning, to lead the development and execution of a comprehensive anniversary campaign. This campaign will honor SBGP’s legacy, elevate its brand, and engage residents, stakeholders, and partners through a coordinated mix of visual storytelling, strategic communications, and celebratory events. These events will serve as key touchpoints to celebrate SBGP’s achievements, amplify community voices, and foster deeper connections across the 17 neighborhoods in the SBGP District. They will also provide a platform for seeking event sponsorships and cultivating future donors, so that SBGP can continue to expand its work across the District.

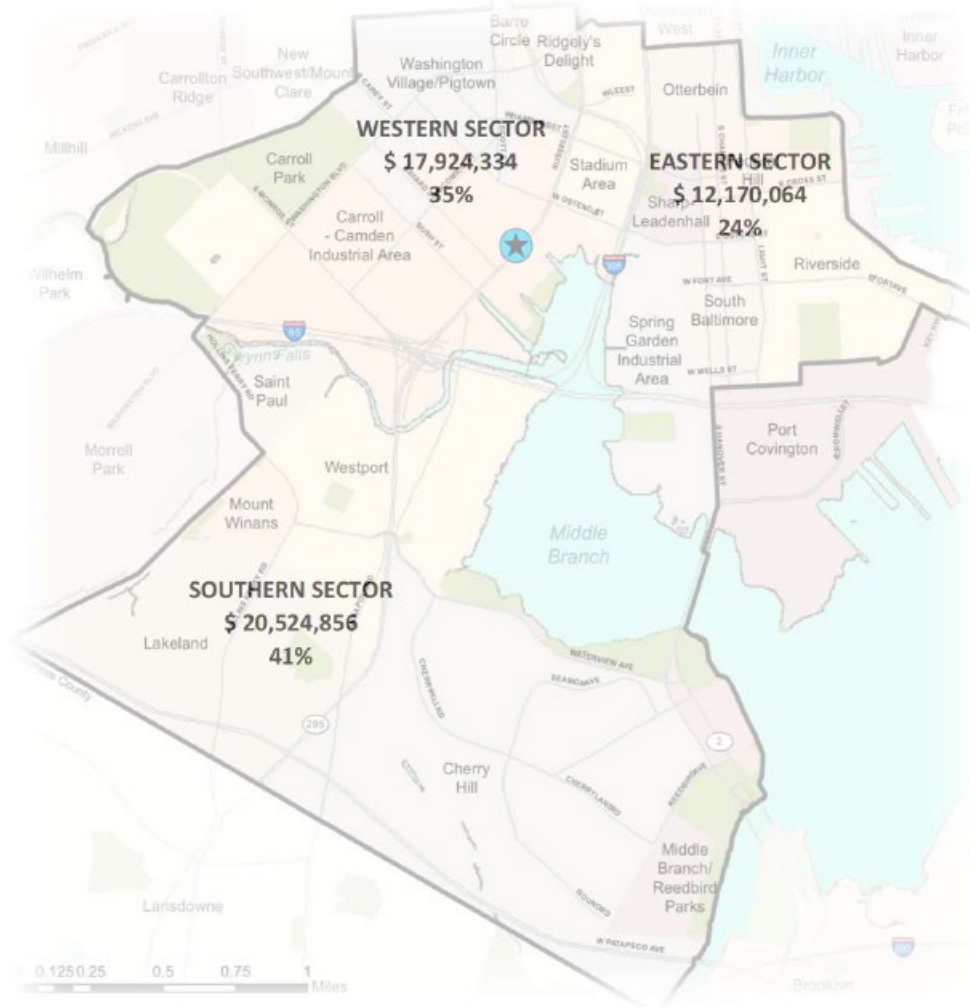
SBGP continued to actively diversify its revenue streams this quarter. SBGP plans to take additional steps in the coming quarters to further establish the South Baltimore Gateway Foundation, a new affiliated nonprofit organization designed to serve as a fundraising vehicle. Back when SBGP was originally founded, it was anticipated that the organization would eventually want to have an affiliated nonprofit organization to secure additional supplemental funds for the District beyond its core casino revenues. This is a common practice, and many district management authorities in Baltimore funded by public revenues also have affiliated nonprofits. The South Baltimore Gateway Foundation is anticipated to receive most of the donations generated by the SBGP 10th anniversary, both in the short term and in the medium term through the cultivation of future donors,

In addition, SBGP continued with the discovery and design phase for its comprehensive website redevelopment project. SBGP plans to kick off the development phase of the project upon completion of the design phase. SBGP also continued with the implementation of its comprehensive technology roadmap for strategic improvements to its technology systems to better support organizational growth and operations.

SBGP also developed its proposed FY27 Financial Plan (budget) during the last quarter, which will be presented for public comment at SBGP’s annual Spring Public Meeting and then finalized and submitted to the Board of Estimates during the next quarter.

Meanwhile, SBGP’s priority has remained to expend funds according to its financial plans and invest in its communities in a way that is strategic, disciplined, equitable, and well-documented. To date, SBGP has committed approximately \$50.6 million of core intergovernmental Local Impact Grant funds to projects across the District, ranging from small community grants to large capital projects. An additional \$5.6 million of projects were in development for a total mobilization of approximately \$56.2 million. Reflecting SBGP’s commitment to an equitable model of investing, approximately 76 percent of core program funding to date has been invested in low-income communities and communities of color within the District.

**SBGP Core Projects Encumbered To Date, By Sector
as of 3/31/2026**



SBGP is pleased to share its progress and report on its activity during the third quarter of Fiscal Year 2026.

II. Background and Governance

Although SBGP is not required by law to produce reports of its activities, it is nonetheless committed to maintaining the highest standards of transparency and accountability. As a result, SBGP has elected to produce quarterly reports detailing its work and make those reports publicly available. This quarterly report also serves as an update on the FY26 SBGP Financial Plan.

A. Background

SBGP was established in 2016 to help implement the South Baltimore Gateway Master Plan, a sweeping plan to improve neighborhoods near the Horseshoe Casino Baltimore, with funding provided by the Local Impact Grants generated by video lottery terminals. Under its Strategic Plan, SBGP works to improve the vitality of its communities by focusing on three crucial elements of the South Baltimore Gateway Master Plan: Community Development and Revitalization, Environmental Sustainability, and Health and Wellness. To achieve the agenda laid out in the Strategic Plan, SBGP has established three interrelated program areas: Community Grants, Enhanced Services, and Transformational Projects.

Additional background information can be found on the [SBGP website](#) and in SBGP's prior [quarterly reports](#).

B. Governance

SBGP is governed by a Board of Directors composed primarily of residents and business representatives from across the District, follows a well-conceived strategic plan, and works within an annual budget.

The SBGP Board of Directors meets at least six times each calendar year. During last quarter, the Board held three meetings on January 21, 2026; February 18, 2026; and March 18, 2026. In addition to regular board meetings, the Executive, Finance, Program, Communications, Governance and Nominating, and Strategic Planning Committees continued to meet as needed and report to the full Board.

During the last quarter, SBGP worked on an additional step to continue to improve its governance structures and procedures to ensure transparency, accountability, and ethical integrity. SBGP conducted its annual Board training. Board members new and old were oriented and re-oriented to SBGP and its policies and procedures, including service expectations and ethics requirements. Unconscious bias, crisis communications, and Open Meetings Act trainings were conducted.

III. Program Activity

SBGP continues to work hard to improve the neighborhoods in the District. Under the SBGP Strategic Plan, SBGP tackles this work in three ways: awarding Community Grants that directly empower communities and causes in the District,

providing Enhanced Services that improve quality of life in the community, and championing major Transformational Projects to dramatically improve the District as a whole.

When SBGP was first established and started publishing these reports, they were the primary means by which SBGP's program work was communicated. Several years later, SBGP has a comprehensive communications and outreach strategy. Sharing updates on SBGP's program work through these quarterly reports has therefore become duplicative. Furthermore, these reports are published 30 days after the quarter end, and so some of the events reported took place up to four months ago. To stay up to date on SBGP's current work, visit the [SBGP website](#); follow SBGP on [Facebook](#), [X](#), [Instagram](#), and [LinkedIn](#); and sign up for the [SBGP mailing list](#). In particular, see [Community Currents](#), SBGP's quarterly newsletter highlighting work across the District during the previous quarter.

In addition, see the 'Program Activity Map' and 'Summary of Projects' exhibits for a map, list, and details of SBGP-funded projects. Additional project details, including updates on specific projects, are available upon request.

IV. Administrative Activity

A. Human Resources and Administration

During the last quarter, SBGP continued planning for future organizational needs and structure consistent with its financial plans. SBGP began hiring for a new Operations Manager and a new Business Systems Administrator to manage and scale SBGP's business systems tools and solutions. Both of these positions are expected to start during the upcoming quarter.

SBGP also continued planning for a celebration of its 10th anniversary in Fall 2026, with the goal of using this time not just to take stock of the District's many accomplishments but also to raise funds and build its visibility with future potential donors. To commemorate this milestone, SBGP issued an RFQ and selected and engaged Phoenix Lifestyle Marketing Group, a consulting firm with expertise in graphic design, marketing, and event planning, to lead the development and execution of a comprehensive anniversary campaign. This campaign will honor SBGP's legacy, elevate its brand, and engage residents, stakeholders, and partners through a coordinated mix of visual storytelling, strategic communications, and celebratory events. Phoenix will collaborate with SBGP staff and community partners to create a compelling visual identity, produce engaging content across multiple platforms, and design and implement events that reflect the values and impact of SBGP's work. These events will serve as key touchpoints to celebrate SBGP's achievements, amplify community voices, and foster deeper connections across the 17 neighborhoods in the SBGP District. They will also provide a platform for seeking event sponsorships and cultivating future donors, so that SBGP can continue to expand its work across the District.

SBGP also continued with the discovery and design phase for its comprehensive website redevelopment project to replace its current site with a new website with accessibility integration. During the last quarter, wireframing, design, and copywriting were conducted, and the website team prepared for initial user testing. SBGP plans to kick off the development phase of the project upon completion of the design phase.

In addition, SBGP continued with the implementation phase of its comprehensive technology roadmap informing strategic investments in its technology infrastructure. The project is intended to transition SBGP to new technology tools and solutions to support its evolving business operations and processes. By integrating technology with well-defined processes, SBGP will be better positioned to serve the community effectively while also building a system that can adapt and grow alongside the organization's needs.

B. Finance

1. Fiscal Management and Procedures

During the last quarter, SBGP continued reviewing its financial position, financial activity, and related procedures with its Finance Committee and Board of Directors. This includes quarterly reviews of the performance of its investment in a very low risk passive ultra-short U.S. Treasury strategy.

SBGP also continued tracking the potential impact of federal uncertainty and economic forecasts. During the last quarter, SBGP continued exploring strategies for managing uncertainty related to federal funding as well as strategies for mitigating and managing risk and developing new funding streams.

SBGP continued diversifying its revenue streams and the process of establishing an affiliated 501(c)(3) nonprofit organization, the South Baltimore Gateway Foundation, as anticipated by its establishing ordinance and documents to serve as a fundraising vehicle. Staff are now continuing work exploring the staffing, governance, accounting, insurance, and operating costs of the 501(c)(3) organization and anticipate taking additional steps to further establish the organization in the coming quarters. Back when SBGP was originally founded, it was anticipated that the organization would eventually want to have an affiliated nonprofit organization to secure additional supplemental funds for the District beyond its core casino revenues. This is a common practice, and many district management authorities in Baltimore funded by public revenues also have affiliated nonprofits. The South Baltimore Gateway Foundation is anticipated to receive most of the donations generated by the SBGP 10th anniversary, both in the short term and in the medium term through the cultivation of future donors,

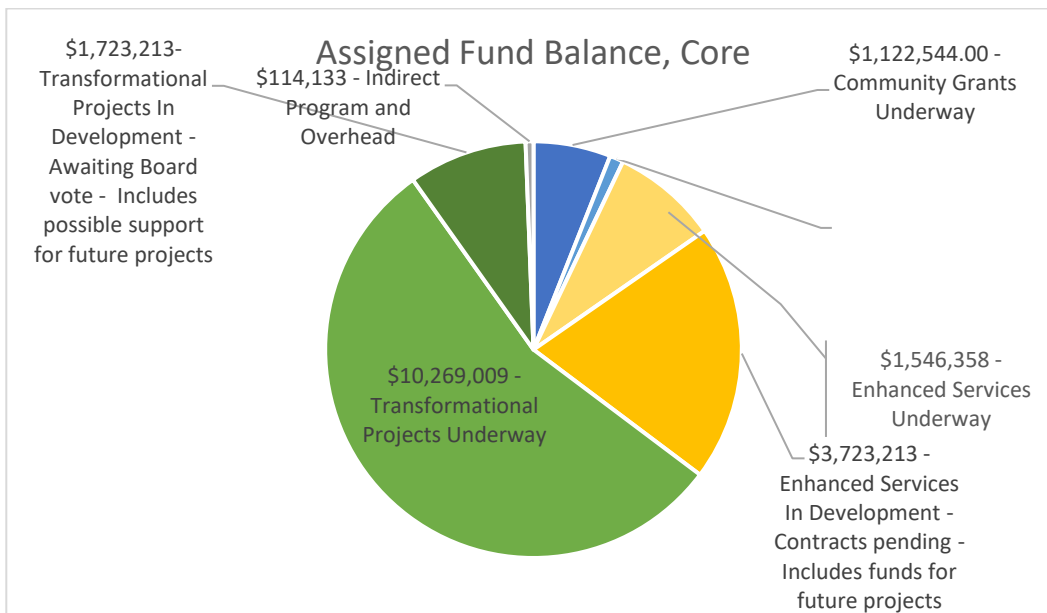
2. Update on the FY26 Financial Plan

The FY26 budgeted revenues are somewhat conservative compared to actual FY25 revenues. As a result, and as with prior years, the SBGP staff, Finance Committee, and Board monitor SBGP’s performance monthly and consider any potential budget revisions as needed.

(SBGP submitted its FY26 Financial Plan to its assigned liaison in the Department of Planning on April 28, 2025, for submission to the Board of Estimates. Board of Estimates approval is still pending. Board of Estimates approval is also still pending for the FY25 Financial Plan, which SBGP submitted to its assigned liaison in the Department of Planning on April 29, 2024, for submission to the Board of Estimates.)

Consistent with its current, somewhat conservative financial plan, revenues were ahead of budget as of March 31, 2026. Expenses were also technically over budget, but this is actually a very good thing because it is evidence that some of SBGP’s multi-year projects are progressing and coming to completion. Expenses outpaced revenues, not because SBGP spent money it did not have, but simply because SBGP spent funds budgeted for FY26 as well as funds rolled over from previous fiscal years. (Since many projects take a year or more to complete, not all funds assigned in a given fiscal year will be spent within that year.) SBGP therefore did not commit or spend more FY26 funds than budgeted and planned and remains committed to expending funds according to its financial plans and investing in its communities.

As of March 31, 2026, SBGP had \$18,698,470 assigned/encumbered for projects underway and in development and other future expenses, and no unassigned fund balance. Total Assets do not yet include \$8,860,279 of supplemental grant funding. These funds will be recorded as receivables and revenue once the conditions of the grants are satisfied or as expenditures are incurred. For more details, see the ‘Assigned Fund Balance’ chart/s below.



As previously explained, many projects take a year or more to complete. For example, Community Grants generally take a year or more for grantees to execute, as do large Enhanced Services capital projects. Similarly, large investments in complex Transformational Projects take long periods of time and fiduciary analysis to responsibly prepare and execute. As a result, not all funds assigned in a given fiscal year will be spent within that year, and SBGP expects to maintain a significant fund balance for the foreseeable future.

SBGP therefore undertook a review of its cash management strategy and invested in a very low risk passive ultra-short U.S. Treasury strategy. It is worth noting that investments are stated at fair market value, which will fluctuate monthly due to market activity. In addition, although the investments themselves are very low risk, periodic losses may need to be reported from time to time due to the timing of SBGP's investment, buying into the coupon rate, and market volatility. However, since SBGP plans to hold the investments to maturity, SBGP has every reason to expect a positive rate of return.

See the 'Update on the FY26 Financial Plan' exhibit for the financial statements for SBGP as of and for the month and nine months ended March 31, 2026.

3. FY27 Financial Plan

SBGP developed its proposed FY27 Financial Plan (budget) during the last quarter and invited members of the general public to provide feedback on it and SBGP's general performance at its annual Spring Public Meeting scheduled for April 8, 2026. The final proposed FY27 Financial Plan will also be provided to the Local Development Council for comment, presented to SBGP's Board of Directors for adoption, submitted to SBGP's assigned liaison in the Mayor's Office for submission to and approval by the Board of Estimates, and included in SBGP's next quarterly report.

C. Compliance and Evaluation

1. Procurement, Impact Investments, and MBE/WBE Participation

SBGP remains committed to directing its funding towards MBE/WBE firms, local businesses, non-profits, and other Impact Investments consistent with its mission and procurement policy and tracks those Impact Investments on a quarterly basis. Although most of the information is provided on a voluntary basis, Impact Investments do not include those paid by credit card, and SBGP continues collecting data on new and existing vendors, the report shows that SBGP is making serious efforts to direct its funding towards local businesses, non-profits, and other Impact Investments. Of \$17.8 million in expenditures in FY26 to date, approximately 90 percent constitute Impact Investments of one form or another. Approximately 19 percent of these Impact Investments went to nonprofit vendors, 17 percent went to city-based vendors, and 81 percent went to other impact investments such as small businesses. (Impact Investments in MBE/WBEs include SBGP's overhead expenses

only. Impact Investments in MBE/WBEs for projects are made by SBGP's prime contractors and grantees and therefore tracked individually and not included in these figures.)

Pending Board of Estimates approval of SBGP's FY26 Financial Plan, the organizational overhead budget was submitted to the Minority and Women's Business Opportunity Office (MWBOO) in August 2025 for the purposes of calculating the organization's MBE/WBE participation goals for its overhead expenses. SBGP is proceeding with the budget and proposed MBE/WBE goals in good faith since it did not formally receive goals or other guidance from the MWBOO and the fiscal year is underway.

SBGP also continues to submit its program project budgets that are \$50,000 and greater to the MWBOO for determination of individual project MBE/WBE participation goals. For any projects with MBE/WBE goals, SBGP also continues documenting intent to comply and then compliance with those goals before closing out projects.

(It is worth noting that the two master funding agreements between SBGP and BCRP for Enhanced Services clarify the MBE/WBE compliance responsibilities for the two parties. The City assumed primary compliance obligations for any expenditures where SBGP reimburses BCRP for its projects, as well as in situations where BCRP directs SBGP to make specific expenditures on its behalf. However, at the MWBOO's request, SBGP continues submitting budgets for those projects that are \$50,000 and greater for the determination of MBE/WBE goals.)

SBGP provides proposed goals and deadlines for responses to the MWBOO. While the MWBOO occasionally provides goals or acknowledges SBGP's correspondence and submissions, it has not been providing consistent responses or guidance. SBGP has therefore been proceeding with projects as proposed in its MWBOO submissions in good faith. SBGP continues to seek communication and guidance from the MWBOO regarding the submission and response process and timeline as well as how best to avoid interrupting projects underway. SBGP remains committed to working with both the project managers/service providers and the MWBOO to keep projects moving forward and also satisfy any goals and resolve any issues as necessary as MWBOO responses for those projects are received.

See the 'Impact Investments Report' exhibit for more information.

2. Program Tracking and Evaluation

The SBGP Strategic Plan calls for SBGP to significantly improve the vitality of the South Baltimore Gateway neighborhoods for all residents. In order to hold SBGP to this high standard, SBGP tracks and evaluates program activity.

See the 'Program Activity Map' and 'Summary of Projects' exhibits for a map, list, and details of SBGP-funded projects. Additional project details, including updates on specific projects, are available upon request.

V. Exhibits

- A. Update on the FY26 Financial Plan (Financial Statements as of and For the Month and Nine Months Ended March 31, 2026)
- B. Impact Investments Report
- C. Program Activity Map
- D. Summary of Projects

Exhibit A. Update on the FY26 Financial Plan

**SOUTH BALTIMORE GATEWAY COMMUNITY IMPACT
DISTRICT MANAGEMENT AUTHORITY**
Financial Statements
As of and For the Month and Nine Months Ended March 31, 2026

SOUTH BALTIMORE GATEWAY COMMUNITY IMPACT DISTRICT MANAGEMENT AUTHORITY
STATEMENT OF FINANCIAL POSITION
As of March 31, 2026

ASSETS	
Current Assets	
Cash and Cash Equivalents	\$ 13,061,637
Donor Advised Funds ⁹	97,398
Committed Funds ⁸	405,141
Due from State ¹	751,134
Accounts Receivable ⁷	1,255,071
Prepaid Expense	10,407
Total Current Assets	15,580,788
Investments ⁵	8,698,403
Website Design and CRM Development, net ¹¹	162,864
Total Assets ²	\$ 24,442,055
LIABILITIES AND NET ASSETS	
Current Liabilities	
Accounts Payable	\$ 3,065,502
PTO Liability	94,822
Deferred Revenue ¹⁰	678,120
Total Current Liabilities	3,838,444
Fund Balance	
Committed – Emergency Reserve ³	1,500,000
Committed – Endowment Funds ⁸	105,141
Committed – Baltimore County Endowment Funds ⁸	300,000
Assigned ⁴	18,698,470
Unassigned ⁵	-
Total Fund Balance	20,603,611
Total Liabilities and Fund Balance	\$ 24,442,055

Footnotes:

1. Due from State for March 2026 revenue.
2. Total Assets of \$24,442,055 includes an Intergovernmental Revenue Receivable of \$751,134 and Investments of \$8,698,403. \$18,698,470 of Total Assets is assigned/encumbered for Community Grants, Enhanced Services, Transformational Projects, and Indirect Program and Overhead, \$405,141 is restricted for Endowment Funds, and \$1,500,000 is committed by the Board to serve as emergency reserves. Total Assets do not include \$8,860,279 of supplemental grant funding. These funds will be recorded as receivables and revenue once the conditions of the grants are satisfied or as expenditures are incurred.
3. Committed fund balance includes \$1,500,000 that serves as an emergency reserve. SBGP has increased its target reserve to approximately \$2.1 million, which would cover core overhead and program expenses for approximately three months. SBGP will reserve approximately \$200,000 per year starting in FY 2027 until the target reserve has been met as long as the organization has the funds to do so while maintaining a healthy financial position. It is estimated to take SBGP until at least FY 2029 to reach the increased target reserve.
4. Assigned fund balance includes \$18,698,470 for work funded with core casino Local Impact Grants. Funds budgeted for Community Grants, Enhanced Services, and Transformational Projects are encumbered for projects in development. Those funds are then encumbered for specific Community Grants and Transformational Projects following Board approval, and for specific Enhanced Services once a contract is executed for those services. Encumbrances include Transformational Projects totaling \$10,269,009; \$1,723,213 for Transformational Projects in development; Enhanced Services totaling \$1,546,358; \$3,723,213 for Enhanced Services in development; Community Grants totaling \$1,122,544; \$200,000 for Community Grants in development, and \$114,133 for overhead expenses. For more details, see the 'Assigned Fund Balance' chart/s included with these reports.
5. Unassigned fund balance includes amounts not yet committed, restricted or encumbered/assigned.
6. SBGP is invested in a low risk, passive ultra-short U.S. Treasury strategy. Investments are stated at fair market value. Fair market value of the portfolio will fluctuate monthly due to market activity, however, since SBGP plans to hold the investments to maturity, SBGP has every reason to expect a positive rate of return.
7. Due for supplemental grants and other miscellaneous receivables.
8. Includes endowment funds for the long-term maintenance of wetlands.
9. SBGP funds in its South Baltimore Gateway Partnership Fund with the Baltimore Community Foundation. For Managerial and tracking purposes we are including these funds in this report, however, they will not appear on the audited statements due to GAAP reporting guidelines.
10. Grant funds received on an advance basis will be recognized as revenue once the actual expenses are incurred.
11. SBGP has capitalized the external consulting costs associated with the development of its website and CRM. These costs are amortized over the useful life of these intangible assets.

No attest assurance is provided.

SOUTH BALTIMORE GATEWAY COMMUNITY IMPACT DISTRICT MANAGEMENT AUTHORITY
STATEMENT OF ACTIVITIES, CORE AND SUPPLEMENTAL
For the Month and Nine Months Ended
March 31, 2026

	Month of March 2026	Nine Months Ended March 2026	% to Total Expenses	Approved Budget FY26 ²⁴	% to Total Expenses	Variance to Approved Budget FY26
REVENUES						
Intergovernmental Revenue (Local Impact Funding)	\$ 751,134	\$ 6,267,027		\$ 8,000,000		\$ 267,027
Investment (Loss) Income, net ¹⁶	(19,219)	193,467		258,107		(113)
Interest Income ¹	22,320	286,221		158,590		167,279
Administrative Fees ¹⁷	32,528	189,030		224,723		20,488
Endowment Income ²¹	-	307,050		-		307,050
Other Grants	-	-		28,083,510		(21,062,633)
Contributions and Donations	-	-		18,700,000		(14,025,000)
Donor Advised Funds ²⁶	-	-		-		-
Baltimore DPW for Site 5a ¹⁸	-	-		-		-
MHH Resiliency PH I FEMA ¹⁹	-	-		-		-
NOAA, Patapsco ²⁰	-	214,974		-		214,974
NFWF Hanover St. Wetlands ²⁵	-	-		-		-
NFWF Smith Cove Wetlands ²²	-	495,219		-		495,219
MD BRNI for MHH Shoreline and Westport WF Park ¹⁹	41,764	380,009		-		380,009
MHH Wetlands	831,771	8,949,528		-		8,949,528
DNR Whole Watersheds	217,492	759,867		-		759,867
Miscellaneous Revenue	-	835		-		835
Total Revenues	1,877,790	18,043,227		55,424,930		(23,525,471)
PROGRAM EXPENSES						
Community Grants ²	100,875	1,165,108		1,026,954		(394,893)
Salaries and Benefits ⁵	48,050	489,026		607,934		(33,076)
Other Program Expenses ⁶	29	16,852		88,897		49,821
Enhanced Services ³	229,722	1,988,819		1,540,431		(833,496)
Salaries and Benefits ⁵	39,360	371,305		445,622		(37,089)
Other Program Expenses ⁶	-	814		11,700		7,961
Transformational Projects ⁴	245,736	1,698,850		49,235,559		35,227,819
Transformational Projects NOAA, Patapsco ²⁰	-	214,974		-		(214,974)
Transformational Projects NFWF Smith Cove Wetlands ²²	-	495,219		-		(495,219)
Transformational Projects MD BRNI for MHH Shoreline and Westport WF Park ¹⁹	41,764	380,009		-		(380,009)
Transformational Projects MHH Wetlands	831,773	8,949,528		-		(8,949,528)
Transformational Projects DNR Whole Watersheds	217,492	759,867		-		(759,867)
Transformational Projects Coca-Cola DAF CWRA Nursery Startup	-	15,250		-		(15,250)
Salaries and Benefits ⁵	44,794	408,057		790,294		184,664
Other Program Expenses ⁶	6,090	24,816		376,059		257,228
Discretionary Insurance Fund ¹⁸	-	2,564		5,000		1,186
Total Program Expenses	1,805,685	16,981,058	96%	54,128,450	98%	23,615,280
Net Revenue after Program Expenses	72,105	1,062,169		1,296,480		89,809
OVERHEAD EXPENSES						
Accounting ⁷	6,444	57,956		75,000		(1,706)
Amortization ²⁶	4,981	23,660		-		(23,660)
Audit Fee ⁹	-	16,000		-		19,000
Bank Fees	1,040	17,763		25,000		(1,750)
Business Meals and Entertainment	1,387	9,377		15,400		987
Equipment	-	2,615		20,000		2,173
Foundation Expense ²⁵	-	3,717		25,000		12,385
Fundraising ²¹	-	15,493		48,221		15,033
Insurance ¹⁰	427	23,969		45,000		20,673
Legal Fees	-	-		15,000		9,781
Marketing and Communications	45	2,726		8,006		11,250
Miscellaneous	879	2,868		65,604		8,006
Printing and Copying	444	629		1,000		46,335
Professional Services ⁸	1,863	13,251		103,000		121
Rent and Utilities ¹¹	8,195	72,088		96,436		63,999
Salaries and Staff Benefits ¹²	40,462	323,799		439,090		239
Staff Training and Development	3,473	20,256		30,318		5,519
Supplies	-	1,306		7,500		2,483
Technology and Support ¹³	8,776	172,122		235,205		4,319
Travel and Meetings	950	8,277		11,600		4,282
Telecommunication ¹⁴	950	8,300		11,100		423
Total Overhead Expenses	80,336	796,172	4%	1,296,480	2%	176,188
Total Expenses	1,886,021	17,777,230		55,424,930		23,791,468
Change in Net Assets	(8,231)	265,997		-		(86,379)
Fund Balance, March 1, 2026 and June 30, 2025, respectively	20,611,842	20,337,614		20,476,697		20,476,697
Fund Balance, March 31, 2026¹⁵	\$ 20,603,611	\$ 20,603,611		\$ 20,476,697		\$ 20,390,318

Footnotes:

1. Includes interest earned on SBGP deposits.
2. Community Grants include expenses related to grants underway that were encumbered in the current fiscal year as well as previous fiscal years. Funds budgeted for Community Grants are encumbered for projects in development. Those funds are then encumbered for specific Community Grants following Board approval of funding awards, and then expensed when grant draw/payment requests are received and payable. See Quarterly Report for additional detail.
3. Enhanced Services include expenses related to projects underway that were encumbered in the current fiscal year as well as previous fiscal years. Funds budgeted for Enhanced Services are encumbered for projects in development. Those funds are then encumbered for specific Enhanced Services once a contract is executed for those services and then expensed when payment requests are received and payable. See Quarterly Report for additional detail.
4. Transformational Projects include expenses related to projects underway that were encumbered in the current fiscal year as well as previous fiscal years. Funds budgeted for Transformational Projects are encumbered for projects in development. Those funds are then encumbered for specific Transformational Projects following Board approval and then expensed when payment requests are received and payable. See Quarterly Report for additional detail.
5. Includes salaries and benefits for program employees.
6. Include miscellaneous indirect program expenses, including funds for a technical assistance program for grantees, and part time consultant services for Transformational Projects.
7. Includes HR consultant services and website redevelopment.
8. Fees for third-party accounting services. The contract with C.E.A. Scholtes & Associates includes hourly rates.
9. For audit services.
10. Includes annual premiums for commercial insurance policies.
11. SBGP has a lease on private offices in a co-working space.
12. Includes salaries and benefits for operations employees including PTO accrued for the fiscal year.
13. Includes web development/maintenance, IT support, and software licensing.
14. Include reimbursements for staff use of personal phones.
15. \$1,500,000 is committed/restricted by the Board to serve as emergency reserves for future years to protect against potential funding fluctuations. SBGP has increased its target reserve to approximately \$2.1 million, which would cover core overhead and program expenses for approximately three months. SBGP will reserve approximately \$200,000 per year starting in FY 2027 until the target reserve has been met as long as the organization has the funds to do so while maintaining a healthy financial position. It is estimated to take SBGP until at least FY 2029 to reach the increased target reserve. The remaining fund balance is committed/restricted by the Board to serve as endowment funds for the long-term maintenance of wetlands and assigned for projects underway, projects in development, and other budgeted expenses.
16. YTD amount includes \$80k of unrealized gains/losses and \$113k in interest on SBGP's investment in a low risk, passive ultra-short U.S. Treasury strategy. Periodic losses may occur due to the timing of SBGP's investment, buying into the coupon rate and market activity. However, since SBGP plans to hold the investments to maturity, SBGP has every reason to expect a positive rate of return.
17. Grant administration fees from supplemental grants.
18. Discretionary insurance fund for limited-capacity partners to purchase private insurance in accordance with SBGP grant agreement/contracting requirements.
19. Grant funding from the Maryland Department of Housing and Community Development (MD DHCD) Baltimore Regional Neighborhood Initiative (BRNI) program for the MedStar Harbor Hospital Shoreline and Westport Waterfront Park.
20. Grant funding from the National Oceanic and Atmospheric Administration (NOAA) for the Patapsco Delta Sustainable Fishery and Ecosystem Resilience Project.
21. Includes endowment funds for the long-term maintenance of wetlands.
22. Grant funding from the National Fish and Wildlife Foundation (NFWF) for the restoration of the Hanover Street Wetlands and Smith Cove Wetlands.
23. Includes promotional materials, conferences and events, other.
24. Any expenses paid with supplemental revenues will not be incurred if those revenues are not received. If supplemental revenues are received, the corresponding expenses will shift from core expenses to supplemental expenses and make additional core revenues available for direct program expenses.
25. Includes 501(c)3 setup costs.
26. SBGP has capitalized the external consulting costs associated with the development of its website and CRM. These costs are amortized over the useful life of these intangible assets.

No attest assurance is provided.

SOUTH BALTIMORE GATEWAY COMMUNITY IMPACT DISTRICT MANAGEMENT AUTHORITY
STATEMENT OF ACTIVITIES, CORE
For the Month and Nine Months Ended
March 31, 2026

	Month of March 2026	Nine Months Ended March 2026	% to Total Expenses	Approved Budget FY26	% to Total Expenses	Variance to Approved Budget FY26
REVENUES						
Intergovernmental Revenue (Local Impact Funding)	\$ 751,134	\$ 6,267,027		\$ 8,000,000		\$ 267,027
Investment (Loss) Income, net ¹⁵	(19,219)	193,467		258,107		(113)
Interest Income ¹	22,320	286,221		158,590		167,279
Administrative Fees ¹⁶	32,528	189,030		-		189,030
Endowment Income ¹⁹	-	307,050		-		307,050
Other Grants	-	-		-		-
Contributions and Donations	-	-		-		-
Miscellaneous Revenue	-	835		-		835
Total Revenues	<u>786,763</u>	<u>7,243,630</u>		<u>8,416,697</u>		<u>931,107</u>
PROGRAM EXPENSES						
Community Grants ²	100,875	1,165,108		1,026,954		(394,893)
Salaries and Benefits ⁵	48,050	489,026		607,934		(33,076)
Other Program Expenses ⁶	29	16,852		88,897		49,821
Enhanced Services ³	229,722	1,988,819		1,540,431		(833,496)
Salaries and Benefits ⁴	39,360	371,305		445,622		(37,089)
Other Program Expenses ⁵	-	814		11,700		7,961
Transformational Projects ⁴	245,736	1,698,850		2,452,049		140,187
Salaries and Benefits ⁷	44,794	408,057		708,234		123,119
Other Program Expenses ⁵	6,090	24,816		294,000		195,684
Discretionary Insurance Fund ¹⁸	-	2,564		5,000		1,186
Total Program Expenses	<u>714,656</u>	<u>6,166,211</u>	<u>89%</u>	<u>7,180,821</u>	<u>85%</u>	<u>(780,595)</u>
Net Revenue after Program Expenses	72,107	1,077,419		1,235,876		150,512
OVERHEAD EXPENSES						
Accounting ⁸	6,444	57,956		75,000		(1,706)
Amortization ²²	4,981	23,660		-		(23,660)
Audit Fee ⁹	-	16,000		19,000		(1,750)
Bank Fees	1,060	17,763		25,000		987
Business Meals and Entertainment	1,387	9,377		15,400		2,173
Equipment	-	2,615		20,000		12,385
Foundation Expenses ²¹	-	3,717		25,000		15,033
Fundraising ²⁰	-	15,493		48,221		20,673
Insurance ¹⁰	427	23,969		45,000		9,781
Legal Fees	-	-		15,000		11,250
Marketing and Communications	45	2,726		8,006		3,279
Miscellaneous	879	2,868		5,000		882
Printing and Copying	444	629		1,000		121
Professional Services ¹⁷	1,863	13,251		103,000		63,999
Rent and Utilities ¹¹	8,195	72,088		96,436		239
Salaries and Staff Benefits ¹²	40,464	323,799		439,090		5,519
Staff Training and Development	3,473	20,256		30,318		2,483
Supplies	-	1,306		7,500		4,319
Technology and Support ¹³	8,776	172,122		235,205		4,282
Travel and Meetings	950	8,277		11,600		423
Telecommunication ¹⁴	950	8,300		11,100		25
Total Overhead Expenses	<u>80,338</u>	<u>796,172</u>	<u>11%</u>	<u>1,235,876</u>	<u>15%</u>	<u>130,735</u>
Total Expenses	<u>794,994</u>	<u>6,962,383</u>		<u>8,416,697</u>		<u>(649,860)</u>
Change in Net Assets Core	(8,231)	281,247		-		19,777
Change in Net Assets for Pass Through Grants	-	(15,250)		-		-
Fund Balance, March 1, 2026 and June 30, 2025, respectively	20,611,842	20,337,614		20,337,614		20,337,614
Fund Balance, March 31, 2026 ⁷	<u>\$ 20,603,611</u>	<u>\$ 20,603,611</u>		<u>\$ 20,337,614</u>		<u>\$ 20,357,391</u>

Footnotes:

- Includes interest earned on SBGP deposits.
- Community Grants include expenses related to grants underway that were encumbered in the current fiscal year as well as previous fiscal years. Funds budgeted for Community Grants are encumbered for projects in development. Those funds are then encumbered for specific Community Grants following Board approval of funding awards, and then expensed when grant draw/payment requests are received and payable. See Quarterly Report for additional detail.
- Enhanced Services include expenses related to projects underway that were encumbered in the current fiscal year as well as previous fiscal years. Funds budgeted for Enhanced Services are encumbered for projects in development. Those funds are then encumbered for specific Enhanced Services once a contract is executed for those services and then expensed when payment requests are received and payable. See Quarterly Report for additional detail.
- Transformational Projects include expenses related to projects underway that were encumbered in the current fiscal year as well as previous fiscal years. Funds budgeted for Transformational Projects are encumbered for projects in development. Those funds are then encumbered for specific Transformational Projects following Board approval and then expensed when payment requests are received and payable. See Quarterly Report for additional detail.
- Includes salaries and benefits for program employees.
- Include miscellaneous indirect program expenses, including funds for a technical assistance program for grantees, and part time consultant services for Transformational Projects.
- \$1,500,000 is committed/restricted by the Board to serve as emergency reserves for future years to protect against potential funding fluctuations. SBGP has increased its target reserve to approximately \$2.1 million, which would cover core overhead and program expenses for approximately three months. SBGP will reserve approximately \$200,000 per year starting in FY 2027 until the target reserve has been met as long as the organization has the funds to do so while maintaining a healthy financial position. It is estimated to take SBGP until at least FY 2029 to reach the increased target reserve. The remaining fund balance is committed/restricted by the Board to serve as endowment funds for the long-term maintenance of wetlands and assigned for projects underway, projects in development, and other budgeted expenses.
- Fees for third-party accounting services. The contract with C.E.A. Scholtes & Associates includes hourly rates.
- For audit services.
- Includes annual premiums for commercial insurance policies.
- SBGP has a lease on private offices in a co-working space.
- Includes salaries and benefits for operations employees including PTO accrued for the fiscal year.
- Includes web development/maintenance, IT support, and software licensing.
- Include reimbursements for staff use of personal phones.
- YTD amount includes \$80k of unrealized gains/losses and \$113k in interest on SBGP's investment in a low risk, passive ultra-short U.S. Treasury strategy. Periodic losses may occur due to the timing of SBGP's investment, buying into the coupon rate and market activity. However, since SBGP plans to hold the investments to maturity, SBGP has every reason to expect a positive rate of return.
- Grant administration fees from supplemental grants.
- Includes HR consultant services and website redevelopment.
- Discretionary insurance fund for limited-capacity partners to purchase private insurance in accordance with SBGP grant agreement/contracting requirements.
- Includes endowment funds for the long-term maintenance of wetlands.
- Includes promotional materials, conferences and events, other.
- Includes 501(c)(3) setup costs.
- SBGP has capitalized the external consulting costs associated with the development of its website and CRM. These costs are amortized over the useful life of these intangible assets.

No attest assurance is provided.

Exhibit B. Impact Investments Report

SBGP is committed to seeking out Impact Investments, including those that support minority- and women-owned businesses, local businesses, and non-profits consistent with its mission. Wherever feasible, SBGP will use these Impact Investments to further its mission by supporting local and minority- and women-owned businesses, associated hiring opportunities, community-driven social impact, and our local economy. Each of SBGP's contractual relationships is designed to expand its network and ability to access a strong pool of diverse vendors to meet SBGP's needs.

	<u>FY18-25 Average (Cash Accounting)*</u>			<u>FY26 To Date (Cash Accounting)*</u>		
		Percent of Impact Investments	Percent of Total		Percent of Impact Investments	Percent of Total
Total						
Vendors	112			195		
Expenditures	6,735,411			\$ 17,776,904		
Impact Investments						
Vendors	58			78		
Expenditures	4,944,647	73.4%		\$ 16,025,718	90.1%	
MBE/WBE**						
Vendors	8			6		
Expenditures	209,765	4.2%	3.1%	\$ 257,876	1.6%	1.5%
Local Business Enterprises						
Vendors	53			71		
Expenditures	3,200,664	64.7%	47.5%	\$ 3,201,908	20.0%	18.0%
District						
Vendors	20			30		
Expenditures	663,099	13.4%	9.8%	\$ 906,844	5.7%	5.1%
Other Baltimore City						
Vendors	23			27		
Expenditures	1,494,967	30.2%	22.2%	\$ 1,759,336	11.0%	9.9%
Other Greater Baltimore						
Vendors	9			14		
Expenditures	1,042,599	21.1%	15.5%	\$ 535,727	3.3%	3.0%
Other Impact Investment						
Vendors	53			78		
Expenditures	4,822,394	97.5%	71.6%	\$ 16,025,718	100.0%	90.1%
501(c)(3) Nonprofit						
Vendors	42			66		
Expenditures	2,685,214	54.3%	39.9%	\$ 2,999,766	18.7%	16.9%
Social Enterprises (e.g. B Corporations)						
Vendors	-			0		
Expenditures	-	0.0%	0.0%	\$ -	0.0%	0.0%
Other (e.g. small businesses)						
Vendors	11			12		
Expenditures	2,137,180	43.2%	31.7%	\$ 13,025,952	81.3%	73.3%

* Impact Investment classification information is provided on a voluntary basis, and Impact Investments do not include those paid by credit card; SBGP's actual Impact Investments may therefore be higher than indicated on this report.

**Impact Investments in MBE/WBEs includes SBGP's overhead expenses only. Impact Investments in MBE/WBEs for projects are made by SBGP's prime contractors and grantees and therefore tracked individually and not included in this report. MBE/WBEs also do not include 501(c)(3) Nonprofit Organizations, since they do not have owners; Impact Investments in 501(c)(3) Nonprofit Organizations are tracked separately.

Exhibit C. Program Activity Map

**SBGP Core Projects Encumbered To Date, By Sector
as of 3/31/2026**

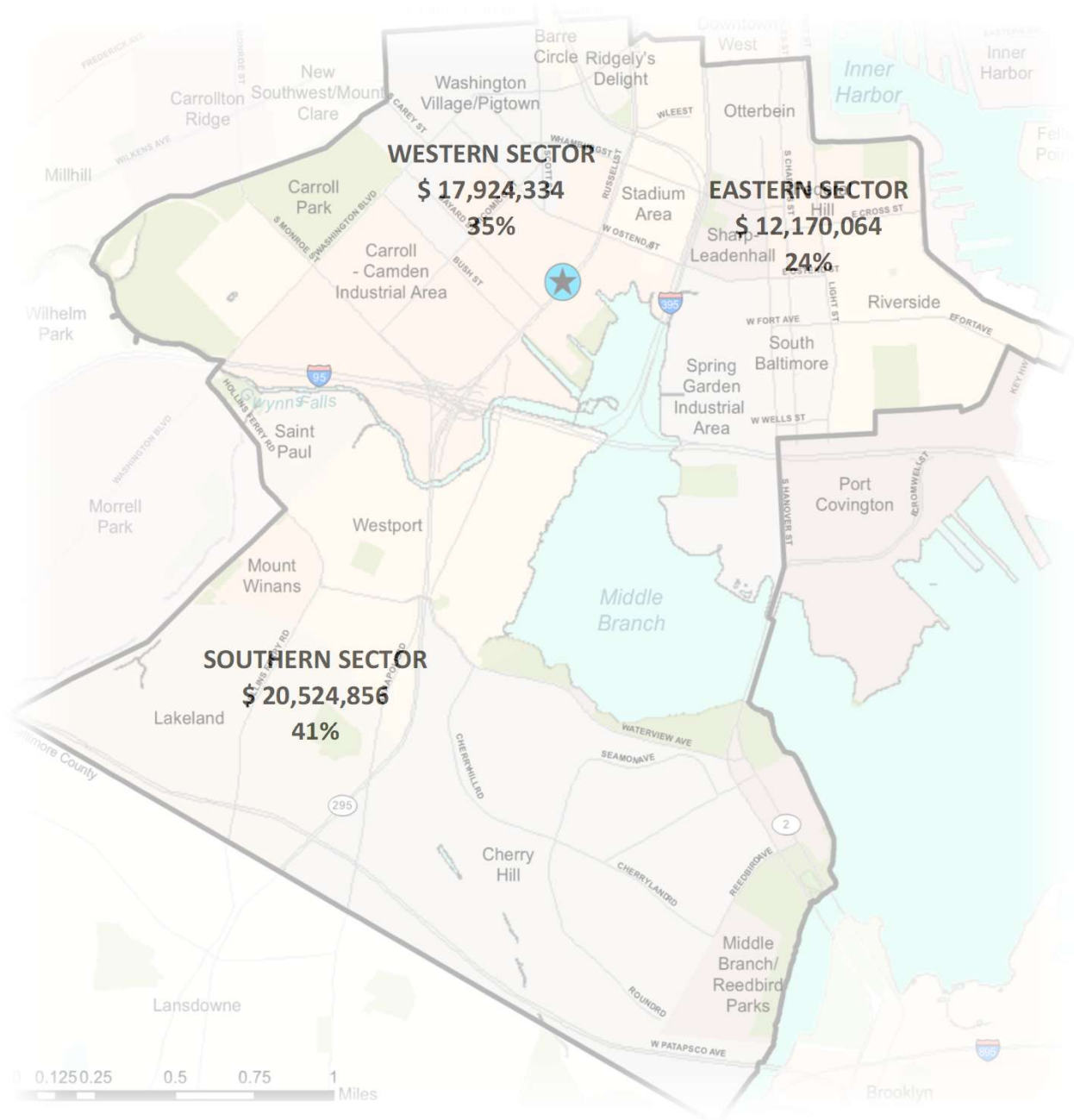


Exhibit D. Summary of Projects

FY	Third Party Provider	Project Title	Grant Cycle	Project Status	SBGP Funding Amount	SBGP Funding Expended
Community Grants						
18	Ridgely's Delight Association	Rededication Celebration & Pi	1	Complete	\$1,400.00	\$1,400.00
18	Digital Harbor / Fed Hill Community Assoc	Project RELATE	1	Complete	\$3,213.54	\$3,213.54
18	Citizens of Pigtown (aka Southwest Commun	COP Movies in the Park	1	Complete	\$3,543.98	\$3,543.98
18	Sit and Fit	Sit and Fit Arts and Crafts P	1	Complete	\$3,806.99	\$3,806.99
18	Leadenhall Baptist Church	Community Eat Together	1	Complete	\$4,000.00	\$4,000.00
18	Citizens of Pigtown (aka Southwest Commun	Marketing Support and Outreac	1	Complete	\$4,194.68	\$4,194.68
18	Lakeland STEAM Center	Community Zumba Classes	1	Complete	\$4,234.86	\$4,234.86
18	GiveFit / Lakeland Rec Center	Free Group Fitness Classes Bu	1	Complete	\$4,429.07	\$4,429.07
18	Cherry Hill Development Corporation	Cherry Hill Information Excha	1	Complete	\$4,878.91	\$4,878.91
18	Lakeland Coalition	Community Green and Clean Tea	1	Complete	\$4,881.29	\$4,881.29
18	Fishes & Loaves Pantry, Inc.	Fishes and Loaves Mobile Pant	1	Complete	\$4,997.36	\$4,997.36
18	BOPA	Middle Branch Park Public Art	1	Complete	\$5,000.00	\$5,000.00
18	Citizens of Pigtown (aka Southwest Commun	COP Main Street Festival	1	Complete	\$5,000.00	\$5,000.00
18	Federal Hill Main Street	Federal Hill Main Street Medi	1	Complete	\$5,000.00	\$5,000.00
18	Federal Hill South Neighborhood Associati	TreeUp South Baltimore	1	Complete	\$5,000.00	\$5,000.00
18	Federal Hill South Neighborhood Associati	Parking Pass Pickup Event	1	Complete	\$5,000.00	\$5,000.00
18	Gods Best Family Inc.	South Baltimore Youth Footbal	1	Complete	\$5,000.00	\$5,000.00
18	Pigtown Community Garden	Solidifying Pigtown Community	1	Complete	\$5,000.00	\$5,000.00
18	Restoring Inner City Hope (RICH)	Prayer Walk, 8/12/2017	1	Complete	\$5,000.00	\$5,000.00
18	Southwest Baltimore Charter School (SWBC)	21st Century Auditorium	1	Complete	\$5,000.00	\$5,000.00
18	Southwest Baltimore Charter School / Ches	Sowebo Landmark 5k - 2017	1	Complete	\$5,000.00	\$5,000.00
18	Jesus Our Redeemer/Lee Street Memorial Ba	Native Garden & Sidewalk Beau	1	Cancelled	\$0.00	\$0.00
18	Live Baltimore / Fed Hill Prep	Federal Hill Prep "Riding to	1	Cancelled	\$0.00	\$0.00
18	South Baltimore Partnership	South Baltimore Sustainabilit	1	Complete	\$10,000.00	\$10,000.00
18	United Way	United Way Homelessness Preven	1	Complete	\$48,000.00	\$48,000.00
18	Center Stage / BOPA	Center Stage in the Park	1	Cancelled	\$0.00	\$0.00
18	Westport Community Economic Development C	Westport Community Land Trust	1	Complete	\$49,046.38	\$49,046.38
18	Cherry Hill Development Corporation	Operating Expenses/Capacity B	1	Complete	\$50,000.00	\$50,000.00
18	Living Classrooms Foundation	SLURRP (School Leadership in	1	Complete	\$89,999.80	\$89,999.80
18	Habitat for Humanity	Habitat for Humanity Pigtown	1	Complete	\$99,800.60	\$99,800.60
18	Youth Resiliency Institute (Fusion Partne	Cherry Hill Arts and Music Fe	1	Complete	\$99,873.95	\$99,873.95
18	Church of the Advent	Accessibility Ramp/s	2	Cancelled	\$0.00	\$0.00
18	Ridgely's Delight Association	National Night Out Picnic	2	Complete	\$427.87	\$427.87
18	Lakeland Coalition Green and Clean Team	Movies in the Park 2018	2	Complete	\$1,868.20	\$1,868.20
18	Ridgely's Delight Association, Inc	South Baltimore Softball Clas	2	Complete	\$2,310.00	\$2,310.00
18	EndsideOut	Turn Your Health Inside Out	2	Complete	\$3,000.00	\$3,000.00
18	South Baltimore Partnership	Summer Outdoor Events	2	Complete	\$3,000.00	\$3,000.00
18	South Baltimore Partnership	Senior Committee	2	Complete	\$4,998.28	\$4,998.28
18	Boys & Girls Clubs of Metropolitan Baltim	Westport BGCMB After School P	2	Complete	\$4,998.62	\$4,998.62
18	LET'S GO Boys and Girls, Inc	LET'S GO Westport STEM Progra	2	Complete	\$4,999.90	\$4,999.90
18	Cherry Hill Ministerial Alliance	Community-Wide Thanksgiving D	2	Complete	\$5,000.00	\$5,000.00
18	Cherry Hill United Methodist Church	Cherry Hill UM Church Soup Ki	2	Complete	\$5,000.00	\$5,000.00
18	Fishes & Loaves Pantry, Inc.	Lakeland/Mt. Winans/Westport	2	Complete	\$5,000.00	\$5,000.00
18	Pigtown Main Street Inc.	Bloom the Boulevard	2	Complete	\$5,000.00	\$5,000.00
18	Teach For America Baltimore	Lakeland Elementary/Middle Sc	2	Complete	\$5,000.00	\$5,000.00
18	Civic Works	Baltimore Orchard Project	2	Complete	\$10,000.00	\$10,000.00
18	Pigtown Main Street Inc.	Clean & Green Team	2	Complete	\$15,000.00	\$15,000.00
18	Blue Water Baltimore	Community Development in Cher	2	Complete	\$25,000.00	\$25,000.00
18	Living Classrooms Foundation	BEE SMART (Baltimore Environm	2	Complete	\$25,000.00	\$25,000.00
18	Lakeland Elementary/Middle School	Early Childhood Playground	2	Complete	\$29,908.32	\$29,908.32
18	The Marching Elite Foundation	March on Wheels	2	Complete	\$31,000.00	\$31,000.00
18	Southwest Partnership, Inc.	Pigtown Renaissance	2	Complete	\$50,000.00	\$50,000.00
18	Federal Hill Main Street	FHMS Program Initiatives	2	Complete	\$35,000.00	\$35,000.00
18	The Cherry Hill Eagles Foundation	Youth Programming & General O	2	Complete	\$49,971.80	\$49,971.80
18	Spelman Road Gentleman's Club	Spelman Road Gentleman's Club	N/A	Complete	\$1,045.00	\$1,045.00
18	Cherry Hill Homes Tenant Council	Holiday Party	N/A	Complete	\$1,245.90	\$1,245.90
18	Associated Catholic Charities, Inc.	Baltimore City Head Start Sum	N/A	Complete	\$86,000.00	\$86,000.00
19	South Baltimore Learning Center (SBLC)	SBLC: Learning Works	3	Complete	\$562.50	\$562.50

FY	Third Party Provider	Project Title	Grant Cycle	Project Status	SBGP Funding Amount	SBGP Funding Expended
19	Spelman Road Gentleman's Club	Spelman Road Gentleman's Club	3	Complete	\$1,941.03	\$1,941.03
19	Cherry Hill Community Alumni Board	The Harvest Fest	3	Complete	\$4,528.06	\$4,528.06
19	South Baltimore Partnership	SBP Junior Green Team	3	Complete	\$4,944.34	\$4,944.34
19	Pigtown Community Garden	Sustainability and Safety at	3	Complete	\$4,952.64	\$4,952.64
19	Baltimore Community ToolBank	Inventory Enhancements in Res	3	Complete	\$4,988.58	\$4,988.58
19	Fishes & Loaves Pantry, Inc.	South Baltimore Mobile Pantry	3	Complete	\$4,995.01	\$4,995.01
19	Federal Hill South Neighborhood Associati	TreeUp 2018-19	3	Complete	\$5,000.00	\$5,000.00
19	Federal Hill South Neighborhood Associati	Parking Pass Pickup Event/Bas	3	Complete	\$5,000.00	\$5,000.00
19	Leadenhall Baptist Church	Community Eating Together Exp	3	Complete	\$5,000.00	\$5,000.00
19	LET'S GO Boys and Girls, Inc	LET'S GO STEM: College and Ca	3	Complete	\$5,000.00	\$5,000.00
19	Pigtown Food For Thought	Empowering Carroll Street Com	3	Complete	\$5,000.00	\$5,000.00
19	South Baltimore Partnership	A Slice of Historic Sharp Lea	3	Complete	\$5,000.00	\$5,000.00
19	Southwest Baltimore Charter School (SWBC)	Sowebo Landmark 5k - 2018	3	Complete	\$5,000.00	\$5,000.00
19	Teach For America Baltimore	Lakeland Elementary/Middle Sc	3	Complete	\$5,000.00	\$5,000.00
19	Enoch Pratt Free Library	Washington Village Library Re	3	Cancelled	\$0.00	\$0.00
19	Federal Hill Main Street	FHMS Clean & Green Initiative	3	Complete	\$36,500.00	\$36,500.00
19	Pigtown Main Street Inc.	Big Pigtown Projects = Big Pi	3	Complete	\$49,310.00	\$49,310.00
19	Healthy Neighborhoods, Inc.	HNI Expansion to Pigtown and	3	Complete	\$49,990.00	\$49,990.00
19	Youth Resiliency Institute (Fusion Partne	Cherry Hill Youth Arts, Music	3	Complete	\$49,978.75	\$49,978.75
19	Living Classrooms Foundation	SLURRP (School Leadership in	3	Complete	\$50,000.00	\$50,000.00
19	Paul's Place, Inc.	SW Baltimore Culinary Arts Tr	3	Complete	\$77,503.32	\$77,503.32
19	Rails to Trails Conservancy	Advancing the Baltimore Green	3	Complete	\$80,069.92	\$80,069.92
19	Thomas Johnson EMS PTO	LIVE WELL! A Family Health an	4	Complete	\$2,157.29	\$2,157.29
19	Ridgely's Delight Association Beautificat	Roots In Ridgely's	4	Complete	\$2,362.63	\$2,362.63
19	Westport Community Economic Development C	Harbor West Collaborative Sun	4	Complete	\$2,434.98	\$2,434.98
19	Sowebo Landmark 5K Planning Committee	Sowebo Landmark 5k - 2019	4	Complete	\$4,880.12	\$4,880.12
19	Baltimore Community ToolBank	Environmental Education & Inv	4	Complete	\$4,985.81	\$4,985.81
19	Safe Streets Cherry Hill	Team Building for Youth of Ch	4	Complete	\$4,995.15	\$4,995.15
19	South Baltimore Neighborhood Association	2nd Annual SBNA Block Party	4	Complete	\$4,999.02	\$4,999.02
19	National Wildlife Federation	B'More Wild Fest	4	Complete	\$4,999.82	\$4,999.82
19	Cherry Hill United Methodist Church	Soup Kitchen and Food Pantry	4	Complete	\$5,000.00	\$5,000.00
19	Fishes & Loaves Pantry, Inc.	Fishes and Loaves Community B	4	Complete	\$5,000.00	\$5,000.00
19	LET'S GO Boys and Girls, Inc	LET'S GO Westport STEM Progra	4	Complete	\$5,000.00	\$5,000.00
19	Paul's Place, Inc.	Paul's Place After-School Pro	4	Complete	\$5,000.00	\$5,000.00
19	South Baltimore Partnership	South Baltimore Sustainabilit	4	Complete	\$5,000.00	\$5,000.00
19	Teach for America Baltimore	2019 Teach For America Alumni	4	Complete	\$5,000.00	\$5,000.00
19	The Kerry Kares Foundation	Identity Project	4	Cancelled	\$0.00	\$0.00
19	GiveFit	Free Group Fitness Classes Bu	4	Complete	\$4,108.72	\$4,108.72
19	Pigtown Main Street Inc.	Pigtown's Grand Slam Pigt!, ev	4	Complete	\$9,000.00	\$9,000.00
19	NEWfit	NEWfit in Southwest Baltimore	4	Complete	\$13,412.24	\$13,412.24
19	Civic Works	Baltimore Orchard Project	4	Complete	\$13,421.94	\$13,421.94
19	Living Classrooms Foundation	BEE SMART (Baltimore Environm	4	Complete	\$14,780.00	\$14,780.00
19	NEWfit	NEWfit Youth Sports	4	Complete	\$22,701.36	\$22,701.36
19	GiveFit	Free Group Fitness Classes	4	Complete	\$32,257.70	\$32,257.70
19	Boys & Girls Clubs of Metropolitan Baltim	Program & Capacity Building S	4	Complete	\$34,757.98	\$34,757.98
19	Federal Hill Main Street	FHMS Business District Cleanl	4	Complete	\$36,787.50	\$36,787.50
19	Institute for Local Self-Reliance	Baltimore Composting for Comm	4	Complete	\$47,499.54	\$47,499.54
19	Riverside Neighborhood Association	Splash City: Riverside Pool	4	Complete	\$49,500.00	\$49,500.00
19	Salem Lutheran Church South Baltimore	Riverside Third Space	4	Complete	\$49,995.00	\$49,995.00
19	The Cherry Hill Eagles Foundation	Cherry Hill Eagles	4	Complete	\$85,954.90	\$85,954.90
19	Citizens of Pigtown	Operating Support for GL Insu	N/A	Complete	\$654.00	\$654.00
19	Restoring Inner City Hope (RICH)	Prayer Walk, 2018	N/A	Complete	\$1,294.50	\$1,294.50
19	Cherry Hill Homes Tenant Council	Cherry Hill Family Fun Camp	N/A	Complete	\$1,701.99	\$1,701.99
19	Cherry Hill Homes Tenant Council	Cherry Hill Tenant Housing Me	N/A	Complete	\$1,915.13	\$1,915.13
19	Southwest Partnership, Inc.	Pigtown Housing Fair	N/A	Complete	\$4,793.97	\$4,793.97
20	Neighbors of Scott Street (Citizens of Pi	Scott St. Block Party	5	Cancelled	\$0.00	\$0.00
20	God's Best Family Inc.	So. Baltimore Unity Feast	5	Complete	\$1,200.00	\$1,200.00
20	Federal Hill Preparatory School Parent Te	Fed Hill Prep Programs	5	Complete	\$2,915.73	\$2,915.73
20	Lakeland Elementary Middle School	Lakeland Library Reno.	5	Complete	\$3,456.00	\$3,456.00

FY	Third Party Provider	Project Title	Grant Cycle	Project Status	SBCP Funding Amount	SBCP Funding Expended
20	South Baltimore Partnership (Fusion Partn	Senior Committee	5	Complete	\$4,879.27	\$4,879.27
20	SCRAP B-More	Community Craft Nights	5	Complete	\$4,907.77	\$4,907.77
20	UMBC Foundation	Crossing Borders	5	Complete	\$4,950.00	\$4,950.00
20	South Baltimore Partnership (Fusion Partn	Green Team	5	Complete	\$4,964.00	\$4,964.00
20	My G.I.R.L.S., Inc.	Champions on the Rise!	5	Complete	\$4,985.00	\$4,985.00
20	Baltimore Community ToolBank	Networking & Inventory	5	Complete	\$5,000.00	\$5,000.00
20	Church of the Advent	Community Room Project	5	Complete	\$5,000.00	\$5,000.00
20	Farm Alliance of Baltimore	Classes, Demo & Farmstand	5	Complete	\$5,000.00	\$5,000.00
20	Resident Services Incorporated	Westport Rising Stars	5	Complete	\$5,000.00	\$5,000.00
20	Teach For America	Lakeland EMS CM Support	5	Complete	\$5,000.00	\$5,000.00
20	Fishes & Loaves Pantry, Inc.	Fishes & Loaves Pantry	5	Complete	\$17,997.82	\$17,997.82
20	Maryland Food Bank	Pantry on the Go	5	Complete	\$27,519.98	\$27,519.98
20	Baltimore Community Rowing	Reach High Rowing	5	Complete	\$49,995.00	\$49,995.00
20	Cherry Hill Development Corporation	Patapsco Elementary School	5	Complete	\$45,524.46	\$45,524.46
20	Cherry Hill Eagles Foundation, Inc	Cherry Hill Youth Dev.	5	Complete	\$60,000.00	\$60,000.00
20	Black Yield Institute	Cherry Hill Agrihood Proj.	5	Complete	\$100,000.00	\$100,000.00
20	Cherry Hill Eagles Foundation	Workers Compensation Insurance	N/A	Complete	\$495.00	\$495.00
21	Neighbors Meeting Neighbors	Neighbors Block Party	6	Complete	\$2,382.00	\$2,382.00
21	Southwest Community Council dba Citizens	COP Marketing	6	Complete	\$4,979.26	\$4,979.26
21	Baltimore Community ToolBank	Enhancements to Inventory	6	Complete	\$5,000.00	\$5,000.00
21	LET'S GO Boys and Girls	LET'S GO Westport & Lakeland	6	Complete	\$5,000.00	\$5,000.00
21	Institute for Local Self-Reliance (ILSR)	Baltimore Compost Project	6	Complete	\$7,777.70	\$7,777.70
21	Living Classrooms	BEE SMART Summer Program	6	Complete	\$8,000.00	\$8,000.00
21	American Visionary Art Museum	Flicks from the Hill 2021	6	Complete	\$11,578.00	\$11,578.00
21	Federal Hill Main Street, Inc.	Fed Hill Main St. Op. Support	6	Complete	\$14,487.00	\$14,487.00
21	Westport Patriots	Facility Prep, Program Support	6	Complete	\$36,869.00	\$36,869.00
21	Baltimore Outreach Services	Wellness for Families	6	Complete	\$40,000.00	\$40,000.00
21	Baltimore Compost Collective	Baltimore Compost Project	6	Complete	\$40,777.70	\$40,777.70
21	Family Health Centers of Baltimore Inc.	Maternal Child Initiative	6	Complete	\$40,958.56	\$40,958.56
21	Westport Patriots	Youth Sports Competitions	6	Complete	\$45,483.00	\$45,483.00
21	Pigtown Main Street	Pigtown ABC easy as 1,2,3	6	Complete	\$47,421.00	\$47,421.00
21	Southwest Partnership	Bird Ambassadors	6	Complete	\$47,421.00	\$47,421.00
21	Boys & Girls Clubs of Metropolitan Baltim	Westport Boys & Girls Club	6	Complete	\$48,500.00	\$48,500.00
21	Thomas Johnson Elementary Middle School P	Thomas Johnson Outdoor Space	6	Complete	\$49,950.00	\$49,950.00
21	Cherry Hill United Methodist Church	Soup Kitchen & Pantry	7	Complete	\$5,000.00	\$5,000.00
21	LETS GO Boys and Girls, Inc..	Westport MD Science Olympiad	7	Complete	\$5,000.00	\$5,000.00
21	Pigtown Community Garden.	Garden Program Support	7	Complete	\$5,000.00	\$5,000.00
21	Saint Agnes Hospital Foundation, Inc.	Saint Agnes Food Rx Program	7	Cancelled	\$0.00	\$0.00
21	Baltimore Office of Promotion & The Arts,	Sharp-Leadenhall Mural..	7	Canceled	\$0.00	\$0.00
21	SCRAP School and Community Reuse Action P	Reuse Arts Installation	7	Complete	\$3,397.88	\$3,397.88
21	Leveling the Playing Field, Inc. .	Westport Program Support.	7	Complete	\$10,000.00	\$10,000.00
21	My Fathers Plan, Inc..	Community Cleanup.	7	Complete	\$13,000.00	\$13,000.00
21	"Southwest Community Council d/b/a Citiz	Carroll Park Gateway	7	Complete	\$28,058.27	\$28,058.27
21	George Washington Elementary School	GWES Outdoor Space	7	Complete	\$29,000.00	\$29,000.00
21	Higher Achievement Program	After-School Programming.	7	Complete	\$29,975.06	\$29,975.06
21	Fishes and Loaves Pantry, Inc..	"Fishes and Loaves Pantry."	7	Complete	\$34,987.76	\$34,987.76
21	Up2Us, Inc..	Youth Development Training..	7	Complete	\$35,000.00	\$35,000.00
21	Southwest Partnership, Inc.	Carey St. Bridge Updates	7	Complete	\$36,000.00	\$36,000.00
21	"Cherry Hill Eagles Foundation, Inc.."	Program Support..	7	Complete	\$37,626.02	\$37,626.02
21	Resident Services Incorporated	Bedtime in a Box	7	Complete	\$39,043.00	\$39,043.00
21	RICH Organization d/b/a Restoring Inner C	"RICH Workforce Development.."	7	Complete	\$43,804.65	\$43,804.65
21	Westport Community Economic Development	Green Ambassadors..	7	Complete	\$45,000.00	\$45,000.00
21	My G.I.R.L.S. Inc..	The Thrown Awaits..	7	Complete	\$49,895.00	\$49,895.00
21	Black Yield Institute, Inc.	Food Sovereignty ..	7	Complete	\$59,392.11	\$59,392.11
22	GraceCity Church	Good Neighbor Nutrition	8	Complete	\$3,775.44	\$3,775.44
22	Federal Hill Main Street, Inc.."	Free Family Programs.	8	Complete	\$11,568.83	\$11,568.83
22	Living Classrooms Foundation	Masonville Cove School	8	Complete	\$17,000.00	\$17,000.00
22	"South Creek Community Development Corpor	Pantry on the Go	8	Complete	\$25,000.00	\$25,000.00
22	National Federation of the Blind.	Blind Civil Rights Museum..	8	Complete	\$27,000.00	\$27,000.00
22	Federal Hill Prep Parent Teacher Organiz	Facility Improvements	8	Complete	\$32,062.60	\$32,062.60
22	Westport Community Economic Development C	Welcome to Harbor West	8	Complete	\$39,572.00	\$39,572.00

FY	Third Party Provider	Project Title	Grant Cycle	Project Status	SBGP Funding Amount	SBGP Funding Expended
22	LET'S GO Boys and Girls.	Grow through STEM	8	Complete	\$45,000.00	\$45,000.00
22	Baltimore Community Rowing	Reach High Baltimore	8	Complete	\$45,594.60	\$45,594.60
22	Baltimore Animal Rescue and Care Shelter	Preserving Families .	8	Complete	\$30,000.00	\$30,000.00
22	Leadenhall Baptist Church.	Window Restoration	8	Complete	\$50,000.00	\$50,000.00
22	Cherry Hill Development Corporation	Blight Reduction	8	Complete	\$100,000.00	\$100,000.00
22	Ebenezer Kingdom Builders, Inc.	First Floor Renovation.	8	Complete	\$100,000.00	\$100,000.00
22	Federal Hill Neighborhood Association, In	Cross Street Block Party	9	Complete	\$1,300.00	\$1,300.00
22	Baltimore Community ToolBank	Networking & Inventory	9	Complete	\$2,000.00	\$2,000.00
22	Lakeland Community Association Partnersh	Lakeland Connection .	9	Complete	\$2,000.00	\$2,000.00
22	The Kerry Kares Foundation, Inc..	Senior Bus Trip.	9	Complete	\$2,250.00	\$2,250.00
22	Neighbors Meeting Neighbors	Neighbors Block Party	9	Complete	\$2,732.34	\$2,732.34
22	"Barre Circle Community Association."	McHenry St. Fencing	9	Complete	\$2,895.00	\$2,895.00
22	George Washington Elementary School, Bal	GWES Shade Structure.	9	Complete	\$4,650.00	\$4,650.00
22	South Baltimore United, Inc.	Community News	9	Complete	\$4,979.00	\$4,979.00
22	South Baltimore Neighborhood Association	Tree Canopy Care & Expansion	9	Complete	\$4,985.00	\$4,985.00
22	1012 Sports.	Football Mentorship.	9	Complete	\$4,990.70	\$4,990.70
22	Fishes and Loaves Pantry Inc..	Lakeland Block Party.	9	Complete	\$5,000.00	\$5,000.00
22	Our Joyful Noise Baltimore Inc.	Music in the Air.	9	Complete	\$5,000.00	\$5,000.00
22	Restoring Inner City Hope, Inc..	RICH Workforce Development	9	Complete	\$5,000.00	\$5,000.00
22	South Baltimore Learning Corp Inc	Book Lovers Unity Cookout.	9	Complete	\$5,000.00	\$5,000.00
22	Taste Wise Kids Inc.	Days of Taste	9	Complete	\$5,000.00	\$5,000.00
22	Friends of Carroll Park Inc.	Chant Down 2022	9	Complete	\$8,000.00	\$8,000.00
22	Baltimore Urban Baseball Association	Support for Coaching	9	Complete	\$10,000.00	\$10,000.00
22	Southwest Community Council Inc. dba Citi	Sharps Disposal	9	Complete	\$16,100.00	\$16,100.00
22	Federal Hill Main Street, Inc..	Business and Resident Support	9	Complete	\$30,311.96	\$30,311.96
22	Higher Achievement Program, Inc.	Higher Achievement	9	Complete	\$40,000.00	\$40,000.00
22	God's Best Family, Inc.	South Balt Engagement Center	9	Complete	\$41,700.00	\$41,700.00
22	Baltimore Outreach Services Inc. .	Journey to Independence	9	Complete	\$45,000.00	\$45,000.00
22	Saint Barnabas and Saint Susanna (SBSS) C	Courtyard renovation	9	Complete	\$45,000.00	\$45,000.00
22	Southwest Partnership, Inc.	CCB Elem School Playground	9	Complete	\$48,980.00	\$48,980.00
22	4MYCITY Inc.	Community Composting	9	Complete	\$49,500.00	\$49,500.00
22	Baltimore Compost Collective	Compost Programs	9	Complete	\$49,500.00	\$49,500.00
22	Living Classrooms Foundation Inc.	BEESMART Summer Program	9	Complete	\$49,602.00	\$49,602.00
22	Harbor Hospital, Inc. dba MedStar Harbor	Harbor Park West	9	Complete	\$49,628.00	\$49,628.00
22	Waterfront Partnership of Baltimore	Water Trail Master Plan	9	Complete	\$70,000.00	\$70,000.00
22	Pigtown Main Street Inc..	Progress In Pigtown .	9	Complete	\$70,700.00	\$70,700.00
22	Black Yield Institute.	Food Sovereignty Strategy	9	Complete	\$70,703.02	\$70,703.02
23	Federal Hill South Neighborhood Associat	Community Greening.	10	Complete	\$1,885.32	\$1,885.32
23	Neighbors Meeting Neighbors	Marketing.	10	Complete	\$3,000.00	\$3,000.00
23	"Federal Hill Neighborhood Association In	Historic House Tour.	10	Complete	\$4,665.98	\$4,665.98
23	Libraries Without Borders	Baltimore Crown Project.	10	Canceled	\$0.00	\$0.00
23	Baltimore Community ToolBank.	Enhancing Safety & Security.	10	Complete	\$11,399.68	\$11,399.68
23	God's Best Family Inc.	South Balt Engagement Center	10	Complete	\$30,000.00	\$30,000.00
23	Living Classrooms Foundation	Climate Changemakers	10	Complete	\$39,335.00	\$39,335.00
23	"National Audubon Society dba Patterson P	Bird Ambassadors	10	Complete	\$42,000.00	\$42,000.00
23	LET'S GO Boys and Girls, Inc.	LET'S GO STEM	10	Complete	\$48,999.90	\$48,999.90
23	Business Volunteers Maryland.	Capacity Accelerator	10	Complete	\$70,000.00	\$70,000.00
23	Elev8 Baltimore Inc.	Adult High School.	10	Complete	\$72,542.73	\$72,542.73
23	Stars & Stripes Parade Committee	Federal Hill July 4th Parade	11	Complete	\$1,995.00	\$1,995.00
23	Federal Hill Neighborhood Association	Cross Street Block Party	11	Complete	\$1,999.11	\$1,999.11
23	South Baltimore Neighborhood Association	SBNA Marketing Improvement	11	Complete	\$1,242.96	\$1,242.96
23	Pigtown Food For Thought Gardens	PFFT - Steel Boxes and Signs	11	Complete	\$2,110.95	\$2,110.95
23	South Baltimore United, Inc.	I Love SoBo Day	11	Complete	\$3,285.00	\$3,285.00
23	Neighbors Meeting Neighbors	Block Party	11	Complete	\$4,000.00	\$4,000.00
23	Federal Hill Preparatory School PTO	Field Trips Transportation	11	Complete	\$4,500.00	\$4,500.00
23	South Baltimore Learning Center	Book Lovers Community Cookout	11	Complete	\$4,932.65	\$4,932.65
23	Saint Barnabas and Saint Susanna Coptic O	Community Service Coordinator	11	Complete	\$4,946.75	\$4,946.75
23	Cherry Hill United Methodist Church	CHUMC - Food Ministry	11	Complete	\$5,000.00	\$5,000.00

FY	Third Party Provider	Project Title	Grant Cycle	Project Status	SBGP Funding Amount	SBGP Funding Expended
23	Our Joyful Noise Baltimore	Music in the Air Concerts	11	Complete	\$5,000.00	\$5,000.00
23	South Creek Community Development Corpora	S.M.A.R.T. Kids Hub	11	Complete	\$5,000.00	\$5,000.00
23	Southwest Community Council dba Citizens	Telecommunication Grant	11	Complete	\$1,735.91	\$1,735.91
23	Southwest Community Council dba Citizens	Gateway Murals	11	Complete	\$9,457.91	\$9,457.91
23	The Kerry Kares Foundation	Kerry's Krew	11	Complete	\$12,584.28	\$12,584.28
23	TasteWise Kids	Days of Taste/Food Story Time	11	Complete	\$14,000.00	\$14,000.00
23	South Baltimore Learning Center (SBLC)	SBLC Mindfulness Project	11	Complete	\$14,999.57	\$14,999.57
23	Healthy Neighborhoods Inc.	HNI Pigtown and Barre Circle	11	Complete	\$17,309.00	\$17,309.00
23	Saint Barnabas and Saint Susanna (SBSS) C	Courtyard Furnishing	11	Complete	\$20,000.00	\$20,000.00
23	Baltimore Outreach Services	Wellness 4 Homeless Families	11	Complete	\$22,499.91	\$22,499.91
23	My G.I.R.L.S., Inc.	Cheer Your Way to Wellness	11	Complete	\$30,000.00	\$30,000.00
23	Black Yield Institute	Food Sovereignty Strategy	11	Complete	\$34,234.00	\$34,234.00
23	The University of Maryland Foundation, In	Green Lions Collaborative	11	Complete	\$45,736.00	\$45,736.00
23	Improving Education	All Children Ready	11	Complete	\$49,000.00	\$49,000.00
23	Fishes & Loaves Pantry	Fishes & Loaves Pantry	11	Complete	\$49,100.00	\$49,100.00
23	Ebenezer Kingdom Builders, Inc.	First Floor Renovation	11	Active	\$75,000.00	\$65,866.56
23	Pigtown Main Street Inc.	DAP Direct Action Partnership	11	Complete	\$97,500.00	\$97,500.00
23	RICH - Restoring Inner City Hope, Inc.	Youth Leadership Programming	11	Complete	\$98,373.00	\$98,373.00
23	Paul's Place, Inc.	Paul's Community Garden	11	Cancelled	\$0.00	\$0.00
24	Baltimore Community ToolBank	Community Networking	12	Complete	\$0.00	\$0.00
24	Baltimore Community ToolBank	Tech Inventory Enhancements	12	Complete	\$3,600.00	\$3,600.00
24	Thomas Johnson Elementary Middle School P	Field Trip Transportation	12	Complete	\$3,715.00	\$3,715.00
24	Baltimore Outreach Services, Inc	BOS Shelter Youth Education	12	Complete	\$4,200.00	\$4,200.00
24	Riverside Neighborhood Association, Inc.	Riverside Placemaking Kickoff	12	Complete	\$5,000.00	\$5,000.00
24	Pride of Baltimore, Inc.	Pride II: Free Sails	12	Complete	\$9,661.50	\$9,661.50
24	South Creek Community Development Corpora	Concert and Dance Project	12	Complete	\$9,961.93	\$9,961.93
24	Baltimore Animal Rescue and Care Shelter	Keeping Pets With Families	12	Complete	\$15,000.00	\$15,000.00
24	Cherry Hill United Methodist Church	Food Ministry Mobile Pantry	12	Complete	\$15,000.00	\$15,000.00
24	Living Classrooms Foundation	Environmental Education at MC	12	Complete	\$15,000.00	\$15,000.00
24	Federal Hill Main Street, Inc.	FedHill Local Vitality	12	Complete	\$16,000.00	\$16,000.00
24	Baltimore Office of Promotion and the Art	Sobo Concert Series	12	Complete	\$24,299.00	\$24,299.00
24	Historic Sharp Leadenhall Community	Year of Preservation for All	12	Complete	\$24,435.15	\$24,435.15
24	City of Refuge Baltimore	CORB's Food Stability Program	12	Complete	\$24,530.49	\$24,530.49
24	Cherry Hill Strong Inc.	Community Wellness	12	Complete	\$30,000.00	\$30,000.00
24	God's Best Family Inc	Family Programs	12	Complete	\$30,000.00	\$30,000.00
24	Higher Achievement Program, Inc.	Closing Opportunity Gaps	12	Complete	\$30,000.00	\$30,000.00
24	The Be. Org	The Food Playground	12	Complete	\$34,840.50	\$34,840.50
24	National Audubon Society dba Audubon Mid-	Awareness & Action in Pigtown	12	Complete	\$35,000.00	\$35,000.00
24	Resident Services Inc.	Project 1902	12	Complete	\$45,000.00	\$45,000.00
24	Mount Winans Community Development Corpor	Boosting Community Wellness	12	Active	\$45,000.00	\$33,994.02
24	Federal Hill Neighborhood Association Inc	Greening UP4Fam	12	Complete	\$47,573.40	\$47,573.40
24	Harbor Hospital, Inc. dba MedStar Harbor	Mobile Health Center Program	12	Complete	\$49,393.38	\$49,393.38
24	LETS GO Boys and Girls, Inc	STEM Career Catalyst	12	Complete	\$49,899.40	\$49,899.40
24	Baltimore Community Rowing	Reach High Baltimore	12	Complete	\$49,995.00	\$49,995.00
24	Cherry Hill Development Corporation	Blight Reduction Phase 2	12	Complete	\$49,999.99	\$49,999.99
24	Federal Hill Neighborhood Association, In	Fed Hill Public Space	13	Complete	\$1,987.54	\$1,987.54
24	Riverside Neighborhood Association	Riverside Park Maintenance	13	Complete	\$4,234.96	\$4,234.96
24	Food Rescue Baltimore	2024 Operating Support	13	Complete	\$5,000.00	\$5,000.00
24	Neighbors Meeting Neighbors	Block Party 2024 - 2025	13	Complete	\$5,000.00	\$5,000.00
24	Saint Barnabas and Saint Susanna Coptic O	Community Events Coordinator	13	Complete	\$7,000.00	\$7,000.00
24	Southwest Community Council Inc	Communications & Engagement	13	Active	\$10,000.00	\$0.00
24	Federal Hill Main Street, Inc.	Reaching New Supporters	13	Complete	\$18,000.00	\$18,000.00
24	GBF Summer Camp & Festival	GBF Summer Camp & Festival	13	Complete	\$19,961.00	\$19,961.00
24	The Ridgely's Delight Association, Inc.	Blue Crab Mural	13	Complete	\$20,706.00	\$20,706.00
24	Baltimore Compost Collective	Expansion of BCC's Programs	13	Complete	\$24,339.00	\$24,339.00
24	Environmental Justice Journalism Initiati	EJJI in South Baltimore	13	Active	\$25,000.00	\$17,100.00
24	Taste Wise Kids Inc	Fall TWK Program	13	Complete	\$26,040.00	\$26,040.00
24	Baltimore Outreach Services	Culture/Care-Safety/Wellness	13	Active	\$27,807.70	\$0.00

FY	Third Party Provider	Project Title	Grant Cycle	Project Status	SBGP Funding Amount	SBGP Funding Expended
24	Rails-to-Trails Conservancy	Rails-to-Trails Conservancy	13	Complete	\$42,000.00	\$42,000.00
24	South Harbor Renaissance, Inc.	Improving Federal Hill Park	13	Complete	\$46,600.00	\$46,600.00
24	Boys & Girls Clubs of Metropolitan Baltim	Health & Wellness Programs	13	Complete	\$48,983.24	\$48,983.24
24	Improving Education Inc.	All Children Ready - Westport	13	Complete	\$49,000.00	\$49,000.00
24	Cherry Hill Eagles Foundation, Incorporat	Resource Center	13	Complete	\$49,986.45	\$49,986.45
24	Harbor Hospital d/b/a Medstar Harbor Hosp	Mobile Health Center	13	Active	\$49,999.00	\$43,796.00
24	Cherry Hill Development Corporation	Program Capacity Building	13	Active	\$72,000.00	\$64,176.98
24	The United Way of Central Maryland Inc	On Track 4 Success	13	Complete	\$82,227.26	\$82,227.26
24	Total Health Care, Inc	Social Determinants	13	Complete	\$87,633.00	\$87,633.00
24	Leadenhall Baptist Church, Inc.	Pantry on the Go	13	Complete	\$96,932.68	\$96,932.68
24	Rich- Restoring Inner City Hope	RICH YWFD Program	13	Complete	\$98,410.00	\$98,410.00
25	South Creek Community Development Corpora	Safety First Project	14	Complete	\$1,350.00	\$1,350.00
25	Our Joyful Noise Baltimore, Inc.	Music in the Air	14	Complete	\$2,500.00	\$2,500.00
25	Thomas Johnson Elementary Middle School P	Field Trip Transportation	14	Complete	\$4,600.00	\$4,600.00
25	American Visionary Art Museum, Inc.	Flicks on the Hill 2025	14	Complete	\$6,467.59	\$6,467.59
25	South Baltimore Learning Center	SB Mindfulness Project 2.0	14	Complete	\$9,991.06	\$9,991.06
25	Baltimore Animal Rescue and Care Shelter	KPWF Program Wellness Clinics	14	Complete	\$15,000.00	\$15,000.00
25	Higher Achievement Program, Inc.	Closing Opportunity Gaps	14	Complete	\$20,000.00	\$20,000.00
25	EndsideOut, Inc.	Know Your Health	14	Active	\$20,000.00	\$4,285.92
25	Environmental Justice Journalism Initiati	EJ Science in South Baltimore	14	Complete	\$22,000.00	\$22,000.00
25	Federal Hill Main Street	FedHill Growth & Showcase	14	Complete	\$22,000.00	\$22,000.00
25	Federal Hill Neighborhood Association	Greener, Active Federal Hill	14	Active	\$23,669.87	\$22,839.39
25	Baltimore Safe Haven	LGBT Survival Mode Outreach	14	Active	\$24,957.63	\$0.00
25	Healthy Neighborhoods Inc.	Supporting Lakeland Legacy	14	Active	\$27,500.00	\$25,626.78
25	Federal Hill Preparatory School Parent Te	PREP Library Update	14	Active	\$28,000.00	\$27,640.58
25	LET'S GO Boys and Girls, Inc.	LET'S GO South Baltimore	14	Complete	\$29,999.82	\$29,999.82
25	Baltimore Community ToolBank	Targeted Fundraising 2025	14	Complete	\$35,000.00	\$35,000.00
25	Lakeland Community and STEAM Center	Health is Wealth	14	Active	\$46,530.00	\$0.00
25	Dream Big Foundation Inc	Cherry Hill Family Engagement	14	Complete	\$48,721.11	\$48,721.11
25	Harbor Hospital Inc. dba MedStar Harbor H	BHB Maternal Health Site	14	Active	\$49,999.00	\$0.00
25	The Baltimore Station Inc.	Adult Recovery Court	14	Complete	\$49,999.00	\$49,999.00
25	So What Else Inc.	South Baltimore Food Rescue	14	Complete	\$70,000.00	\$70,000.00
25	God's Best Family Inc.	GBF All Seasons Youth Program	14	Complete	\$81,650.00	\$81,650.00
25	RICH - Restoring Inner City Hope	Youth Programming	14	Active	\$85,000.00	\$79,300.00
25	Federal Hill Preperatory PTO	PREP Transportation Funds	15	Active	\$4,600.00	\$0.00
25	Riverside Neighborhood Association Inc.	Placemaking Leverage	15	Active	\$4,925.00	\$0.00
25	Gifts for the Great Inc.	25/26 Back to School Bash	15	Complete	\$4,995.40	\$4,995.40
25	Thomas Johnson Elementary Middle School P	TJ Outdoor Shed and Tools	15	Active	\$4,998.00	\$4,804.32
25	South Creek Community Development Corpora	Community Eating Together	15	Active	\$5,000.00	\$0.00
25	Fishes & Loaves Pantry, Inc.	2025 Community Resource Fair	15	Complete	\$6,468.49	\$6,468.49
25	Scrap Creative Reuse	Pigtown Arts	15	Active	\$12,125.00	\$2,642.46
25	Living Classrooms Foundation Inc.	SLURRP	15	Active	\$19,950.00	\$0.00
25	Federal Hill Main Street, Inc.	Annual Traditions	15	Active	\$20,000.00	\$12,403.99
25	Cherry Hill United Methodist Church	CHUMC Food Ministry & Pantry	15	Active	\$21,352.10	\$5,304.31
25	Pigtown Main Street Inc	Promote Pigtown	15	Active	\$23,380.00	\$0.00
25	Maryland Volunteer Lawyers Service	Legal Services	15	Active	\$26,225.00	\$12,317.11
25	Pigtown Climbs Inc	Pigtown Climbs Inc	15	Active	\$30,000.00	\$0.00
25	South Baltimore Learning Center	Adult Literacy is The Answer	15	Active	\$30,000.00	\$10,321.52
25	Business Volunteers Maryland	Capacity Build Initiative	15	Complete	\$32,043.00	\$32,043.00
25	Elev8 Baltimore, Inc	Student Support - SBAHS	15	Complete	\$33,750.00	\$33,750.00
25	A Prosperous Tomorrow	Future Tech Pioneers	15	Active	\$35,000.00	\$0.00
25	Black Yield Institute	BYI Marketplace Expansion	15	Complete	\$40,000.00	\$40,000.00
25	Media Rhythm Institute Studios Inc.	Soundtracks to Success	15	Active	\$40,000.00	\$9,287.00
25	Taste Wise Kids Inc	Food Literacy & Healthy Kids	15	Active	\$41,640.00	\$26,499.95
25	Southwest Partnership	Pigtown Odds & Ends - POE	15	Active	\$49,103.00	\$12,959.79
25	Baltimore Community Rowing, Inc.	Reach High Baltimore	15	Active	\$49,999.00	\$31,212.24
25	Paul's Place, Inc.	PP Community Health Nursing	15	Active	\$49,999.99	\$0.00
25	Baltimore Community ToolBank	Empowerment through Access	15	Complete	\$75,000.00	\$75,000.00

FY	Third Party Provider	Project Title	Grant Cycle	Project Status	SBGP Funding Amount	SBGP Funding Expended
26	Friends of Carroll Park Inc.	Opening Day!	16	Active	\$2,000.00	\$0.00
26	Federal Hill South Neighborhood Associati	Banner Beautification	16	Cancelled	\$0.00	\$0.00
26	Gifts for the Great Inc.	The Process 25/26	16	Active	\$2,500.00	\$0.00
26	Our Joyful Noise Baltimore, Inc.	Baltimore Station Concerts	16	Active	\$3,500.00	\$0.00
26	Food Rescue Baltimore	Pigtown Giveaway Support	16	Active	\$5,000.00	\$0.00
26	Thomas Johnson Elementary Middle School P	TJ Enrichment Support	16	Active	\$5,000.00	\$2,427.30
26	Federal Hill Neighborhood Association, In	Greener, Active Federal Hill	16	Active	\$10,000.00	\$0.00
26	Save Our Young Baltimore Corporation	Building Bridges	16	Active	\$10,000.00	\$0.00
26	Food Recovery Network	Title1 School Produce Markets	16	Active	\$12,000.00	\$0.00
26	Art with a Heart	SOBO School Art Program	16	Active	\$13,631.67	\$272.22
26	The Baltimore Animal Rescue and Care Shel	KPWF Wellness Clinics 2026	16	Active	\$15,000.00	\$0.00
26	Preparing Youth for Tomorrow Inc	Club Dad	16	Active	\$15,000.00	\$0.00
26	Cherry Hill Eagles Foundation, Incorporat	CHEF Resource Center	16	Active	\$16,662.15	\$0.00
26	Peabody Institute at the Johns Hopkins Un	Music Classes at TJEMS	16	Active	\$18,901.80	\$0.00
26	Higher Achievement Program, Inc.	Education Equity through OST	16	Active	\$20,000.00	\$0.00
26	Rich - Restoring Inner City Hope	RICH Conversations Podcast	16	Active	\$20,000.00	\$0.00
26	Living Classrooms Foundation Inc.	SLURRP	16	Active	\$20,598.50	\$0.00
26	STEM Champions of Baltimore Inc.	MSO After School SBGP Schools	16	Active	\$21,300.00	\$0.00
26	Reading Partners	Literacy Tutoring in Schools	16	Active	\$32,399.00	\$0.00
26	Baltimore Outreach Services	Women's Shelter Gen.Operating	16	Active	\$40,000.00	\$36,611.78
26	Improving Education Inc.	All Children Ready	16	Active	\$40,000.00	\$21,923.10
26	LET'S GO Boys and Girls, Inc.	LET'S GO STEM Education & WFD	16	Active	\$45,000.00	\$7,301.31
26	Rebuilding Together Baltimore, Inc.	Legacy Home Repair	16	Active	\$49,000.00	\$0.00
26	CASA de Maryland, Inc.	Immigrant Family Outreach	16	Active	\$49,998.00	\$0.00
26	God's Best Family Inc	GBF All Seasons Youth Program	16	Active	\$60,000.00	\$35,692.50
26	So What Else, Inc.	Food for SBGP	16	Active	\$60,707.38	\$0.00
26	Harbor Hospital d/b/a MedStar Harbor Hosp	Violence Intervention Program	16	Active	\$100,000.00	\$0.00
Enhanced Services						
17	BCRP	Middle Branch Park Boat House	N/A	Complete	\$6,000.00	\$6,000.00
17	BCRP	Gwynns Falls Trail maintenanc	N/A	Complete	\$50,000.00	\$50,000.00
17	BCRP	Middle Branch Boat Launch Rep	N/A	Complete	\$94,000.00	\$94,000.00
17	Mayor's Office of Employment Development	Youthworks Summer Youth Emplo	N/A	Complete	\$100,000.00	\$100,000.00
18	Donovan Landcare fbo Barre Circle Communi	Barre Circle Landscaping	N/A	Complete	\$6,300.00	\$6,300.00
18	TITO Contracting	Mount Claire Stable Painting	N/A	Complete	\$15,231.77	\$15,231.77
18	Waterfront Partnership of Baltimore	Robert Baker Park Maintenance	N/A	Complete	\$15,422.50	\$15,422.50
18	UMBC Foundation	Lakeland STEAM Center Stairs	N/A	Complete	\$16,275.00	\$16,275.00
18	Living Design Lab	Carroll Park Rec Center Asses	N/A	Complete	\$18,000.00	\$18,000.00
18	Otterbein Community Association	Landscaping Services - Otterb	N/A	Complete	\$27,442.00	\$27,442.00
18	Waterfront Partnership of Baltimore	Federal Hill Capital Improvem	N/A	Complete	\$29,883.86	\$29,883.86
18	BCRP	Rhythm & Reels	N/A	Complete	\$46,000.00	\$46,000.00
18	Waterfront Partnership of Baltimore	Federal Hill Park Maintenance	N/A	Complete	\$48,047.95	\$48,047.95
18	BOPA	SOBO Summer Music Series	N/A	Complete	\$80,000.00	\$80,000.00
18	Parks and People Foundation	Free Summer Youth Sports Leag	N/A	Complete	\$98,542.00	\$98,542.00
18	Waterfront Partnership of Baltimore	Gwynns Falls Trash Wheel Desi	N/A	Complete	\$100,000.00	\$100,000.00
19	P. Flanigan & Sons, Inc.	Playground Site Work at Floren	N/A	Complete	\$0.00	\$0.00
19	BCRP	Carroll Park & Lakeland Youth	N/A	Complete	\$623.00	\$623.00
19	Baltimore Green Works	BCRP Intern-GIS Mapping	N/A	Complete	\$1,590.00	\$1,590.00
19	Waterfront Partnership of Baltimore	Robert Baker Park Maintenance	N/A	Complete	\$5,459.88	\$5,459.88
19	Ball-Starz Unlimited	Recreation program supplies	N/A	Complete	\$6,230.68	\$6,230.68
19	Scott Jones & Sons	Riverside Equipment Installat	N/A	Complete	\$7,400.00	\$7,400.00
19	Victory Stanley	Furniture/Trash Can Upgrades-	N/A	Complete	\$7,681.00	\$7,681.00
19	BCRP / Baltimore City Foundation	Day of Play 2019	N/A	Complete	\$8,367.30	\$8,367.30
19	KaBOOM!	Westport Playground - Install	N/A	Complete	\$8,500.00	\$8,500.00
19	Waterfront Partnership of Baltimore	Robert Baker Park Maintenance	N/A	Complete	\$8,630.09	\$8,630.09
19	Donovan Landcare fbo Barre Circle Communi	Barre Circle Landscaping	N/A	Complete	\$8,930.00	\$8,930.00
19	Active Social Communities / Volo City Kid	Day of Play 2019: Opening Day	N/A	Complete	\$10,000.00	\$10,000.00
19	Flag Poles	Federal Hill and Riverside FI	N/A	Complete	\$10,168.66	\$10,168.66
19	BCRP	Patapsco Recreational Center	N/A	Complete	\$11,545.00	\$11,545.00

FY	Third Party Provider	Project Title	Grant Cycle	Project Status	SBGP Funding Amount	SBGP Funding Expended
19	BOPA	Patapsco River Project Restor	N/A	Complete	\$11,700.00	\$11,700.00
19	Bif Browning	Rhythm & Reels 2019 - Bands	N/A	Complete	\$12,000.00	\$12,000.00
19	Sparks Quality Fencing Company	Conway St Park Fencing	N/A	Complete	\$13,061.13	\$13,061.13
19	JB Contractors	Rowing Club - Front Walk Way	N/A	Complete	\$13,920.22	\$13,920.22
19	JB Contractors	Rowing Club - Fishing Pier	N/A	Complete	\$14,754.84	\$14,754.84
19	Active Social Communities / Volo City Kid	Free Fall Youth Sports League	N/A	Complete	\$15,000.00	\$15,000.00
19	JB Contractors	Middle Branch Canoe Launch	N/A	Complete	\$15,628.00	\$15,628.00
19	Davey Tree Experts	Barre Circle Tree Pruning	N/A	Complete	\$16,340.00	\$16,340.00
19	Edrich Lumber	Mulch and Soil Donation for 2	N/A	Complete	\$17,925.00	\$17,925.00
19	BOPA	Art on the Waterfront	N/A	Complete	\$18,850.00	\$18,850.00
19	BCRP	Lakeland Steam Center Equipme	N/A	Complete	\$22,009.02	\$22,009.02
19	South Harbor Renaissance	Fed Hill Playground Upgrade	N/A	Complete	\$24,281.00	\$24,281.00
19	Waterfront Partnership of Baltimore	Federal Hill Park Maintenance	N/A	Complete	\$24,404.95	\$24,404.95
19	Waterfront Partnership of Baltimore	Enhanced Landscaping for Fede	N/A	Complete	\$24,891.12	\$24,891.12
19	Art with a Heart	Art in the Park	N/A	Complete	\$26,000.00	\$26,000.00
19	Pinehurst fbo Federal Hill Main Street, I	Federal Hill Main Street Beau	N/A	Complete	\$26,542.39	\$26,542.39
19	Friends of Carroll Park	Carroll Park Summer Concert	N/A	Complete	\$30,000.00	\$30,000.00
19	Kompan	Riverside Park Equipment	N/A	Complete	\$30,083.00	\$30,083.00
19	Geo-Technology Associates, Inc.	Reedbird Environmental Manage	N/A	Complete	\$30,710.00	\$30,710.00
19	Lorenz, Inc	Middle Branch Park Maintenanc	N/A	Complete	\$37,630.00	\$37,630.00
19	Living Classrooms	Federal Hill Main Street Clean	N/A	Complete	\$46,554.00	\$46,554.00
19	Active Social Communities / Volo City Kid	2019 South Baltimore Youth Sp	N/A	Complete	\$48,500.00	\$48,500.00
19	BCRP	Parkapalooza	N/A	Complete	\$50,000.00	\$50,000.00
19	Cal Ripkin Senior Foundation	Turf Ballfield at Reedbird	N/A	Complete	\$50,000.00	\$50,000.00
19	BOPA	SOBO Music Series 2019	N/A	Complete	\$59,575.00	\$59,575.00
19	Lorenz, Inc.	Middle Branch Landscaping	N/A	Complete	\$68,446.92	\$68,446.92
19	BCRP	Rhythm & Reels 2019 - Managem	N/A	Complete	\$72,197.94	\$72,197.94
19	Grow Home	2019 Youth Sports Program	N/A	Complete	\$76,230.00	\$76,230.00
19	Floura Teeter Landscape Architects	Westport Master Planning - FI	N/A	Complete	\$92,726.62	\$92,726.62
19	Lorenz, Inc.	295/BW Pkwy Median Landscape	N/A	Complete	\$289,450.00	\$289,450.00
19	Youth Resiliency Institute (Fusion Partne	2019 4th of July Celebration	N/A	Complete	\$501,846.57	\$501,846.57
20	Linda Felder House of Etiquette Inc.	Fabric Face Masks	N/A	Complete	\$575.00	\$575.00
20	SBGP	COVID19 Resp: Misc Supplies	N/A	Complete	\$2,174.00	\$2,174.00
20	Active Social Communities / Volo City Kid	2020 Spring Sports East	N/A	Complete	\$2,750.00	\$2,750.00
20	Active Social Communities / Volo City Kid	2020 Spring Sports West	N/A	Complete	\$2,750.00	\$2,750.00
20	Active Social Communities / Volo City Kid	2020 Spring Sports South	N/A	Complete	\$2,750.00	\$2,750.00
20	Cal Ripken Senior Foundation	Digital Harbor Field Design	N/A	Complete	\$3,000.00	\$3,000.00
20	Cherry Hill Eagles Foundation	COVID-AID for Youth in Cherry	N/A	Complete	\$4,725.02	\$4,725.02
20	ShareBaby, Inc.	Baby diaper distribution	N/A	Complete	\$4,950.00	\$4,950.00
20	Fishes and Loaves Pantry	COVID-AID Lakeland	N/A	Complete	\$5,000.00	\$5,000.00
20	Federal Hill South Neighborhood Associati	Henry St. Survey & Study	N/A	Complete	\$5,000.00	\$5,000.00
20	Leveling the Playing Field	LPF SB Expansion Project	N/A	Complete	\$5,000.00	\$5,000.00
20	Active Social Communities / Volo City Kid	2020 Day of Play	N/A	Complete	\$6,500.00	\$6,500.00
20	Fishes and Loaves Pantry	Volunteer Stipends	N/A	Complete	\$7,200.00	\$7,200.00
20	Lorenz, Inc.	BW Pkwy/295 Median Maint 2020	N/A	Complete	\$7,600.00	\$7,600.00
20	Donovan Landcare	Barre Circle Mowing	N/A	Complete	\$7,650.00	\$7,650.00
20	BCRP	Buses for Dist. Summer Camps	N/A	Complete	\$10,682.00	\$10,682.00
20	Waterfront Partnership	Robert Baker Park	N/A	Complete	\$13,943.28	\$13,943.28
20	Ruppert Landscape	Otterbein Park Benches	N/A	Complete	\$15,600.00	\$15,600.00
20	Federal Hill Main Street	Federal Hill Beautification	N/A	Complete	\$15,833.00	\$15,833.00
20	Neighborhood Design Center	Neighborhood Business Reopenin	N/A	Complete	\$20,500.00	\$20,500.00
20	Youth Resiliency Institute (Fusion Partne	A Dream In Cherry Hill	N/A	Complete	\$27,010.00	\$27,010.00
20	Pigtown Main Street	Pigtown Landscaping and Mainte	N/A	Complete	\$34,037.15	\$34,037.15
20	Pigtown Main Street	Pigtown Main Street Landscape	N/A	Complete	\$38,124.94	\$38,124.94
20	Fusion Partnerships	4th of July On Middle Branch	N/A	Complete	\$38,596.74	\$38,596.74
20	Living Classrooms	Project Serve	N/A	Complete	\$43,362.00	\$43,362.00
20	Rails-To-Trails-Conservancy	Warner Streetscape Design	N/A	Complete	\$45,801.31	\$45,801.31
20	Living Classrooms Foundation	Project SLURRP	N/A	Complete	\$49,132.00	\$49,132.00

FY	Third Party Provider	Project Title	Grant Cycle	Project Status	SBGP Funding Amount	SBGP Funding Expended
20	Active Social Communities / Volo City Kid	Volo City Fall Youth Sports	N/A	Complete	\$49,500.00	\$49,500.00
20	Federal Hill Main Street, Inc.	FHMS Capacity & Brand	N/A	Complete	\$49,696.00	\$49,696.00
20	Baltimore Urban Baseball Association (BUB)	Urban Youth Baseball	N/A	Complete	\$49,990.00	\$49,990.00
20	Living Classrooms Foundation	Federal Hill Beautification	N/A	Complete	\$58,340.50	\$58,340.50
20	Waterfront Partnership	Federal Hill Park	N/A	Complete	\$59,193.24	\$59,193.24
20	Cherry Hill Eagles Foundation	Cherry Hill Eagles Youth Dev.	N/A	Complete	\$65,388.00	\$65,388.00
20	BCRP	BCRP Canoe and Outdoor Rec	N/A	Complete	\$71,315.00	\$71,315.00
20	Westport Community Economic Development C	Westport Aid Distribution	N/A	Complete	\$72,393.25	\$72,393.25
20	Cherry Hill Development Corporation	Cherry Hill Aid Distribution	N/A	Complete	\$92,394.00	\$92,394.00
20	Southwest Baltimore Charter School Inc.	Motorized Gym Divider Wall	N/A	Complete	\$100,000.00	\$100,000.00
20	Maryland Food Bank	Food Bank COVID-19 Delivery	N/A	Complete	\$500,000.00	\$500,000.00
21	Cherry Hill Tenant Council	Home board games to promote sa	N/A	Complete	\$1,475.75	\$1,475.75
21	Cherry Hill Eagles Foundation	Summer 2021 Youth Development	N/A	Complete	\$2,100.00	\$2,100.00
21	Pigtown Main Street Inc.	Pigtown Reopening Incentives	N/A	Complete	\$4,635.00	\$4,635.00
21	Fishes and Loaves Pantry Inc.	COVID-19 Aid July Volunteers	N/A	Complete	\$4,800.00	\$4,800.00
21	Donovan Landcare	Barre Circle Lawn & Leaf Care	N/A	Complete	\$7,650.00	\$7,650.00
21	Victor Stanley, Inc.	Middle Branch Park Trash Cans	N/A	Complete	\$7,986.00	\$7,986.00
21	Lorenz, Inc	Middle Branch Maintenance	N/A	Complete	\$9,450.00	\$9,450.00
21	Active Social Communities dba Volo City K	Winter21 Virtual Youth Sports	N/A	Complete	\$10,000.00	\$10,000.00
21	Pigtown Main Street	Business Reopening Project	N/A	Complete	\$10,702.94	\$10,702.94
21	Graham Projects LLC	Pigtown Placemaking Design	N/A	Complete	\$11,760.00	\$11,760.00
21	Waterfront Partnership	Robert Baker Park Maintenance	N/A	Complete	\$15,592.21	\$15,592.21
21	Lorenz, Inc	Middle Branch Clearing '21	N/A	Complete	\$18,500.00	\$18,500.00
21	Graham Projects LLC	Pigtown Placemaking Mngmt	N/A	Complete	\$20,130.00	\$20,130.00
21	Waterfront Partnership	GF Trash Wheel Operating	N/A	Complete	\$23,000.00	\$23,000.00
21	Aspen Building Products, Inc	Mt Clare Museum Gate & Fence	N/A	Complete	\$23,355.00	\$23,355.00
21	Grow Home, Inc.	Summer Youth Sports	N/A	Complete	\$25,242.59	\$25,242.59
21	Rummel, Klepper & Kahl, LLP	Field Light Soil Borings	N/A	Complete	\$26,395.00	\$26,395.00
21	Victor Stanley, Inc.	Carroll Park Trash Cans	N/A	Complete	\$29,713.00	\$29,713.00
21	Pinehurst Landscape Company, Inc.	PTMS 2021 Landscape Maint.	N/A	Complete	\$30,319.85	\$30,319.85
21	Graham Projects LLC	Pigtown Placemaking Installtn	N/A	Complete	\$33,210.00	\$33,210.00
21	Pinehurst Landscaping Co., Inc.	Pigtown Reopening	N/A	Complete	\$33,345.18	\$33,345.18
21	Pinehurst Landscaping Co., Inc.	Federal Hill Reopening	N/A	Complete	\$33,890.96	\$33,890.96
21	Active Social Communities dba Volo City K	Summer Youth Sports	N/A	Complete	\$35,000.00	\$35,000.00
21	Geo-Technology Associates, Inc.	MBFWC Sub-Slab Ventilation	N/A	Complete	\$41,334.48	\$41,334.48
21	Cherry Hill Eagles Foundation	Spring-Fall 2021 Programming	N/A	Complete	\$47,041.44	\$47,041.44
21	Cherry Hill Eagles Foundation	2021 Overhead Support	N/A	Complete	\$47,197.83	\$47,197.83
21	Graham Projects LLC	Pigtown Placemaking Procure	N/A	Complete	\$49,900.00	\$49,900.00
21	Baltimore Urban Baseball Association (BUB)	Facility Rent	N/A	Complete	\$56,000.00	\$56,000.00
21	Federal Hill Main Street	FHMS Reopening	N/A	Complete	\$61,550.11	\$61,550.11
21	Waterfront Partnership	Federal Hill Park Maintenance	N/A	Complete	\$64,354.24	\$64,354.24
21	Geo-Technology Associates, Inc.	Reedbird Park Enviro. Assess.	N/A	Complete	\$109,503.02	\$109,503.02
21	Youth Resiliency Institute	Virtual 4th of July	N/A	Complete	\$147,690.90	\$147,690.90
21	Cal Ripken Sr. Foundation, Inc.	Turf Ballfield at Reedbird	N/A	Complete	\$1,100,266.09	\$1,100,266.09
22	Bartlett Tree Company Expert	Tree removal Fed Hill MS	N/A	Complete	\$0.00	\$0.00
22	Blue Water Baltimore	Trash Clean Ups So. Baltimore	N/A	Canceled	\$0.00	\$0.00
22	South Baltimore Partnership	Annual Heritage Festival	N/A	Complete	\$750.00	\$750.00
22	Lorenz, Inc .	Middle Branch Storm Debris	N/A	Complete	\$850.00	\$850.00
22	Renovation Resources	Baltimore Bolts Workshop Reno	N/A	Complete	\$2,945.00	\$2,945.00
22	ECS Mid Atlantic, LLC	Riverside Gazebo Assessment	N/A	Complete	\$3,000.00	\$3,000.00
22	Baltimore City Rec and Parks Youth Sports	Youth Sports Equipment	N/A	Complete	\$4,588.05	\$4,588.05
22	B&O Railroad Museum, Inc.	Black History Film Festival	N/A	Complete	\$5,000.00	\$5,000.00
22	Southwest Sports and Fitness Alliance	2021 Sowebo Landmark 5k	N/A	Complete	\$5,000.00	\$5,000.00
22	Southwest Sports and Fitness Alliance	Tee Off for Kids Classic	N/A	Complete	\$5,000.00	\$5,000.00
22	My Father's Plan	FHMS Cleaning Bridge Contract	N/A	Complete	\$6,000.00	\$6,000.00
22	God's Best Family, Inc.	Operating Support	N/A	Active	\$8,025.00	\$0.00
22	Youth Resiliency Institute	Street Naming Ceremony	N/A	Complete	\$9,212.13	\$9,212.13
22	Westport Patriots Organization	Tournament Transportation	N/A	Complete	\$10,500.00	\$10,500.00

FY	Third Party Provider	Project Title	Grant Cycle	Project Status	SBGP Funding Amount	SBGP Funding Expended
22	Waterfront Partnership of Baltimore	Robert Baker Landscaping	N/A	Complete	\$14,864.85	\$14,864.85
22	Grow Home, Inc.	Youth Development Program	N/A	Complete	\$15,000.00	\$15,000.00
22	Mount Clare at Carroll Park Commission	Strategic Planning Meetings	N/A	Complete	\$24,338.85	\$24,338.85
22	Pinehurst Landscape Company	Landscape services for FHMS	N/A	Complete	\$26,450.24	\$26,450.24
22	Cal Ripken Sr. Foundation, Inc.	Baseball Prog. Westport BGC	N/A	Complete	\$28,750.00	\$28,750.00
22	Pinehurst Landscape Company	Fed Hill Weed & Watering	N/A	Complete	\$29,410.13	\$29,410.13
22	Baltimore City Rec and Parks Outdoor Recr	Outdoor Recreation Equipment	N/A	Complete	\$32,932.31	\$32,932.31
22	Active Social Communities dba Volo City K	Spring Programs	N/A	Complete	\$37,500.00	\$37,500.00
22	Active Social Communities dba Volo City K	Summer Programs	N/A	Complete	\$37,500.00	\$37,500.00
22	Mount Clare at Carroll Park Commission	Journey to Jubilee	N/A	Complete	\$39,869.11	\$39,869.11
22	My Father's Plan	FHMS Cleaning 6 Mo. Contract	N/A	Complete	\$40,625.00	\$40,625.00
22	Pinehurst Landscape Company	PTMS Landscaping Services	N/A	Complete	\$42,846.05	\$42,846.05
22	Grow Home, Inc.	Youth Sports	N/A	Complete	\$45,000.00	\$45,000.00
22	Pinehurst Landscape Company	Fed Hill Main St Portering	N/A	Complete	\$45,000.00	\$45,000.00
22	Baltimore Urban Baseball Association	Urban Youth Baseball Rent	N/A	Complete	\$46,000.00	\$46,000.00
22	Cal Ripken Sr. Foundation, Inc.	Baseball Prog. CHEF	N/A	Complete	\$46,250.00	\$46,250.00
22	EZ Docks South, Inc.	Kayak Launch	N/A	Complete	\$47,095.00	\$47,095.00
22	Active Social Communities dba Volo City K	Fall Youth Sports	N/A	Complete	\$49,500.00	\$49,500.00
22	Living Classrooms Foundation	Street Cleaning Southwest	N/A	Complete	\$81,073.52	\$81,073.52
22	Waterfront Partnership of Baltimore	Fed Hill Park Landscape	N/A	Complete	\$81,117.00	\$81,117.00
22	Westport Patriots Organization	Youth Programs	N/A	Complete	\$94,602.00	\$94,602.00
22	Youth Resiliency Institute	4th of July	N/A	Complete	\$255,823.09	\$255,823.09
22	Rummel, Klepper, & Kahl, LLP (RK&K)	Florence Cummins Phase I Desig	N/A	Complete	\$258,621.14	\$258,621.14
22	Metro Recreation, Inc.	Playground Renovation	N/A	Canceled	\$0.00	\$0.00
23	Cherry Hill Homes Tenant Council	Senior T-Shirts	N/A	Complete	\$700.00	\$700.00
23	Federal Hill Main Street	Pizza Box Trash Cans	N/A	Complete	\$2,135.00	\$2,135.00
23	Compu-Perfect Professional Services, LLC	Legal Fees, Mt. Clare Comm.	N/A	Complete	\$2,500.00	\$2,500.00
23	Black Vegetarian Society of Maryland	Vegan SoulFest Sponsorship	N/A	Complete	\$3,500.00	\$3,500.00
23	My Father's Plan, Inc.	Ridgely's Delight Cleaning	N/A	Active	\$4,000.00	\$3,000.00
23	G. Krug and Son, Inc.	RiversideGazebo CollarsLeaves	N/A	Complete	\$4,425.00	\$4,425.00
23	Westport Patriots Organization	Youth Banquet Trophies	N/A	Complete	\$4,909.39	\$4,909.39
23	Baltimore Community ToolBank	Tool Bank Clean and Green	N/A	Complete	\$5,000.00	\$5,000.00
23	CLLCTIVLY	We Give Black Sponsorship	N/A	Complete	\$5,000.00	\$5,000.00
23	Neighborhood Design Center	Middle Branch Trash Dash	N/A	Complete	\$5,000.00	\$5,000.00
23	Sharp-Leadenhall Clean/Green	South Baltimore Partnership	N/A	Complete	\$5,000.00	\$5,000.00
23	Southwest Sports and Fitness Alliance	SOWEBO Landmark 5K	N/A	Active	\$5,000.00	\$0.00
23	Donovan Landcare	Barre Circle Lawn Care	N/A	Complete	\$7,650.00	\$7,650.00
23	Donovan Landcare	Barre Circle Landscaping	N/A	Complete	\$8,750.00	\$8,750.00
23	Pigtown Main Street	Ostend and Washington Mural	N/A	Complete	\$8,922.50	\$8,922.50
23	Westport Patriots	< 5 Tournament Charter Bus	N/A	Complete	\$14,580.00	\$14,580.00
23	Grow Home, Inc.	Youth Leadership Programs	N/A	Complete	\$15,000.00	\$15,000.00
23	JB Contracting, Inc.	Riverside Park Gazebo Refurb	N/A	Complete	\$15,550.00	\$15,550.00
23	My Father's Plan	Ridgely's Delight Cleaning	N/A	Complete	\$16,000.00	\$16,000.00
23	Leveling The Playing Field, Inc	Sports Kit Program Expansion	N/A	Complete	\$20,000.00	\$20,000.00
23	KellyMaven Media	Emancipation Day Marketing	N/A	Complete	\$23,000.00	\$23,000.00
23	Waterfront Partnership of Baltimore, Inc.	Trash Wheel Operations	N/A	Complete	\$23,000.00	\$23,000.00
23	Grow Home, Inc.	Summer 7 on 7 Soccer League	N/A	Complete	\$24,980.00	\$24,980.00
23	Pigtown Climbs	Program Van	N/A	Complete	\$25,000.00	\$25,000.00
23	Pigtown Climbs, Inc.	Site Preparation	N/A	Complete	\$25,000.00	\$25,000.00
23	Elev8 Baltimore Inc	Experience Corps Program	N/A	Complete	\$25,411.00	\$25,411.00
23	Mount Clare at Carroll Park Commission	Emancipation Day Wrap-up	N/A	Complete	\$25,647.15	\$25,647.15
23	Cal Ripken Sr. Foundation	BCRP - Badges for Baseball	N/A	Complete	\$26,000.00	\$26,000.00
23	JB Contracting, Inc.	Rowing Club Deck Repair	N/A	Complete	\$26,400.00	\$26,400.00
23	Pigtown Main Street Inc.	Cleaning Pigtown Main Street	N/A	Complete	\$26,700.00	\$26,700.00
23	Cal Ripken Sr. Foundation Inc.	Carroll Park Field Site Work	N/A	Complete	\$26,797.00	\$26,797.00
23	JMT Global, Inc. dba Fastsigns 131001	Pigtown Main Street Signage	N/A	Complete	\$27,488.28	\$27,488.28
23	Kahil El' Zabar, LLC	Consultant for MCCPC	N/A	Complete	\$30,000.00	\$30,000.00
23	Spirit Groove Project/Lucy Slivinski	Emancipation Day Talent Mgmt.	N/A	Complete	\$30,000.00	\$30,000.00

FY	Third Party Provider	Project Title	Grant Cycle	Project Status	SBGP Funding Amount	SBGP Funding Expended
23	Cal Ripken Sr. Foundation	BGC - Badges for Baseball	N/A	Complete	\$31,000.00	\$31,000.00
23	EnviroCollab, LLC	Conway Street Park Design	N/A	Complete	\$32,660.00	\$32,660.00
23	Waterfront Partnership of Baltimore	Parks Landscaping	N/A	Complete	\$32,857.39	\$32,857.39
23	Pinehurst Landscape Company, Inc.	PTMS '23 Lands. Maintenance	N/A	Complete	\$35,247.10	\$35,247.10
23	Katea Stitt	Mt. Clare Commission Consult.	N/A	Complete	\$40,000.00	\$40,000.00
23	Able Contractors, Inc.	Gazebo Roof Repair	N/A	Complete	\$41,000.00	\$41,000.00
23	Pinehurst Landscape Company, Inc.	FHMS Landscaping Services	N/A	Complete	\$41,654.96	\$41,654.96
23	Mount Clare at Carroll Park Commission	Emancipation Day Vendors	N/A	Active	\$41,978.18	\$40,278.18
23	Cal Ripken Sr. Foundation	CHEF - Badges for Baseball	N/A	Complete	\$43,000.00	\$43,000.00
23	Active Social Communities dba Volo Kids F	Youth Sports Programs	N/A	Complete	\$43,000.00	\$43,000.00
23	Pigtown Climbs	Long Term Space Lease	N/A	Complete	\$44,000.00	\$44,000.00
23	Living Classrooms Foundation, Inc.	Waste Management Truck	N/A	Complete	\$44,947.82	\$44,947.82
23	Active Social Communities dba Volo City K	Fall 2022 Sports Programs	N/A	Complete	\$48,000.00	\$48,000.00
23	Cherry Hill Eagles Foundation, Inc.	Operating Expenses	N/A	Complete	\$48,500.00	\$48,500.00
23	Grow Home, Inc.	Youth Sports Programs	N/A	Complete	\$49,144.86	\$49,144.86
23	Cherry Hill Eagles Foundation, Inc.	Program Personnel Expenses	N/A	Complete	\$49,625.00	\$49,625.00
23	My G.I.R.L.S., Inc.	Reign Supreme	N/A	Complete	\$49,800.00	\$49,800.00
23	City of Baltimore	800 Block Battery Ave Lights	N/A	Complete	\$67,540.00	\$67,540.00
23	Baltimore Urban Baseball Association	Program Rent and Stipends	N/A	Complete	\$75,000.00	\$75,000.00
23	My Father's Plan	Federal Hill Cleaning	N/A	Complete	\$99,000.00	\$99,000.00
23	Parks and People Foundation, Inc.	Solo Gibbs Playground	N/A	Complete	\$99,900.00	\$99,900.00
23	Waterfront Partnership of Baltimore	Fed Hill & RB Park Landscape	N/A	Complete	\$183,292.81	\$183,292.81
23	Waste Management	My Fathers Plan	N/A	Complete	\$259,466.00	\$259,466.00
23	Youth Resiliency Institute	4th of July	N/A	Complete	\$282,110.00	\$282,110.00
23	Living Classrooms	Street Cleaning Southwest	N/A	Complete	\$383,451.97	\$383,451.97
23	MCN Build, Inc.	Carroll Park Rec Center Reno	N/A	Complete	\$3,846,082.00	\$3,846,082.00
24	Rummel, Klepper, and Kahl, LLP	Florence Cummins Design Ph. 2	N/A	Cancelled	\$0.00	\$0.00
24	Federal Hill Main Street	Roadblock Project	N/A	Cancelled	\$0.00	\$0.00
24	Pigtown Main Street	Horseshoe Pit Mural Update	N/A	Active	\$1,500.00	\$1,000.00
24	God's Best Family	Youth Yoga Program	N/A	Complete	\$1,800.00	\$1,800.00
24	Baltimore Tree Trust, Inc.	Barre Circle Tree Tending	N/A	Complete	\$1,870.00	\$1,870.00
24	Pinehurst Landscape Company	FHMS Planter Mitigation	N/A	Complete	\$1,885.55	\$1,885.55
24	Historic Sharp Leadenhall	Heritage Festival	N/A	Complete	\$2,856.00	\$2,856.00
24	My Fathers Plan	New tires for 3 vehicles	N/A	Complete	\$3,363.95	\$3,363.95
24	The Riverside Neighborhood Association	Riverside Bikes for Cops	N/A	Complete	\$3,745.94	\$3,745.94
24	Maryland Materials Playground Maintenance	GWES Shade Structure	N/A	Complete	\$4,000.00	\$4,000.00
24	Baltimore Bolts Inc.	Baltimore Bolts Tournament	N/A	Complete	\$5,000.00	\$5,000.00
24	Janney Painting, Inc	Key Hwy Fort Ave Bridge Walls	N/A	Complete	\$5,000.00	\$5,000.00
24	Southwest Sports and Fitness Alliance	Sowebo Landmark 5k	N/A	Complete	\$5,000.00	\$5,000.00
24	Baltimore City Rec and Parks Youth Sports	Youth Sports Equipment	N/A	Complete	\$6,084.60	\$6,084.60
24	Southwest Community Council, Inc. dba Cit	CP Gateway Construction Docs	N/A	Complete	\$6,500.00	\$6,500.00
24	Pinehurst Landscape Company	FHMS Tree Planting	N/A	Complete	\$8,250.00	\$8,250.00
24	Donovan Landcare	BarCir Mowing Leaf Pick Up	N/A	Complete	\$10,000.00	\$10,000.00
24	Southwest Sports and Fitness Alliance, In	Golf and 5k events	N/A	Complete	\$10,000.00	\$10,000.00
24	SCRAP B-More	Creative Reuse Craft Events	N/A	Complete	\$10,788.00	\$10,788.00
24	Pinehurst Landscape Company	PTMS Planters	N/A	Complete	\$11,062.19	\$11,062.19
24	My Fathers Plan	Ridgely's Delight cleaning	N/A	Complete	\$12,000.00	\$12,000.00
24	JRS Architects, Inc.	Carroll Park Courtyard	N/A	Complete	\$12,250.00	\$12,250.00
24	JB Contracting, Inc.	Paint Cherry Hill Park Pool	N/A	Complete	\$14,500.00	\$14,500.00
24	Baltimore Community ToolBank	BCTB Environmental Services	N/A	Complete	\$14,740.00	\$14,740.00
24	Westport Patriots Organization	Tournament Charter Bus	N/A	Complete	\$15,300.00	\$15,300.00
24	Housing Authority of Baltimore City	Cherry Hill Homes Goalphers	N/A	Complete	\$19,500.00	\$19,500.00
24	Baltimore City Rec and Parks	Spec Events & Charm City Expo	N/A	Complete	\$20,000.00	\$20,000.00
24	Federal Hill Main Street	Website and Branding	N/A	Complete	\$20,000.00	\$20,000.00
24	Westport Community Economic Development A	Annapolis Rd. Traffic Calming	N/A	Complete	\$20,000.00	\$20,000.00
24	Westport Patriots Organization	Football Equipment	N/A	Complete	\$20,850.00	\$20,850.00
24	Grow Home, Inc.	FOCP Music Series Summer 2023	N/A	Complete	\$23,300.00	\$23,300.00
24	Historic Sharp Leadenhall	Historic Neighborhood Banners	N/A	Complete	\$24,475.00	\$24,475.00

FY	Third Party Provider	Project Title	Grant Cycle	Project Status	SBGP Funding Amount	SBGP Funding Expended
24	Leveling the Playing Field	Youth Sports Kits & Ops Supp	N/A	Complete	\$25,000.00	\$25,000.00
24	Youth Resiliency Institute	Pre-Juneteenth Celebration	N/A	Complete	\$25,000.00	\$25,000.00
24	Cal Ripken Sr. Foundation, Inc.	BCRP Program in Cherry Hill	N/A	Complete	\$26,000.00	\$26,000.00
24	Grow Home Inc	Summer Soccer Sports Program	N/A	Complete	\$26,140.00	\$26,140.00
24	Grow Home, Inc.	Youth Leadership	N/A	Complete	\$27,500.00	\$27,500.00
24	Pigtown Main Street	SWILL Program, Cleaning	N/A	Complete	\$29,100.00	\$29,100.00
24	Cal Ripken Sr. Foundation, Inc.	Program w/Boys and Girls Club	N/A	Complete	\$31,000.00	\$31,000.00
24	ECS Mid-Atlantic, LLC	CP Rec Ctr Testing+Inspection	N/A	Complete	\$32,453.75	\$32,453.75
24	Pinehurst Landscape Company	FHMS Landscape Maintenance	N/A	Complete	\$37,335.50	\$37,335.50
24	Southwest Partnership, Inc.	Carey St Bridge BGE Meter	N/A	Complete	\$38,775.00	\$38,775.00
24	Pinehurst Landscape Company	PTMS Landscape Maintenance	N/A	Complete	\$40,241.10	\$40,241.10
24	Lakeland Community Association Partnershi	Neighborhood Programs	N/A	Complete	\$42,669.20	\$42,669.20
24	Cal Ripken Sr. Foundation, Inc.	Program w/CHEF	N/A	Complete	\$43,000.00	\$43,000.00
24	EnviroCollab	Conway St. Park Ph. II Design	N/A	Complete	\$44,020.00	\$44,020.00
24	Federal Hill Main Street	Operating Support	N/A	Complete	\$45,000.00	\$45,000.00
24	Active Social Communities dba Volo City K	Youth Sports Programs	N/A	Complete	\$46,000.00	\$46,000.00
24	Waterfront Partnership of Baltimore, Inc.	Trash Wheel Operations	N/A	Complete	\$46,000.00	\$46,000.00
24	Grow Home, Inc.	Sports Program	N/A	Complete	\$48,800.00	\$48,800.00
24	Cherry Hill Eagles Foundation, Inc.	Program Personnel Expenses	N/A	Complete	\$49,500.00	\$49,500.00
24	My G.I.R.L.S., Inc.	Operating Support	N/A	Complete	\$49,500.00	\$49,500.00
24	Cherry Hill Eagles Foundation, Inc.	Operating Expenses	N/A	Active	\$49,500.00	\$40,832.45
24	Westport Patriots Organization	Youth Sports Programs	N/A	Complete	\$68,100.00	\$68,100.00
24	My Fathers Plan	FedHill, RBaker Park Cleaning	N/A	Complete	\$77,664.97	\$77,664.97
24	Baltimore Urban Baseball Association	Rent and Coaching Stipends	N/A	Complete	\$88,500.00	\$88,500.00
24	Active Social Communities dba Volo City K	Kids Youth Sports Program	N/A	Complete	\$150,000.00	\$150,000.00
24	My Fathers Plan	Waste Management	N/A	Complete	\$263,315.92	\$263,315.92
24	Youth Resiliency Institute	4th of July Festival	N/A	Complete	\$285,573.39	\$285,573.39
25	Cherry Hill Tenants Council	Seniors Having Fun	N/A	Complete	\$3,764.22	\$3,764.22
25	O'Hara Development Partners CDC Inc	Empowerment Summit	N/A	Complete	\$5,000.00	\$5,000.00
25	Youth Resiliency Institute, Inc.	160th MD Emancipation Celeb	N/A	Active	\$5,000.00	\$0.00
25	Switching Lanes Adult & Youth Institute,	Crab Feast for Seniors	N/A	Complete	\$9,980.00	\$9,980.00
25	Grimm Land Corp dba Donovan Landcare	BarCir mowing & leaf pick up	N/A	Complete	\$10,775.00	\$10,775.00
25	Friends of Carroll Park	Carroll Park Music Series	N/A	Complete	\$12,296.76	\$12,296.76
25	SoBo Volleyball, Inc.	SoboStorm Girls Wint. Volleyb	N/A	Complete	\$14,723.00	\$14,723.00
25	Federal Hill Main Street, Inc.	Operations support	N/A	Complete	\$15,000.00	\$15,000.00
25	BCRP	Youth Football Equipment	N/A	Complete	\$15,410.00	\$15,410.00
25	Lakeland Community Association Partnershi	Summer Youth Workers	N/A	Complete	\$18,325.00	\$18,325.00
25	Riverside Neighborhood Association	Field goals and equipment	N/A	Complete	\$24,626.56	\$24,626.56
25	Elev8 Baltimore, Inc.	AmeriCorps Support	N/A	Complete	\$25,000.00	\$25,000.00
25	Leveling the Playing Field	Sports Equipment Distribution	N/A	Complete	\$25,000.00	\$25,000.00
25	Westport Patriots/Youth Development Corp.	Florida Football Trip	N/A	Complete	\$25,000.00	\$25,000.00
25	Cal Ripken Sr. Foundation	Badges for Baseball BCRP	N/A	Complete	\$26,000.00	\$26,000.00
25	Cal Ripken Sr. Foundation	Badges for Baseball BGC	N/A	Complete	\$31,000.00	\$31,000.00
25	EnviroCollab LLC	Conway St Park RFP Services	N/A	Active	\$32,260.00	\$25,880.00
25	Baltimore City Recreation and Parks	Special Events	N/A	Complete	\$32,501.00	\$32,501.00
25	Pigtown Main Street	SWILL PTMS Clean and Vibrant	N/A	Active	\$33,240.00	\$0.00
25	Grow Home	Sports Program Costs	N/A	Complete	\$33,800.00	\$33,800.00
25	Lakeland Community Association Partnershi	LCAP Summer Events	N/A	Active	\$37,962.09	\$25,517.07
25	Grow Home	Soccer Program Costs	N/A	Active	\$39,580.00	\$26,400.00
25	Grow Home	Staff for Youth Leadership	N/A	Complete	\$42,500.00	\$42,500.00
25	Cal Ripken Sr. Foundation	Badges for Baseball CHEF	N/A	Complete	\$43,000.00	\$43,000.00
25	Youth Resiliency Institute	2025 PreJuneteenth Engagement	N/A	Complete	\$46,648.00	\$46,648.00
25	Pinehurst Landscape Company, Inc.	FHMS Landscape + Maintenance	N/A	Active	\$49,199.96	\$47,626.63
25	Pinehurst Landscape Company, Inc.	PTMS Landscape + Maintenance	N/A	Active	\$49,396.83	\$47,549.55
25	Federal Hill Main Street, Inc.	Staffing for ED and Proj Man	N/A	Complete	\$49,492.00	\$49,492.00
25	God's Best Family	GBF Community Programs	N/A	Complete	\$49,499.00	\$49,499.00
25	Cherry Hill Eagles Foundation	Staffing	N/A	Complete	\$49,500.00	\$49,500.00
25	Cherry Hill Eagles Foundation	Program and Operations Costs	N/A	Complete	\$49,500.00	\$49,500.00

FY	Third Party Provider	Project Title	Grant Cycle	Project Status	SBGP Funding Amount	SBGP Funding Expended
25	My G.I.R.L.S., Inc	Girls Dance and Tumbling	N/A	Complete	\$49,500.00	\$49,500.00
25	Baltimore City Recreation and Parks	Fete Champetre	N/A	Complete	\$49,999.00	\$49,999.00
25	Baltimore Urban Baseball Association	Facility Rent	N/A	Complete	\$88,500.00	\$88,500.00
25	Waterfront Partnership of Baltimore, Inc.	Park Landscaping & Ambassador	N/A	Complete	\$136,832.52	\$136,832.52
25	Active Social Communities dba Volo City K	Youth Sports Programs	N/A	Complete	\$175,000.00	\$175,000.00
25	Youth Resiliency Institute	4th of July Festival	N/A	Complete	\$281,662.38	\$281,662.38
25	Pigtown Main Street	Pigtown Library+Library Flats	N/A	Cancelled	\$300,000.00	\$300,000.00
25	Bon Secours Baltimore Community Works, In	Waste Management	N/A	Active	\$350,000.00	\$269,280.54
25	My Fathers Plan	Waste Management	N/A	Complete	\$372,310.00	\$372,310.00
26	My Fathers Plan	Replacement Tires	N/A	Active	\$800.00	\$0.00
26	Pinehurst Landscape	Paint + Landscaping at CCBES	N/A	Complete	\$3,500.00	\$3,500.00
26	Youth Resiliency Institute, Inc	Ice-Skating Rink Deposit	N/A	Complete	\$5,500.00	\$5,500.00
26	Southwest Sports and Fitness Alliance	2025 Sowebo Landmark 5k	N/A	Active	\$6,000.00	\$0.00
26	Healthy Neighborhoods, Inc.	Lakeland Soccer Goals	N/A	Active	\$15,500.00	\$0.00
26	Sobo Volleyball Inc	Youth Girls Volleyball	N/A	Active	\$16,914.50	\$16,869.52
26	CityScope	Design for Digital Harbor HS	N/A	Active	\$17,171.00	\$17,122.32
26	Waterfront Partnership of Baltimore	Trashwheel Operations	N/A	Complete	\$23,000.00	\$23,000.00
26	Westport Patriots	Winter Florida Football Trip	N/A	Complete	\$23,655.00	\$23,655.00
26	Strategic Factory	Fabricate + Install Signage	N/A	Active	\$24,651.30	\$11,800.43
26	Grow Home Inc	Sports & Leadership Program	N/A	Active	\$25,433.33	\$0.00
26	Baltimore Urban Baseball Association	Rent stipend for BUBA	N/A	Active	\$29,366.67	\$14,683.33
26	Waterfront Partnership of Baltimore Inc	Park Landscaping Services	N/A	Active	\$30,596.61	\$15,298.26
26	BrightView Landscapes LLC	FHMS Landscaping Services	N/A	Active	\$37,431.37	\$0.00
26	BrightView Landscapes LLC	PMS Landscaping Services	N/A	Active	\$39,526.62	\$0.00
26	Barre Circle Community Association Inc.	BarCir Brick Replacement	N/A	Complete	\$42,870.00	\$42,870.00
26	Cherry Hill Eagles Foundation, Inc.	Staffing	N/A	Active	\$49,500.00	\$24,750.00
26	Cherry Hill Eagles Foundation, Inc.	Operating + Event Expenses	N/A	Active	\$49,800.00	\$24,900.00
26	Cherry Hill Eagles Foundation, Inc.	Prof services & vehicle costs	N/A	Active	\$49,800.00	\$24,900.00
26	Youth Resiliency Institute, Inc	3rd MB Park Winter Activation	N/A	Complete	\$49,999.00	\$49,999.00
26	PMI LLC	New Pavilion in Mount Winans	N/A	Active	\$190,175.00	\$60,000.00
26	Youth Resiliency Institute	Annual 4 of July Celebration	N/A	Active	\$276,472.38	\$111,735.40
26	My Father's Plan	Waste Management Services	N/A	Active	\$326,262.36	\$27,188.53
26	RK&K	Design -Florence Cummins Park	N/A	Active	\$397,499.38	\$0.00
26	Pinehurst Lanscape Company, Inc.	Conway Street Park Renovation	N/A	Active	\$534,199.61	\$374,898.64
Transformational Projects						
18	Parks and People Foundation	Middle Branch Waterfront Plan	N/A	Complete	\$150,000.00	\$150,000.00
18	BCRP	Middle Branch Fitness and Wel	N/A	Complete	\$1,000,000.00	\$1,000,000.00
19	Cherry Hill Development Corporation	Cherry Hill FY19 CDC Operatin	N/A	Complete	\$300,000.00	\$300,000.00
20	SBGP	South Baltimore GO! Pilot	N/A	Cancelled	\$0.00	\$0.00
20	SBGP	Grocery Access Pilot	N/A	Complete	\$11,278.74	\$11,278.74
20	James Corner Field Operations	Mid. Br. Wtrfrnt Design, Imp.	N/A	Complete	\$20,000.00	\$20,000.00
20	SBGP	Mid. Br. Wtrfrnt Design, Imp.	N/A	Complete	\$132,467.70	\$132,467.70
20	Westport CEDC	Harbor West CDC Op. Fund	N/A	Complete	\$218,767.02	\$218,767.02
20	Southwest Partnership, Inc.	Pigtown FY20 CDC Operating Fun	N/A	Complete	\$299,985.66	\$299,985.66
20	Mahan Rykiel Associates, Inc.	Reimagine MB (DNR & SBGP)	N/A	Complete	\$344,824.58	\$344,824.58
20	BCRP	Middle Branch Fitness and Well	N/A	Complete	\$1,200,000.00	\$1,200,000.00
21	James Corner Field Operations	Task 2 Bridge Contract	N/A	Complete	\$1,073.00	\$1,073.00
21	Parks and People Foundation	Mid Br Master Plan Consulting	N/A	Complete	\$2,348.68	\$2,348.68
21	Westport Community Economic Development C	City-Food Access	N/A	Complete	\$3,000.00	\$3,000.00
21	Black Yield Institute	BYI Operations Support	N/A	Complete	\$18,721.26	\$18,721.26
21	SBGP	Reimagine MB Fellowship	N/A	Complete	\$36,000.00	\$36,000.00
21	James Corner Field Operations	Mid Br Master Plan Tasks 2-4	N/A	Complete	\$1,432,663.53	\$1,432,663.53
22	SBGP	Reimagine MB Plan & Projects	N/A	Active	\$0.00	\$0.00
22	Environmental Justice Journalism Initiati	Community Aquaculture Program	N/A	Complete	\$39,990.01	\$39,990.01
22	Universtiy of Maryland Center for Environ	MB Water Quality Sonde	N/A	Complete	\$67,163.00	\$67,163.00
22	James Corner Field Operations, LLC	MB Footbridge Feas. Study	N/A	Complete	\$367,010.00	\$367,010.00
22	James Corner Field Operations, LLC	Westport Waterfront Design	N/A	Complete	\$722,453.80	\$722,453.80
22	GreenTrust Alliance, Inc.	MB Resiliency Site 5A	N/A	Active	\$5,100,000.00	\$1,759,615.72

FY	Third Party Provider	Project Title	Grant Cycle	Project Status	SBGP Funding Amount	SBGP Funding Expended
23	Parks & People, Inc.	BI Sox Park Feasib'lty Anlsys	N/A	Complete	\$15,000.00	\$15,000.00
23	Robertson Design LLC, dba Cap Ex Advisory	CDF Criteria/Comms Developmnt	N/A	Active	\$33,712.50	\$27,262.50
23	James Corner Field Operations, LLC	JFCO Task 4 Add'l Services	N/A	Complete	\$75,000.00	\$75,000.00
23	Parks & People, Inc	BI Sox Park Implement: Ph 1	N/A	Complete	\$185,122.60	\$185,122.60
23	GreenVest, LLC	MHH Wetlands Restoration 1	N/A	Complete	\$650,000.00	\$650,000.00
23	SBGP	Community Development Fund	N/A	Active	\$2,391,581.77	\$0.00
23	GreenVest, LLC	Phase 1 Engineering & Design	N/A	Active	\$5,079,006.52	\$0.00
23	GreenVest, LLC	MHH Wetlands Restoration 2	N/A	Active	\$6,468,000.00	\$1,637,140.00
24	Harbor Boating, Inc. d/b/a Baltimore Wate	Boat Around the Middle Branch	N/A	Complete	\$12,350.00	\$12,350.00
24	GreenTrust Alliance, Inc.	MB Marine Debris – Phase I	N/A	Complete	\$31,550.00	\$31,550.00
24	Youth Resiliency Institute	MB Park Winter Activation	N/A	Complete	\$49,900.00	\$49,900.00
24	James Corner Field Operations, LLC	MB Trail Shore Enhancements	N/A	Complete	\$49,950.00	\$49,950.00
24	Environmental Justice Journalism Initiati	EJJI Programming	N/A	Complete	\$86,600.00	\$86,600.00
24	Site-Insight, LLC	Community Dev Fund Consultant	N/A	Active	\$98,375.00	\$14,113.75
24	Environmental Justice Journalism Initiati	Reel Rewards Fish Bounty Prog	N/A	Complete	\$100,000.00	\$100,000.00
24	University of Maryland, Baltimore County	Pat Delta Fish Sampling Prog	N/A	Active	\$100,000.00	\$0.00
24	Collado Holding Group, LLC	Grocery Store Equipment	N/A	Complete	\$200,000.00	\$200,000.00
24	Cherry Hill Eagles Foundation, Incorporat	Cherry Hill Eagles Youth Cntr	N/A	Complete	\$225,000.00	\$225,000.00
24	Pigtown Main Street	Pigtown Library+Library Flats	N/A	Cancelled	\$500,000.00	\$500,000.00
24	B&O Railroad Museum, Inc.	200th Anniversary Campus	N/A	Active	\$2,000,000.00	\$0.00
24	SBGP	RMB Implementation	N/A	Active	\$2,209,107.71	\$0.00
24	GreenVest, LLC	Patapsco Delta East Design	N/A	Active	\$4,987,427.00	\$174,658.76
25	Port Covington Community Benefits Distric	BP Retail Build Out	N/A	Cancelled	\$0.00	\$0.00
25	GreenVest, LLC	MHH Wetlands Construction	N/A	Canceled	\$0.00	\$0.00
25	GreenVest, LLC	BGE Resiliency Construction	N/A	Canceled	\$0.00	\$0.00
25	Avins Consulting LLC	RMB Realignment – Phase 1	N/A	Complete	\$4,549.99	\$4,549.99
25	HARBOR BOATING, INCORPORATED D/B/A BALTIM	Boat Around the MB Program	N/A	Complete	\$10,100.00	\$10,100.00
25	Bluebird Enterprises LLC	CWRA Nursery Startup	N/A	Complete	\$44,244.46	\$44,244.46
25	Youth Resiliency Institute	2nd MB Park Winter Activation	N/A	Complete	\$49,999.00	\$49,999.00
25	Healthy Neighborhoods Inc.	1013 Veronica Ave	N/A	Active	\$55,000.00	\$0.00
25	Parks & People, Inc.	BI Sox Park Implement Phase 3	N/A	Active	\$184,238.40	\$96,018.05
25	SBGP	Reimagining Mt. Clare Mansion	N/A	Active	\$200,000.00	\$0.00
25	Mount Winans Community Development Corpor	Mount Winans Meadows	N/A	Active	\$216,810.00	\$176,475.00
25	SBGP	Westport WF/Black Sox Park	N/A	Active	\$328,114.22	\$0.00
25	GreenVest, LLC	MBRI Smith Cove 65% Design	N/A	Complete	\$459,058.00	\$459,058.00
25	James Corner Field Operations LLC	Westport Waterfront Design 2	N/A	Complete	\$500,000.00	\$500,000.00
25	The NPH Foundation	Westport Parcel A	N/A	Active	\$500,000.00	\$0.00
25	James Corner Field Operations LLC	Cherry Hill Shoreline Restore	N/A	Active	\$500,000.00	\$0.00
25	SBGP	MedStar Hospital Shoreline	N/A	Active	\$1,000,000.00	\$0.00
25	GreenVest, LLC	MBRI Smith Cove 65% Design	N/A	Active	\$1,232,846.00	\$0.00
25	Green Trust Alliance	Site 5a Wetlands- NFWF	N/A	Active	\$1,500,000.00	\$225,000.55
25	James Corner Field Operations LLC	Westport Waterfront Design 2	N/A	Active	\$2,140,502.00	\$1,528,810.13
25	GreenVest, LLC	Patap. Delta E Construction	N/A	Active	\$3,784,769.00	\$0.00
26	SBGP	Green Careers	N/A	Active	\$1,100.00	\$0.00
26	Harbor Boating, Inc.	Public Boat Tours	N/A	Active	\$3,540.00	\$2,111.11
26	Parks and People	Black Sox Memorial Events	N/A	Active	\$31,383.78	\$12,000.00
26	Bluebird Enterprises	Green Jobs Program Oversight	N/A	Active	\$43,525.00	\$13,318.00
26	The Nature Conservancy	Witness Trees Program	N/A	Active	\$50,000.00	\$0.00
26	Environmental Justice Journalism Initiati	Reel Rewards Program	N/A	Complete	\$94,680.00	\$94,680.00
26	Environmental Justice Journalism Initiati	EJJI Middle Branch Marina	N/A	Active	\$145,440.00	\$96,000.00
26	Sandra Vicchio and Associates LLC	Mt. Clare Strategic Plan	N/A	Active	\$199,596.00	\$0.00
26	Grow Home, Inc.	Green Jobs Career Pathway	N/A	Active	\$305,375.00	\$152,687.50
26	Field Operations, LLC	CH South Shoreline Rec Space	N/A	Active	\$429,094.34	\$0.00
26	GreenVest, LLC	MedStar HH Wetlands	N/A	Complete	\$500,000.00	\$500,000.00
26	GreenVest, LLC	PDW Stormwater Management	N/A	Active	\$500,000.00	\$0.00
26	GreenVest, LLC	PDW Stormwater Management	N/A	Active	\$880,000.00	\$0.00
26	GreenVest, LLC	Smith Cove Proj Final Design	N/A	Active	\$990,767.00	\$0.00
26	GreenVest, LLC	MHH Wetlands	N/A	Active	\$10,497,600.00	\$2,313,211.00