

SOUTH BALTIMORE
GATEWAY PARTNERSHIP



South Baltimore Gateway Community
Impact District Management Authority d/b/a
South Baltimore Gateway Partnership

Quarterly Report

Second Quarter of Fiscal Year 2025, October – December 2024

Brad Rogers, Executive Director
www.sbgpartnership.org
1-30-2025

Legal Note

By law, the South Baltimore Gateway Partnership is not an agency of the City of Baltimore or the State of Maryland. Similarly, by law, South Baltimore Gateway Partnership employees and officers are neither officers nor agents of the City or State.

The South Baltimore Gateway Partnership voluntarily reports on its activities so that members of the general public, including elected and public officials, community leaders and other partners, can learn about its work. While the South Baltimore Gateway Partnership complies in full with all statutory obligations, neither this report nor others like it were prepared in response to any statutory reporting requirement. Nor were these reports created for the purpose of requesting review or approval from any public body, agency, department, board, officer, or official. Any distribution of these reports to any public body, agency, department, board, officer, or official via an established formal submission protocol is done merely for convenience and not as an express or implied request for approval or review.

Table of Contents

I.	Executive Summary	1
II.	Background and Governance	4
A.	Background	4
B.	Governance	4
III.	Program Activity	5
IV.	Administrative Activity	5
A.	Human Resources and Administration	5
B.	Finance	6
C.	Compliance and Evaluation	8
V.	Exhibits	11
A.	Update on the FY25 Financial Plan	12
B.	Impact Investments Report	16
C.	Program Activity Map	17
D.	Summary of Projects	18

I. Executive Summary

The South Baltimore Gateway Partnership (“SBGP”) prepares these quarterly reports to maintain high standards for accountability and transparency.

Starting this quarter, the format of these Quarterly Reports will be different than it has been in the past. When SBGP first began preparing these reports, it had no website, no social media presence, no email distribution list, and no staff dedicated to keeping the public up to date on its activities. At that time, these reports were one of the best ways for the public to hear about the work SBGP was doing on their behalf.

SBGP now has a very well-developed communications department, generating huge amounts of engagement on a daily basis. This includes public meetings, press events, news articles, social media posts, email blasts, website updates, presentations at community association meetings, tabling at events, and responses to direct inquiries from the community. As a result, the public now learns about SBGP programs long before this Quarterly Report comes out, and the project-related information contained in it becomes duplicative.

That said, it is still important for SBGP to regularly provide a comprehensive view of its financial and operational situation. Just because there are other ways to find out about neighborhood programs does not mean that people should not also be informed about SBGP’s budget, spending patterns, annual financial audits, and other financial and operational matters.

As a result, these Quarterly Reports will no longer share program updates but instead will focus on providing accurate and useful information about the organization’s finances and broader spending patterns. This will include most of the tables and diagrams that we have long used to describe the overall program activities at SBGP, such as the Program Activity Map (which shows how funding is being equitably allocated across the three sectors of the South Baltimore Gateway District) and the List of Projects (which provides a running tally of every project ever funded by SBGP).

SBGP expects that this will make these Quarterly Reports shorter, less cumbersome, and easier to read. If anyone has any questions that are not addressed in these reports, and cannot find the information easily through another channel, they are welcome to [contact the SBGP staff](#), who will be glad to help.

During the last quarter, SBGP continued to plan for its future, including completing hiring for three new staff positions, a Communications and Outreach Manager, a Community Grants Manager, and a Restoration Manager to help manage and communicate about SBGP’s growing portfolio of work and MBRI grants and projects. The new employees will start in the upcoming quarter. In addition, following the application and public comment periods and the review process

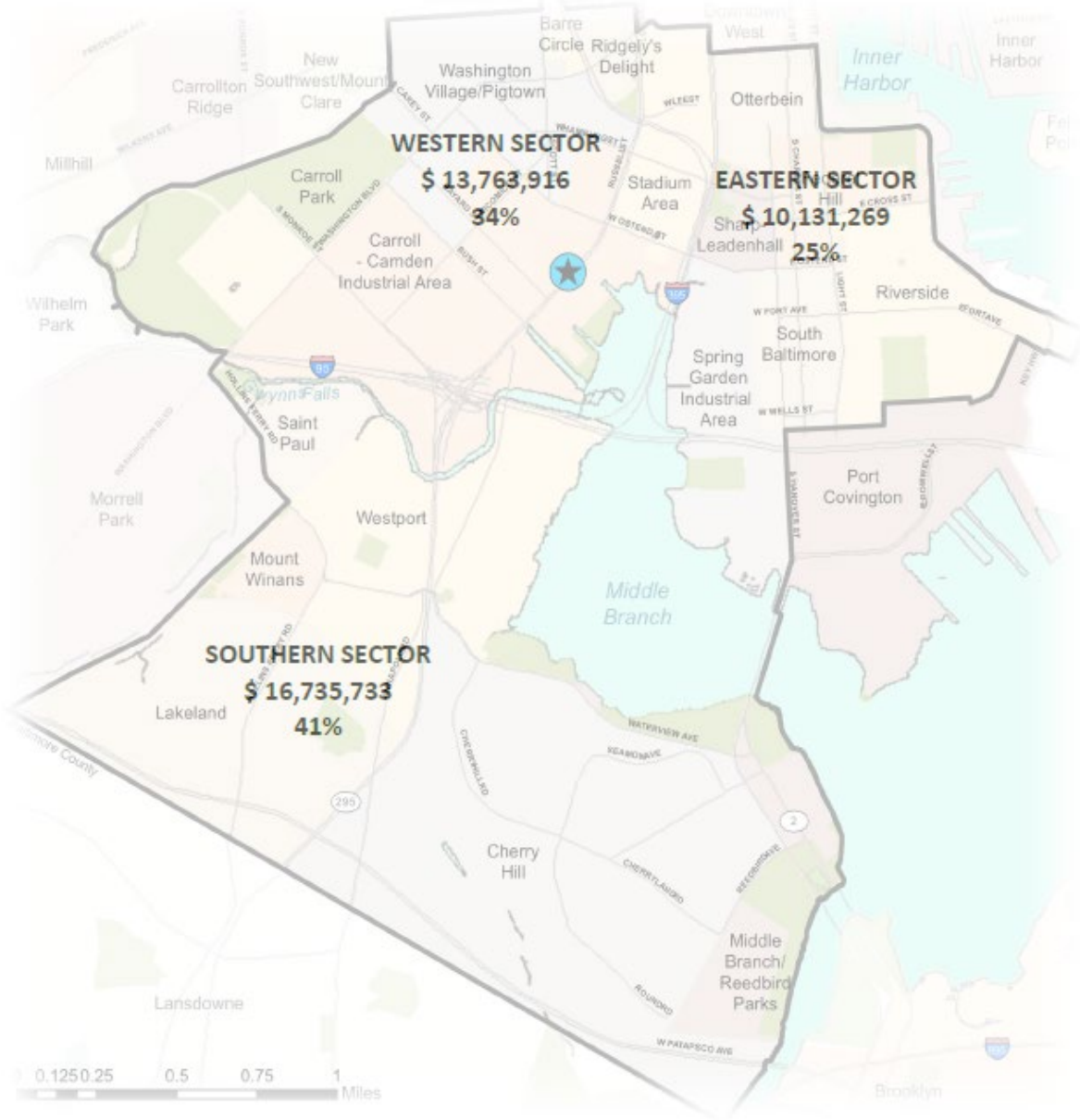
previously reported, the SBGP Board approved the appointment of one new Board member effective January 1, 2025.

In addition, SBGP completed the review and interview process for and selected a website developer to provide services for a comprehensive website redevelopment project to replace its current site with a new website with accessibility integration. The project will kick off in the upcoming quarter. SBGP is also exploring developing a comprehensive technology roadmap that will inform strategic investments in its technology infrastructure so that it can support its evolving business operations and processes. By integrating technology with well-defined processes, SBGP will be better positioned to serve the community effectively while also building a system that can adapt and grow alongside the organization's needs.

As SBGP continues diversifying its revenue streams, it also continued exploring the potential for a future affiliated 501(c)3 organization that could serve as a fundraising vehicle. SBGP's establishing ordinance provides it with the ability to establish an affiliated nonprofit corporation, which had not previously been necessary.

Meanwhile, SBGP's priority has remained to expend funds according to its financial plans and invest in its communities in a way that is strategic, disciplined, equitable, and well-documented. To date, SBGP has committed approximately \$40.5 million of core intergovernmental Local Impact Grant funds to projects across the District, ranging from small community grants to large capital projects. An additional \$6.6 million of projects were in development for a total mobilization of approximately \$47.1 million. Reflecting SBGP's commitment to an equitable model of investing, approximately 75 percent of core program funding to date has been invested in low-income communities and communities of color within the District.

**SBGP Core Projects Encumbered To Date, By Sector
as of 12/31/2024**



SBGP is pleased to share its progress and report on its activity during the second quarter of Fiscal Year 2025.

II. Background and Governance

Although SBGP is not required by law to produce reports of its activities, it is nonetheless committed to maintaining the highest standards of transparency and accountability. As a result, SBGP has elected to produce quarterly reports detailing its work and make those reports publicly available. This quarterly report also serves as an update on the FY25 SBGP Financial Plan.

A. Background

SBGP was established in 2016 to help implement the South Baltimore Gateway Master Plan, a sweeping plan to improve neighborhoods near the Horseshoe Casino Baltimore, with funding provided by the Local Impact Grants generated by video lottery terminals. Under its Strategic Plan, SBGP works to improve the vitality of its communities by focusing on three crucial elements of the South Baltimore Gateway Master Plan: Community Development and Revitalization, Environmental Sustainability, and Health and Wellness. To achieve the agenda laid out in the Strategic Plan, SBGP has established three interrelated program areas: Community Grants, Enhanced Services, and Transformational Projects.

Additional background information can be found on the [SBGP website](#) and in SBGP's prior [quarterly reports](#).

B. Governance

SBGP is governed by a Board of Directors composed primarily of residents and business representatives from across the District, follows a well-conceived strategic plan, and works within an annual budget.

The SBGP Board of Directors meets at least six times each calendar year. During calendar year 2024, the Board met 11 times, including three meetings during the last quarter on October 16, 2024; November 20, 2024; and December 11, 2024. In addition to regular board meetings, the Executive, Finance, Program, Communications, Governance and Nominating, and Strategic Planning Committees continued to meet as needed and report to the full Board.

During the last quarter, SBGP worked on two additional steps to continue to improve its governance structures and procedures to ensure transparency, accountability, and ethical integrity.

First, on October 16, 2024, the SBGP Board approved the appointment of one new Board member effective January 1, 2025. Following the application and public comment periods and the review process previously reported, seven applicants were interviewed, of which one was nominated and then appointed to the SBGP Board. A current list of SBGP Board members can always be found at <https://sbgpartnership.org/about/#board>.

Second, since it has been extremely valuable to have the input and coordination of councilmembers representing the SBGP District on the SBGP Board, a City ordinance appointing those councilmembers as ex officio members of the SBGP Board was approved in FY24. SBGP is now considering updates to its bylaws, including to reflect the Councilmembers as ex officio Board members.

III. Program Activity

SBGP continues to work hard to improve the neighborhoods in the District. Under the SBGP Strategic Plan, SBGP tackles this work in three ways: awarding Community Grants that directly empower communities and causes in the District, providing Enhanced Services that improve quality of life in the community, and championing major Transformational Projects to dramatically improve the District as a whole.

When SBGP was first established and started publishing these reports, they were primary means by which SBGP's program work was communicated. Several years later, SBGP has a comprehensive communications and outreach strategy. Sharing updates on SBGP's program work through these quarterly reports has therefore become duplicative. Furthermore, these reports are published 30 days after the quarter end, and so some of the events reported on took place up to four months ago. To stay up to date on SBGP's current work, visit the [SBGP website](#); follow SBGP on [Facebook](#), [X](#), [Instagram](#), and [LinkedIn](#); and sign up for the [SBGP mailing list](#). In particular, see [Community Currents](#), SBGP's quarterly newsletter highlighting work across the District during the previous quarter.

In addition, see the 'Program Activity Map' and 'Summary of Projects' exhibits for a map, list, and details of SBGP-funded projects. Additional project details, including updates on specific projects, are available upon request.

IV. Administrative Activity

A. Human Resources and Administration

During the last quarter, SBGP continued planning for future organizational needs and structure consistent with the FY25 Financial Plan. SBGP completed hiring for three new staff positions, a Communications and Outreach Manager, a Community Grants Manager, and a Restoration Manager to help manage and communicate about SBGP's growing portfolio of work and MBRI grants and projects. The new employees will start in the upcoming quarter, and SBGP may hire for an additional position during upcoming quarters.

SBGP also completed the review and interview process for and selected a website developer to provide services for a comprehensive website redevelopment project to replace its current site with a new website with accessibility integration. The project will kick off in the upcoming quarter.

In addition, SBGP is exploring developing a comprehensive technology roadmap that will inform strategic investments in its technology infrastructure so that it can support its evolving business operations and processes. By integrating technology with well-defined processes, SBGP will be better positioned to serve the community effectively while also building a system that can adapt and grow alongside the organization's needs.

B. Finance

1. Fiscal Management and Procedures

During the last quarter, SBGP continued reviewing its financial position, financial activity, and related procedures with its Finance Committee and Board of Directors. This includes quarterly reviews of the performance of its investment in a very low risk passive ultra-short U.S. Treasury strategy. SBGP also completed the bi-annual renewal of the Investment Policy Guidelines and continued tracking the proposed tax increase on certain casino expenditures that could eventually impact SBGP revenues.

Fortunately, SBGP is now diversifying its revenue streams and continued exploring the potential for a future affiliated 501(c)3 organization that could serve as a fundraising vehicle. SBGP's establishing ordinance provides it with the ability to establish an affiliated nonprofit corporation, which had not previously been necessary.

In addition, SBGP finalized updates to its signing authority procedures due to the increased volume of work and expanded staff. The default signing procedures remain the same, however, the updates authorize additional staff to sign draw requests, checks, contracts, and addenda. SBGP's auditors reviewed and have no concerns about the updates.

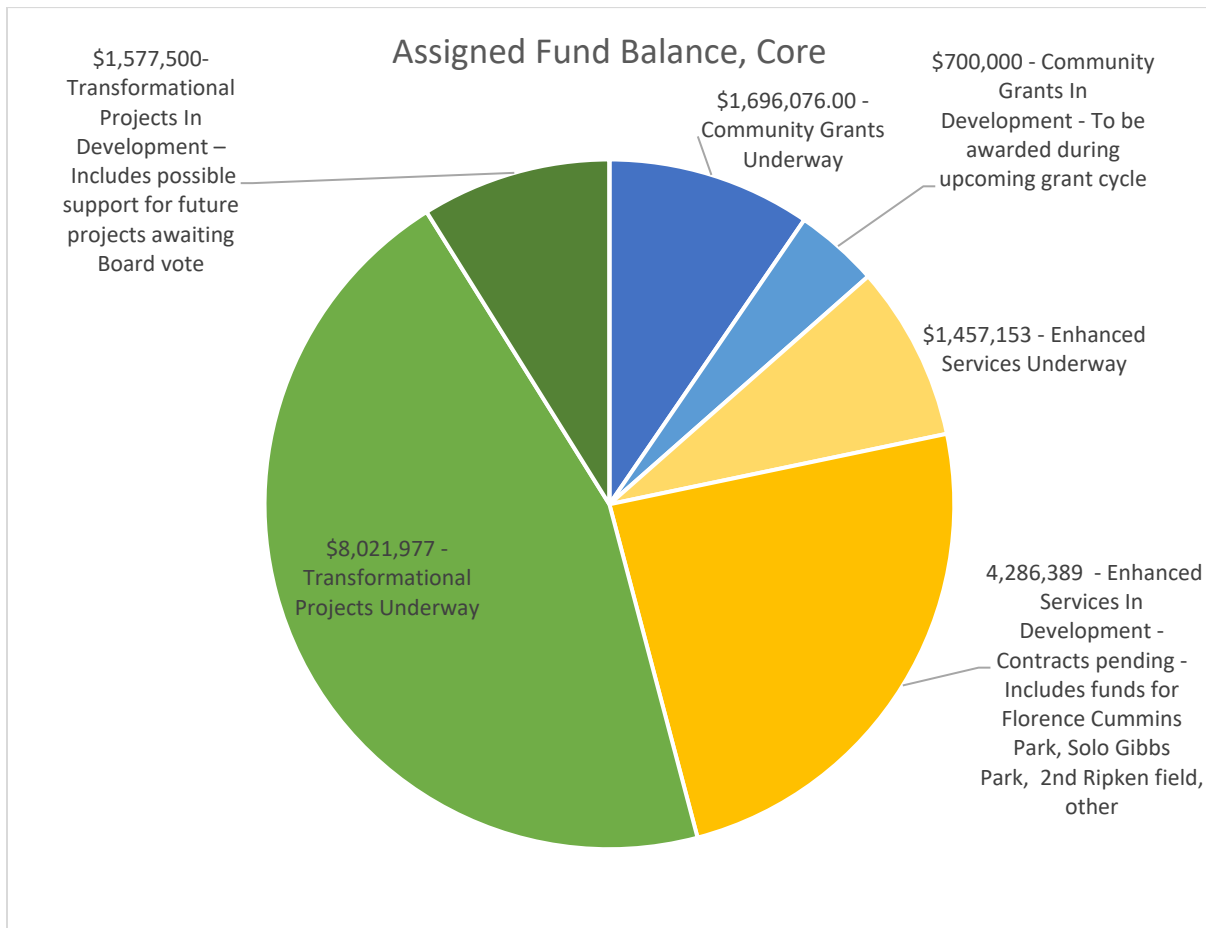
The bank investigation of the ACH payment fraud SBGP was a victim of earlier in the year was completed just prior to the quarter end. SBGP received a payment from one of its insurance claims, and a second insurance claim is pending final review now that the bank investigation has been completed. A final outcome is expected during the upcoming quarter. SBGP's auditors were informed and indicated that SBGP had already taken the appropriate steps to remediate the situation and that it was not material from a financial statement perspective and did not need to be disclosed.

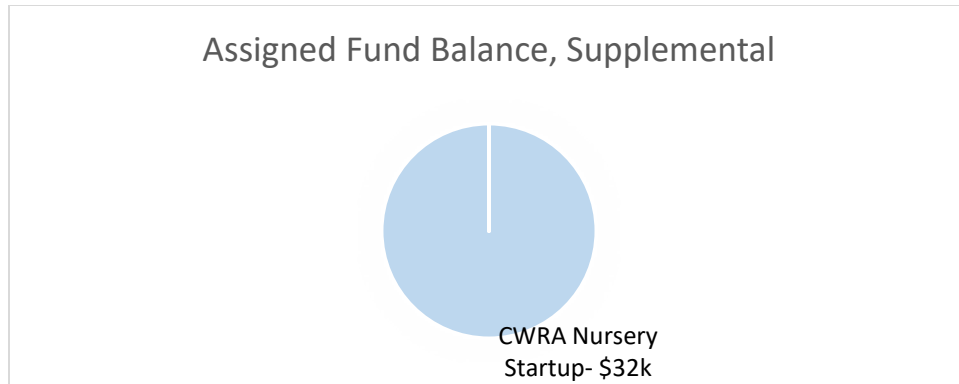
2. Update on the FY25 Financial Plan

The FY25 budgeted revenues are somewhat conservative compared to actual FY24 revenues. As a result, and as with prior years, the SBGP staff, Finance Committee, and Board will monitor performance monthly and consider any potential budget revisions as needed.

(SBGP submitted its FY25 Financial Plan to its assigned liaison in the Mayor’s Office on April 29, 2024, for submission to the Board of Estimates. Board of Estimates approval is still pending.)

Consistent with its current, somewhat conservative financial plan, revenues were ahead of budget and expenses were approximately in line with budget as of December 31, 2024. SBGP has budgeted/allocated its planned revenues for the remainder of FY25 and remains committed to expending those funds according to its financial plans and investing in its communities. As of December 31, 2024, SBGP had \$17,771,226 assigned/encumbered for projects underway and in development and other future expenses, and no unassigned fund balance. Total Assets does not yet include \$12,946,522 of supplemental grant funding. These funds will be recorded as receivables and revenue once the conditions of the grants are satisfied or as expenditures are incurred. For more details, see the ‘Assigned Fund Balance’ chart/s below.





As previously explained, many projects take a year or more to complete. For example, Community Grants generally take a year or more for grantees to execute, as do large Enhanced Services capital projects. Similarly, large investments in complex Transformational Projects take long periods of time and fiduciary analysis to responsibly prepare and execute. As a result, not all funds assigned in a given fiscal year will be spent within that year, and SBGP expects to maintain a significant fund balance for the foreseeable future.

SBGP therefore undertook a review of its cash management strategy and invested in a very low risk passive ultra-short U.S. Treasury strategy. It is worth noting that investments are stated at fair market value, which will fluctuate monthly due to market activity. In addition, although the investments themselves are very low risk, periodic losses may need to be reported from time to time due to the timing of SBGP's investment, buying into the coupon rate, and market volatility. However, since SBGP plans to hold the investments to maturity, SBGP has every reason to expect a positive rate of return.

See the 'Update on the FY25 Financial Plan' exhibit for the financial statements for SBGP as of and for the month and six months ended December 31, 2024.

C. Compliance and Evaluation

1. Procurement, Impact Investments, and MBE/WBE Participation

SBGP remains committed to directing its funding towards MBE/WBE firms, local businesses, non-profits, and other Impact Investments consistent with its mission and procurement policy and tracks those Impact Investments on a quarterly basis. Although most of the information is provided on a voluntary basis and SBGP continues collecting data on new and existing vendors, the report shows that SBGP is making serious efforts to direct its funding towards local businesses, non-profits, and other Impact Investments. Of \$7.6 million of expenditures in FY25 to date, approximately 51 percent constitute Impact Investments of one form or another. Approximately 51 percent of these Impact Investments went to city-based vendors, 94 percent went to nonprofit vendors, four percent went to other impact investments such as small businesses, and four percent went to minority and women's business enterprises.

Pending Board of Estimates approval of SBGP’s FY25 Financial Plan, the organizational overhead budget was submitted to the Minority and Women’s Business Opportunity Office (MWBOO) in June 2024 for the purposes of calculating the organization’s MBE/WBE participation goals for its overhead expenses. SBGP is proceeding with the budget and proposed MBE/WBE goals in good faith since it did not formally receive goals or other guidance from the MWBOO and the fiscal year is underway.

Following the end of FY24, SBGP finalized and submitted documentation of its compliance with its organizational MBE/WBE participation goals for FY24. (Since SBGP did not formally receive goals or other guidance from the MWBOO, SBGP proceeded with the budget and proposed MBE/WBE goals in good faith.) SBGP is proud to report that the organization not only satisfied but exceeded those goals.

SBGP also continues to submit its program project budgets that are \$50,000 and greater to the MWBOO for determination of individual project MBE/WBE participation goals. For any projects with MBE/WBE goals, SBGP also continues documenting intent to comply, and then compliance, with those goals before closing out projects.

(It is worth noting that the two master funding agreements between SBGP and BCRP for Enhanced Services that were originally signed during Fall 2018 clarify the MBE/WBE compliance responsibilities for the two parties. One of the agreements was recently renewed and the other renewal is still being developed. The City assumed primary compliance obligations for any expenditures where SBGP reimburses BCRP for its projects, as well as in situations where BCRP directs SBGP to make specific expenditures on its behalf. However, at the MWBOO’s request, SBGP continues submitting budgets for those projects that are \$50,000 and greater for the determination of MBE/WBE goals.)

SBGP provides proposed goals and deadlines for responses to the MWBOO. While the MWBOO occasionally provides goals or acknowledges SBGP’s correspondence and submissions, it has not been providing consistent responses or guidance. SBGP has therefore been proceeding with projects as proposed in its MWBOO submissions in good faith. SBGP continues to seek communication and guidance from the MWBOO regarding the submission and response process and timeline as well as how best to avoid interrupting projects underway. SBGP remains committed to working with both the project managers/service providers and the MWBOO to keep projects moving forward and also satisfy any goals and resolve any issues as necessary as MWBOO responses for those projects are received.

See the ‘Impact Investments Report’ exhibit for more information.

2. Program Tracking and Evaluation

The SBGP Strategic Plan calls for SBGP to significantly improve the vitality of the South Baltimore Gateway neighborhoods for all residents. In order to hold SBGP to this high standard, SBGP tracks and evaluates program activity.

See the 'Program Activity Map' and 'Summary of Projects' exhibits for a map, list, and details of SBGP-funded projects. Additional project details, including updates on specific projects, are available upon request.

V. Exhibits

- A. Update on the FY25 Financial Plan (Financial Statements as of and For the Month and Six Months Ended December 31, 2024)
- B. Impact Investments Report
- C. Program Activity Map
- D. Summary of Projects

Exhibit A. Update on the FY25 Financial Plan

**SOUTH BALTIMORE GATEWAY COMMUNITY IMPACT
DISTRICT MANAGEMENT AUTHORITY**

Financial Statements

As of and For the Month and Six Months Ended December 31, 2024

SOUTH BALTIMORE GATEWAY COMMUNITY IMPACT DISTRICT MANAGEMENT AUTHORITY
STATEMENT OF FINANCIAL POSITION
As of December 31, 2024

ASSETS	
Current Assets	
Cash and Cash Equivalents	\$ 8,965,308
Donor Advised Funds ⁹	110,000
Due from State ¹	1,352,204
Accounts Receivable ⁷	1,025,357
Prepaid Expense	2,450
Total Current Assets	11,455,319
Investments ⁶	8,472,903
Total Assets ²	\$ 19,928,222
LIABILITIES AND NET ASSETS	
Current Liabilities	
Accounts Payable	\$ 463,495
PTO Liability	92,738
Deferred Revenue-Baltimore County	-
Total Current Liabilities	556,233
Fund Balance	
Committed – Emergency Reserve ³	1,500,000
Committed – Endowment Funds ⁸	100,763
Assigned ⁴	17,771,226
Unassigned ⁵	-
Total Fund Balance	19,371,989
Total Liabilities and Fund Balance	\$ 19,928,222

Footnotes:

1. Due from State for November and December 2024 revenue.
2. Total Assets of \$19,928,222 includes an Intergovernmental Revenue Receivable of \$1,352,204 and Investments of \$8,472,903. \$17,771,226 of Total Assets is assigned/encumbered for Community Grants, Enhanced Services, Transformational Projects, and Indirect Program and Overhead, \$100,763 is restricted for Endowment Funds, and \$1,500,000 is committed by the Board to serve as emergency reserves. Total Assets do not include \$12,946,522 of supplemental grant funding. These funds will be recorded as receivables and revenue once the conditions of the grants are satisfied or as expenditures are incurred.
3. Committed fund balance includes \$1,500,000 that serves as an emergency reserve, which would cover core overhead and program expenses for approximately three months, or core overhead and 50 percent of program expenses for approximately six months.
4. Assigned fund balance includes \$17,739,095 for work funded with core casino Local Impact Grants and \$32,131 for work funded with other supplemental sources. Funds budgeted for Community Grants, Enhanced Services, and Transformational Projects are encumbered for projects in development. Those funds are then encumbered for specific Community Grants and Transformational Projects following Board approval, and for specific Enhanced Services once a contract is executed for those services. Encumbrances include Transformational Projects totaling \$8,021,977; \$1,577,500 for Transformational Projects in development; \$32,131 for Supplemental Transformation Projects; Enhanced Services totaling \$1,457,153; \$4,286,389 for Enhanced Services in development; Community Grants totaling \$1,696,076; and \$700,000 for Community Grants in development. For more details, see the 'Assigned Fund Balance' chart/s included with these reports.
5. Unassigned fund balance includes amounts not yet committed, restricted or encumbered/assigned.
6. SBGP is invested in a low risk, passive ultra-short U.S. Treasury strategy. Investments are stated at fair market value. Fair market value of the portfolio will fluctuate monthly due to market activity, however, since SBGP plans to hold the investments to maturity, SBGP has every reason to expect a positive rate of return.
7. Due for supplemental grants and other miscellaneous receivables.
8. Includes endowment funds for the long-term maintenance of wetlands.
9. SBGP funds in its South Baltimore Gateway Partnership Fund with the Baltimore Community Foundation. For Managerial and tracking purposes we are including these funds in this report, however, they will not appear on the audited statements due to GAAP reporting guidelines.

No attest assurance is provided.

SOUTH BALTIMORE GATEWAY COMMUNITY IMPACT DISTRICT MANAGEMENT AUTHORITY
STATEMENT OF ACTIVITIES, CORE AND SUPPLEMENTAL
For the Month and Six Months Ended
December 31, 2024

	Month of December 2024	Six Months Ended December 2024	% to Total Expenses	Approved Budget FY25	% to Total Expenses	Variance to Approved Budget FY25
REVENUES						
Intergovernmental Revenue (Local Impact Funding)	\$ 623,171	\$ 4,236,946		\$ 8,000,000		\$ 236,946
Investment (Loss) Income, net ¹⁶	24,718	225,896		280,000		85,896
Interest Income ¹	19,998	131,359		200,000		31,359
Administrative Fees ¹⁷	-	-		201,566		(100,783)
Miscellaneous Income	250	15,250		-		15,250
Endowment Income ²³	-	100,763		-		100,763
Donor Advised Funds	-	100,000		-		100,000
Baltimore DPW for Site 5a ¹⁸	-	1,250,636		-		1,250,636
MHH Resiliency PH 1 FEMA ¹⁹	216,162	1,529,510		-		1,529,510
NOAA, Patapsco ²²	33,212	589,001		-		589,001
MD DHCD BRNI CHEF ²¹	-	225,000		-		225,000
Hanover St. Wetlands ²⁵	-	225,000		-		225,000
State of MD FY25 Operating Grant ²⁴	-	500,000		-		500,000
Total Revenues	917,511	9,129,361		8,681,566		4,788,578
PROGRAM EXPENSES						
Community Grants ²	103,523	684,503		1,227,513		(70,747)
Salaries and Benefits ⁵	28,086	135,327		487,855		108,601
Other Program Expenses ⁶	7,588	75,536		35,400		(57,836)
Enhanced Services ³	105,876	1,391,638		1,841,269		(471,004)
Salaries and Benefits ⁵	12,109	106,933		381,429		83,782
Other Program Expenses ⁶	286	401		8,000		3,599
Transformational Projects ⁴	-	275,771		2,955,854		1,202,156
Transformational Projects Baltimore DPW for Site 5a ¹⁸	-	1,250,636		-		(1,250,636)
Transformational Projects NOAA, Patapsco ²²	33,212	589,001		-		(589,001)
Transformational Projects MHH Resiliency PH 1 FEMA/MDEM ¹⁹	216,162	1,529,510		-		(1,529,510)
Transformational Projects MD DHCD BRNI CHEF ²¹	-	225,000		-		(225,000)
Transformational Projects Hanover St. Wetlands ²⁵	-	225,000		-		(225,000)
State of MD FY25 Operating Grant ²⁴	-	11,994		-		(11,994)
Salaries and Benefits ⁵	32,111	187,033		554,580		90,257
Other Program Expenses ⁶	24,726	199,133		250,000		(74,133)
Discretionary Insurance Fund ²⁰	-	1,354		5,000		1,146
Total Program Expenses	563,679	6,888,770	91%	7,746,900	89%	(3,015,320)
Net Revenue after Program Expenses	353,832	2,240,591		934,666		1,773,258
OVERHEAD EXPENSES						
Accounting ⁸	3,650	36,650		65,000		(4,150)
Audit Fee ⁹	-	12,600		18,400		(3,400)
Bank Fees	646	10,418		13,500		(3,668)
Business Meals and Entertainment	870	5,914		13,500		836
Equipment	51	11,059		22,000		(59)
Fundraising	-	2,839		-		(2,839)
Insurance ¹⁰	1,153	32,571		45,000		(10,071)
Legal Fees	-	8,767		15,000		(1,267)
Marketing and Communications	-	1,290		6,000		1,710
Miscellaneous	64	1,127		5,000		1,373
Printing and Copying	-	599		1,000		(99)
Professional Services ⁷	553	8,818		45,000		13,682
Rent and Utilities ¹¹	7,725	54,083		93,627		(7,270)
Salaries and Staff Benefits ¹²	75,787	418,709		392,367		(222,526)
Staff Training and Development	961	2,585		22,500		8,665
Supplies	-	711		7,500		3,039
Technology and Support ¹³	12,425	60,728		150,772		14,658
Travel and Meetings	805	4,429		9,500		321
Telecommunication ¹⁴	800	4,200		9,000		300
Total Overhead Expenses	105,490	678,097	9%	934,666	11%	(210,764)
Total Expenses	669,169	7,566,867		8,681,566		(3,226,084)
Change in Net Assets	248,342	1,562,494		-		1,984,022
Fund Balance, December 1, 2024 and July 1, respectively	19,123,647	17,809,495		17,809,495		17,809,495
Fund Balance, December 31, 2024 ¹⁵	\$ 19,371,989	\$ 19,371,989		\$ 17,809,495		\$ 19,793,517

Footnotes:

- Includes interest earned on SBCG deposits.
- Community Grants include expenses related to grants underway. Funds budgeted for Community Grants are encumbered for projects in development. Those funds are then encumbered for specific Community Grants following Board approval of funding awards, and then expensed when grant draw/payment requests are received and payable. See Quarterly Report for additional detail.
- Enhanced Services include expenses related to projects underway. Funds budgeted for Enhanced Services are encumbered for projects in development. Those funds are then encumbered for specific Enhanced Services once a contract is executed for those services and then expensed when payment requests are received and payable. See Quarterly Report for additional detail.
- Transformational Projects include expenses related to projects underway. Funds budgeted for Transformational Projects are encumbered for projects in development. Those funds are then encumbered for specific Transformational Projects following Board approval and then expensed when payment requests are received and payable. See Quarterly Report for additional detail.
- Includes salaries and benefits for program employees.
- Include miscellaneous indirect program expenses, including funds for a technical assistance program for grantees, and part time consultant services for Transformational Projects.
- Includes HR compensation consultant services.
- Fees for third-party accounting services. The contract with C.E.A. Scholtes & Associates includes hourly rates.
- For audit services
- Includes annual premiums for commercial insurance policies.
- SBCG has a lease on private offices in a co-working space.
- Includes salaries and benefits for operations employees.
- Includes web development/maintenance, IT support, and software licensing.
- Include reimbursements for staff use of personal phones.
- \$1,500,000 is committed/restricted by the Board to serve as emergency reserves for future years to protect against potential funding fluctuations. SBCG has established a target reserve of approximately \$1.5 million, which would cover core overhead and program expenses for three months, or core overhead and 50 percent of program expenses for six months. \$100,000 is committed/restricted by the Board to serve as endowment funds for the long-term maintenance of wetlands.
- YTD amount includes \$135k of unrealized gains/losses and \$91k in interest on SBCG's investment in a low risk, passive ultra-short U.S. Treasury strategy. Periodic losses may occur due to the timing of SBCG's investment, buying into the coupon rate and market activity. However, since SBCG plans to hold the investments to maturity, SBCG has every reason to expect a positive rate of return.
- Grant administration fees from supplemental grants.
- Pass through grant funding from the City of Baltimore Department of Public Works (DPW) for the MB Resiliency Site 5A for the restoration of Wetlands.
- Grant funding from the Federal Emergency Management Agency (FEMA) and the Maryland Department of Emergency Management (MDEM) for Phase 1 Engineering & Design for flood resiliency and aquatic habitat mitigation.
- Discretionary insurance fund for limited-capacity partners to purchase private insurance in accordance with SBCG grant agreement/contracting requirements.
- Grant funding from the Maryland Department of Housing and Community Development (MD DHCD) Baltimore Regional Neighborhood Initiative (BRNI) program for the Cherry Hill Eagles Youth Center.
- Grant funding from the National Oceanic and Atmospheric Administration (NOAA) for the Patapsco Delta Sustainable Fishery and Ecosystem Resilience Project.
- Includes endowment funds for the long-term maintenance of wetlands.
- SBCG received a \$500k FY25 Operating grant from the State of Maryland for Reimagine Middle Branch.
- Grant funding from the National Fish and Wildlife Foundation (NFWF) for the restoration of the Hanover Street Wetlands.

No attest assurance is provided.

SOUTH BALTIMORE GATEWAY COMMUNITY IMPACT DISTRICT MANAGEMENT AUTHORITY
STATEMENT OF ACTIVITIES, CORE
For the Month and Six Months Ended
December 31, 2024

	Month of December 2024	Six Months Ended December 2024	% to Total Expenses	Approved Budget FY25	% to Total Expenses	Variance to Approved Budget FY25
REVENUES						
Intergovernmental Revenue (Local Impact Funding)	\$ 623,171	\$ 4,236,946		\$ 8,000,000		\$ 236,946
Investment (Loss) Income, net ¹⁵	24,718	225,896		280,000		85,896
Interest Income ¹	19,998	131,359		200,000		31,359
Administrative Fees ¹⁶	-	-		201,566		(100,783)
Miscellaneous Income	250	15,250		-		15,250
Endowment Income ¹⁹	-	100,763		-		100,763
Donor Advised Funds	-	100,000		-		100,000
State of MD FY25 Operating Grant ²⁰	-	500,000		-		500,000
Total Revenues	668,137	5,310,214		8,681,566		869,431
PROGRAM EXPENSES						
Community Grants ²	103,523	684,503		1,227,513		(70,747)
Salaries and Benefits ⁵	28,086	135,327		487,855		108,601
Other Program Expenses ⁶	7,588	75,536		35,400		(57,836)
Enhanced Services ³	105,876	1,391,638		1,841,269		(471,004)
Salaries and Benefits ⁴	12,109	106,933		381,429		83,782
Other Program Expenses ⁵	286	401		8,000		3,599
Transformational Projects ⁴	-	275,771		2,955,854		1,202,156
Salaries and Benefits ⁵	32,111	187,033		554,580		90,257
Other Program Expenses ⁶	24,726	199,133		250,000		(74,133)
Discretionary Insurance Fund ¹⁸	-	1,354		5,000		1,146
Total Program Expenses	314,305	3,057,629	82%	7,746,900	89%	815,821
Net Revenue after Program Expenses	353,832	2,252,585		934,666		1,685,252
OVERHEAD EXPENSES						
Accounting ⁸	3,650	36,650		65,000		(4,150)
Audit Fee ⁹	-	12,600		18,400		(3,400)
Bank Fees	646	10,418		13,500		(3,668)
Business Meals and Entertainment	870	5,914		13,500		836
Equipment	51	11,059		22,000		(59)
Fundraising ¹⁰	-	2,839		-		(2,839)
Insurance ¹¹	1,153	32,571		45,000		(10,071)
Legal Fees	-	8,767		15,000		(1,267)
Marketing and Communications	-	1,290		6,000		1,710
Miscellaneous	64	1,127		5,000		1,373
Printing and Copying	-	599		1,000		(99)
Professional Services ¹⁷	553	8,818		45,000		13,682
Rent and Utilities ¹²	7,725	54,083		93,627		(7,270)
Salaries and Staff Benefits ¹²	75,787	418,709		392,367		(222,526)
Staff Training and Development	961	2,585		22,500		8,665
Supplies	-	711		7,500		3,039
Technology and Support ¹³	12,425	60,728		150,772		14,658
Travel and Meetings	805	4,429		9,500		321
Telecommunication ¹⁴	800	4,200		9,000		300
Total Overhead Expenses	105,490	678,097	18%	934,666	11%	(210,764)
Total Expenses	419,795	3,735,726		8,681,566		605,057
Change in Net Assets Core	248,342	1,574,488		-		1,896,016
Change in Net Assets for Pass Through Grants	-	(11,994)		-		-
Fund Balance, December 1, 2024 and July 1, 2024, respectively	19,123,647	17,809,495		17,809,495		17,809,495
Fund Balance, December 31, 2024 ⁴	\$ 19,371,989	\$ 19,371,989		\$ 17,809,495		\$ 19,705,511

Footnotes:

- Includes interest earned on SBGP deposits.
- Community Grants include expenses related to grants underway. Funds budgeted for Community Grants are encumbered for projects in development. Those funds are then encumbered for specific Community Grants following Board approval of funding awards, and then expensed when grant draw/payment requests are received and payable. See Quarterly Report for additional detail.
- Enhanced Services include expenses related to projects underway. Funds budgeted for Enhanced Services are encumbered for projects in development. Those funds are then encumbered for specific Enhanced Services once a contract is executed for those services and then expensed when payment requests are received and payable. See Quarterly Report for additional detail.
- Transformational Projects include expenses related to projects underway. Funds budgeted for Transformational Projects are encumbered for projects in development. Those funds are then encumbered for specific Transformational Projects following Board approval and then expensed when payment requests are received and payable. See Quarterly Report for additional detail.
- Includes salaries and benefits for program employees.
- Include miscellaneous indirect program expenses, including funds for a technical assistance program for grantees, and part time consultant services for Transformational Projects.
- \$1,500,000 is committed/restricted by the Board to serve as emergency reserves for future years to protect against potential funding fluctuations. SBGP has established a target reserve of approximately \$1.5 million, which would cover core overhead and program expenses for three months, or core overhead and 50 percent of program expenses for six months. \$100,000 is committed/restricted by the Board to serve as endowment funds for the long-term maintenance of wetlands.
- Fees for third-party accounting services. The contract with C.E.A. Scholtes & Associates includes hourly rates.
- For audit services.
- Includes annual premiums for commercial insurance policies.
- SBGP has a lease on private offices in a co-working space.
- Includes salaries and benefits for operations employees.
- Includes web development/maintenance, IT support, and software licensing.
- Include reimbursements for staff use of personal phones.
- YTD amount includes \$135k of unrealized gains/losses and \$91k in interest on SBGP's investment in a low risk, passive ultra-short U.S. Treasury strategy. Periodic losses may occur due to the timing of SBGP's investment, buying into the coupon rate and market activity. However, since SBGP plans to hold the investments to maturity, SBGP has every reason to expect a positive rate of return.
- Grant administration fees from supplemental grants.
- Includes HR compensation consultant services.
- Discretionary insurance fund for limited-capacity partners to purchase private insurance in accordance with SBGP grant agreement/contracting requirements.
- Includes endowment funds for the long-term maintenance of wetlands.
- SBGP received a \$500k FY25 Operating grant from the State of Maryland for Reimagine Middle Branch.

No attest assurance is provided.

Exhibit B. Impact Investments Report

SBGP is committed to seeking out Impact Investments, including those that support minority- and women-owned businesses, local businesses, and non-profits consistent with its mission. Wherever feasible, SBGP will use these Impact Investments to further its mission by supporting local and minority- and women-owned businesses, associated hiring opportunities, community-driven social impact, and our local economy. Each of SBGP's contractual relationships is designed to expand its network and ability to access a strong pool of diverse vendors to meet SBGP's needs.

	<u>FY18-24 Average (Cash Accounting)*</u>			<u>FY25 To Date (Cash Accounting)*</u>		
		Percent of Impact Investments	Percent of Total		Percent of Impact Investments	Percent of Total
Total						
Vendors	109			108		
Expenditures	4,943,063			\$ 7,566,867		
Impact Investments						
Vendors	54			64		
Expenditures	2,034,424	41.2%		\$ 3,837,949		50.7%
MBE/WBE						
Vendors	5			6		
Expenditures	146,590	7.2%	3.0%	\$ 166,874	4.3%	2.2%
Local Business Enterprises						
Vendors	32			58		
Expenditures	1,952,224	96.0%	39.5%	\$ 3,606,410	94.0%	47.7%
District						
Vendors	14			29		
Expenditures	431,058	21.2%	8.7%	\$ 905,895	23.6%	12.0%
Other Baltimore City						
Vendors	13			21		
Expenditures	1,066,095	52.4%	21.6%	\$ 1,055,855	27.5%	14.0%
Other Greater Baltimore						
Vendors	5			8		
Expenditures	455,071	22.4%	9.2%	\$ 1,644,661	42.9%	21.7%
Other Impact Investment						
Vendors	32			60		
Expenditures	1,973,438	97.0%	39.9%	\$ 3,752,446	97.8%	49.6%
501(c)(3) Nonprofit						
Vendors	27			54		
Expenditures	1,500,792	73.8%	30.4%	\$ 3,607,016	94.0%	47.7%
Social Enterprises (e.g. B Corporations)						
Vendors	-			0		
Expenditures	-	0.0%	0.0%	\$ -	0.0%	0.0%
Other (e.g. small businesses)						
Vendors	5			6		
Expenditures	472,646	23.2%	9.6%	\$ 145,430	3.8%	1.9%

* Impact Investments do not include those paid by credit card; SBGP's actual Impact Investments may therefore be higher than indicated on this report.

Exhibit C. Program Activity Map

**SBGP Core Projects Encumbered To Date, By Sector
as of 12/31/2024**

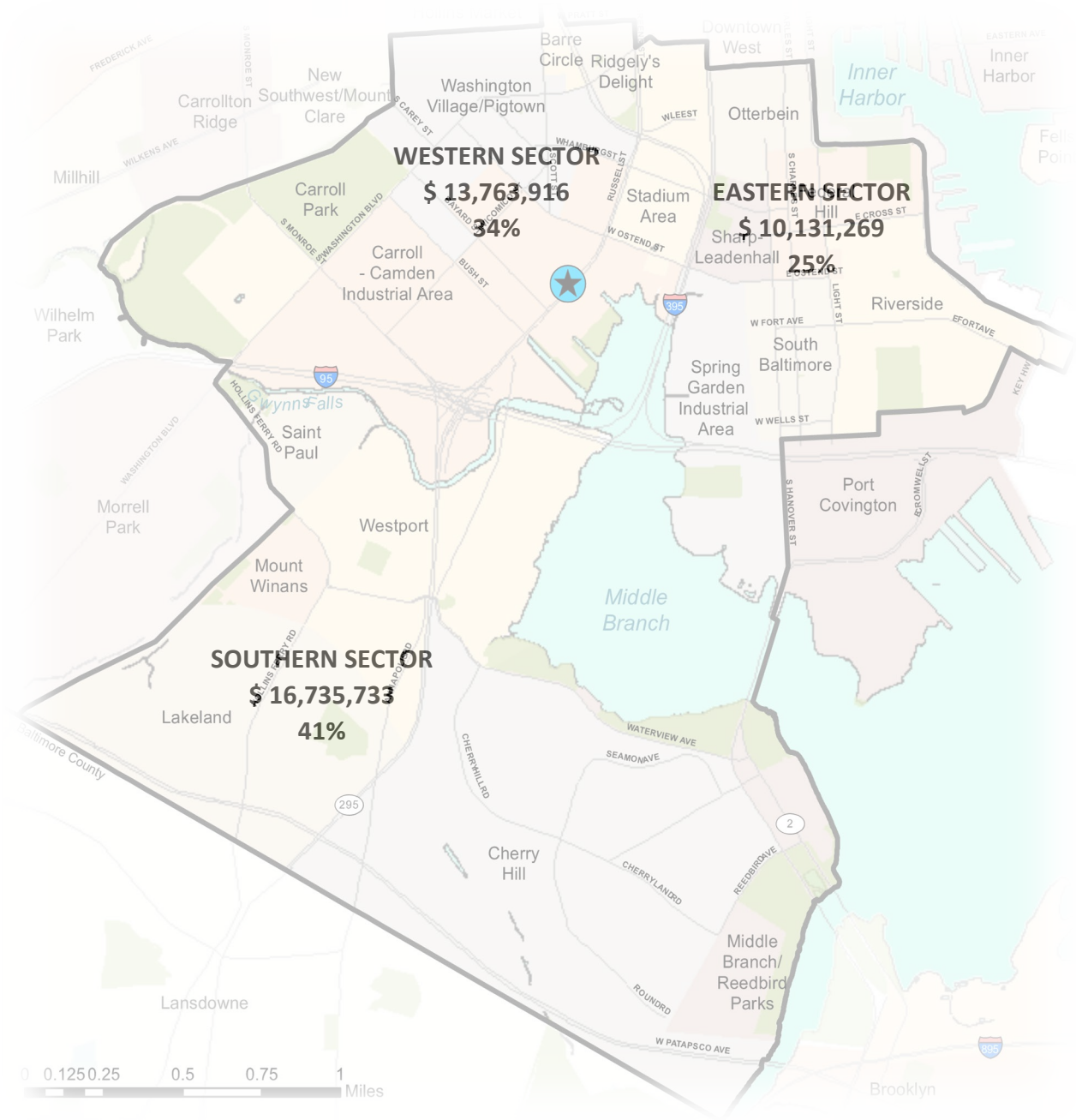


Exhibit D. Summary of Projects

FY	Third Party Provider	Project Title	Grant Cycle	Grant Tier	Project Status	SBGP Funding Amount	SBGP Funding Expended
Community Grants							
18	Ridgely's Delight Association	Rededication Celebration & Pi	1	1/S	Complete	\$1,400.00	\$1,400.00
18	Digital Harbor / Fed Hill Community Assoc	Project RELATE	1	1/S	Complete	\$3,213.54	\$3,213.54
18	Citizens of Pigtown (aka Southwest Commun	COP Movies in the Park	1	1/S	Complete	\$3,543.98	\$3,543.98
18	Sit and Fit	Sit and Fit Arts and Crafts P	1	1/S	Complete	\$3,806.99	\$3,806.99
18	Leadenhall Baptist Church	Community Eat Together	1	1/S	Complete	\$4,000.00	\$4,000.00
18	Citizens of Pigtown (aka Southwest Commun	Marketing Support and Outreac	1	1/S	Complete	\$4,194.68	\$4,194.68
18	Lakeland STEAM Center	Community Zumba Classes	1	1/S	Complete	\$4,234.86	\$4,234.86
18	GiveFit / Lakeland Rec Center	Free Group Fitness Classes Bu	1	1/S	Complete	\$4,429.07	\$4,429.07
18	Cherry Hill Development Corporation	Cherry Hill Information Excha	1	1/S	Complete	\$4,878.91	\$4,878.91
18	Lakeland Coalition	Community Green and Clean Tea	1	1/S	Complete	\$4,881.29	\$4,881.29
18	Fishes & Loaves Pantry, Inc.	Fishes and Loaves Mobile Pant	1	1/S	Complete	\$4,997.36	\$4,997.36
18	BOPA	Middle Branch Park Public Art	1	1/S	Complete	\$5,000.00	\$5,000.00
18	Citizens of Pigtown (aka Southwest Commun	COP Main Street Festival	1	1/S	Complete	\$5,000.00	\$5,000.00
18	Federal Hill Main Street	Federal Hill Main Street Medi	1	1/S	Complete	\$5,000.00	\$5,000.00
18	Federal Hill South Neighborhood Associati	TreeUp South Baltimore	1	1/S	Complete	\$5,000.00	\$5,000.00
18	Federal Hill South Neighborhood Associati	Parking Pass Pickup Event	1	1/S	Complete	\$5,000.00	\$5,000.00
18	Gods Best Family Inc.	South Baltimore Youth Footbal	1	1/S	Complete	\$5,000.00	\$5,000.00
18	Pigtown Community Garden	Solidifying Pigtown Community	1	1/S	Complete	\$5,000.00	\$5,000.00
18	Restoring Inner City Hope (RICH)	Prayer Walk, 8/12/2017	1	1/S	Complete	\$5,000.00	\$5,000.00
18	Southwest Baltimore Charter School (SWBC)	21st Century Auditorium	1	1/S	Complete	\$5,000.00	\$5,000.00
18	Southwest Baltimore Charter School / Ches	Sowebo Landmark 5k - 2017	1	1/S	Complete	\$5,000.00	\$5,000.00
18	Jesus Our Redeemer/Lee Street Memorial Ba	Native Garden & Sidewalk Beau	1	1/S	Cancelled	\$0.00	\$0.00
18	Live Baltimore / Fed Hill Prep	Federal Hill Prep "Riding to	1	1/S	Cancelled	\$0.00	\$0.00
18	South Baltimore Partnership	South Baltimore Sustainabilit	1	2/M	Complete	\$10,000.00	\$10,000.00
18	United Way	United Way Homelessness Preven	1	2/M	Complete	\$48,000.00	\$48,000.00
18	Center Stage / BOPA	Center Stage in the Park	1	3/L	Cancelled	\$0.00	\$0.00
18	Westport Community Economic Development C	Westport Community Land Trust	1	3/L	Complete	\$49,046.38	\$49,046.38
18	Cherry Hill Development Corporation	Operating Expenses/Capacity B	1	3/L	Complete	\$50,000.00	\$50,000.00
18	Living Classrooms Foundation	SLURRP (School Leadership in	1	3/L	Complete	\$89,999.80	\$89,999.80
18	Habitat for Humanity	Habitat for Humanity Pigtown	1	3/L	Complete	\$99,800.60	\$99,800.60
18	Youth Resiliency Institute (Fusion Partne	Cherry Hill Arts and Music Fe	1	3/L	Complete	\$99,873.95	\$99,873.95
18	Church of the Advent	Accessibility Ramp/s	2	1/S	Cancelled	\$0.00	\$0.00
18	Ridgely's Delight Association	National Night Out Picnic	2	1/S	Complete	\$427.87	\$427.87
18	Lakeland Coalition Green and Clean Team	Movies in the Park 2018	2	1/S	Complete	\$1,868.20	\$1,868.20
18	Ridgely's Delight Association, Inc	South Baltimore Softball Clas	2	1/S	Complete	\$2,310.00	\$2,310.00
18	EndsideOut	Turn Your Health Inside Out	2	1/S	Complete	\$3,000.00	\$3,000.00
18	South Baltimore Partnership	Summer Outdoor Events	2	1/S	Complete	\$3,000.00	\$3,000.00
18	South Baltimore Partnership	Senior Committee	2	1/S	Complete	\$4,998.28	\$4,998.28
18	Boys & Girls Clubs of Metropolitan Baltim	Westport BGCMB After School P	2	1/S	Complete	\$4,998.62	\$4,998.62
18	LET'S GO Boys and Girls, Inc	LET'S GO Westport STEM Progra	2	1/S	Complete	\$4,999.90	\$4,999.90
18	Cherry Hill Ministerial Alliance	Community-Wide Thanksgiving D	2	1/S	Complete	\$5,000.00	\$5,000.00
18	Cherry Hill United Methodist Church	Cherry Hill UM Church Soup Ki	2	1/S	Complete	\$5,000.00	\$5,000.00
18	Fishes & Loaves Pantry, Inc.	Lakeland/Mt. Winans/Westport	2	1/S	Complete	\$5,000.00	\$5,000.00
18	Pigtown Main Street Inc.	Bloom the Boulevard	2	1/S	Complete	\$5,000.00	\$5,000.00
18	Teach For America Baltimore	Lakeland Elementary/Middle Sc	2	1/S	Complete	\$5,000.00	\$5,000.00
18	Civic Works	Baltimore Orchard Project	2	2/M	Complete	\$10,000.00	\$10,000.00
18	Pigtown Main Street Inc.	Clean & Green Team	2	2/M	Complete	\$15,000.00	\$15,000.00
18	Blue Water Baltimore	Community Development in Cher	2	2/M	Complete	\$25,000.00	\$25,000.00
18	Living Classrooms Foundation	BEE SMART (Baltimore Environm	2	2/M	Complete	\$25,000.00	\$25,000.00
18	Lakeland Elementary/Middle School	Early Childhood Playground	2	2/M	Complete	\$29,908.32	\$29,908.32
18	The Marching Elite Foundation	March on Wheels	2	2/M	Complete	\$31,000.00	\$31,000.00
18	Southwest Partnership, Inc.	Pigtown Renaissance	2	2/M	Complete	\$50,000.00	\$50,000.00
18	Federal Hill Main Street	FHMS Program Initiatives	2	3/L	Complete	\$35,000.00	\$35,000.00
18	The Cherry Hill Eagles Foundation	Youth Programming & General O	2	3/L	Complete	\$49,971.80	\$49,971.80
18	Spelman Road Gentleman's Club	Spelman Road Gentleman's Club	N/A	D	Complete	\$1,045.00	\$1,045.00

FY	Third Party Provider	Project Title	Grant Cycle	Grant Tier	Project Status	SBGP Funding Amount	SBGP Funding Expended
18	Cherry Hill Homes Tenant Council	Holiday Party	N/A	D	Complete	\$1,245.90	\$1,245.90
18	Associated Catholic Charities, Inc.	Baltimore City Head Start Sum	N/A	D	Complete	\$86,000.00	\$86,000.00
19	South Baltimore Learning Center (SBLC)	SBLC: Learning Works	3	1/S	Complete	\$562.50	\$562.50
19	Spelman Road Gentleman's Club	Spelman Road Gentleman's Club	3	1/S	Complete	\$1,941.03	\$1,941.03
19	Cherry Hill Community Alumni Board	The Harvest Fest	3	1/S	Complete	\$4,528.06	\$4,528.06
19	South Baltimore Partnership	SBP Junior Green Team	3	1/S	Complete	\$4,944.34	\$4,944.34
19	Pigtown Community Garden	Sustainability and Safety at	3	1/S	Complete	\$4,952.64	\$4,952.64
19	Baltimore Community ToolBank	Inventory Enhancements in Res	3	1/S	Complete	\$4,988.58	\$4,988.58
19	Fishes & Loaves Pantry, Inc.	South Baltimore Mobile Pantry	3	1/S	Complete	\$4,995.01	\$4,995.01
19	Federal Hill South Neighborhood Associati	TreeUp 2018-19	3	1/S	Complete	\$5,000.00	\$5,000.00
19	Federal Hill South Neighborhood Associati	Parking Pass Pickup Event/Bas	3	1/S	Complete	\$5,000.00	\$5,000.00
19	Leadenhall Baptist Church	Community Eating Together Exp	3	1/S	Complete	\$5,000.00	\$5,000.00
19	LET'S GO Boys and Girls, Inc	LET'S GO STEM: College and Ca	3	1/S	Complete	\$5,000.00	\$5,000.00
19	Pigtown Food For Thought	Empowering Carroll Street Com	3	1/S	Complete	\$5,000.00	\$5,000.00
19	South Baltimore Partnership	A Slice of Historic Sharp Lea	3	1/S	Complete	\$5,000.00	\$5,000.00
19	Southwest Baltimore Charter School (SWBC)	Sowebo Landmark 5k - 2018	3	1/S	Complete	\$5,000.00	\$5,000.00
19	Teach For America Baltimore	Lakeland Elementary/Middle Sc	3	1/S	Complete	\$5,000.00	\$5,000.00
19	Enoch Pratt Free Library	Washington Village Library Re	3	2/M	Cancelled	\$0.00	\$0.00
19	Federal Hill Main Street	FHMS Clean & Green Intiative	3	2/M	Complete	\$36,500.00	\$36,500.00
19	Pigtown Main Street Inc.	Big Pigtown Projects = Big Pi	3	2/M	Complete	\$49,310.00	\$49,310.00
19	Healthy Neighborhoods, Inc.	HNI Expansion to Pigtown and	3	2/M	Complete	\$49,990.00	\$49,990.00
19	Youth Resiliency Institute (Fusion Partne	Cherry Hill Youth Arts, Music	3	3/L	Complete	\$49,978.75	\$49,978.75
19	Living Classrooms Foundation	SLURRP (School Leadership in	3	3/L	Complete	\$50,000.00	\$50,000.00
19	Paul's Place, Inc.	SW Baltimore Culinary Arts Tr	3	3/L	Complete	\$77,503.32	\$77,503.32
19	Rails to Trails Conservancy	Advancing the Baltimore Green	3	3/L	Complete	\$80,069.92	\$80,069.92
19	Thomas Johnson EMS PTO	LIVE WELL! A Family Health an	4	1/S	Complete	\$2,157.29	\$2,157.29
19	Ridgely's Delight Association Beautificat	Roots In Ridgely's	4	1/S	Complete	\$2,362.63	\$2,362.63
19	Westport Community Economic Development C	Harbor West Collaborative Sun	4	1/S	Complete	\$2,434.98	\$2,434.98
19	Sowebo Landmark 5K Planning Committee	Sowebo Landmark 5k - 2019	4	1/S	Complete	\$4,880.12	\$4,880.12
19	Baltimore Community ToolBank	Environmental Education & Inv	4	1/S	Complete	\$4,985.81	\$4,985.81
19	Safe Streets Cherry Hill	Team Building for Youth of Ch	4	1/S	Complete	\$4,995.15	\$4,995.15
19	South Baltimore Neighborhood Association	2nd Annual SBNA Block Party	4	1/S	Complete	\$4,999.02	\$4,999.02
19	National Wildlife Federation	B'More Wild Fest	4	1/S	Complete	\$4,999.82	\$4,999.82
19	Cherry Hill United Methodist Church	Soup Kitchen and Food Pantry	4	1/S	Complete	\$5,000.00	\$5,000.00
19	Fishes & Loaves Pantry, Inc.	Fishes and Loaves Community B	4	1/S	Complete	\$5,000.00	\$5,000.00
19	LET'S GO Boys and Girls, Inc	LET'S GO Westport STEM Progra	4	1/S	Complete	\$5,000.00	\$5,000.00
19	Paul's Place, Inc.	Paul's Place After-School Pro	4	1/S	Complete	\$5,000.00	\$5,000.00
19	South Baltimore Partnership	South Baltimore Sustainabilit	4	1/S	Complete	\$5,000.00	\$5,000.00
19	Teach for America Baltimore	2019 Teach For America Alumni	4	1/S	Complete	\$5,000.00	\$5,000.00
19	The Kerry Kares Foundation	Identity Project	4	1/S	Cancelled	\$0.00	\$0.00
19	GiveFit	Free Group Fitness Classes Bu	4	2/M	Complete	\$4,108.72	\$4,108.72
19	Pigtown Main Street Inc.	Pigtown's Grand Slam Pig!, ev	4	2/M	Complete	\$9,000.00	\$9,000.00
19	NEWfit	NEWfit in Southwest Baltimore	4	2/M	Complete	\$13,412.24	\$13,412.24
19	Civic Works	Baltimore Orchard Project	4	2/M	Complete	\$13,421.94	\$13,421.94
19	Living Classrooms Foundation	BEE SMART (Baltimore Environm	4	2/M	Complete	\$14,780.00	\$14,780.00
19	NEWfit	NEWfit Youth Sports	4	2/M	Complete	\$22,701.36	\$22,701.36
19	GiveFit	Free Group Fitness Classes	4	2/M	Complete	\$32,257.70	\$32,257.70
19	Boys & Girls Clubs of Metropolitan Baltim	Program & Capacity Building S	4	2/M	Complete	\$34,757.98	\$34,757.98
19	Federal Hill Main Street	FHMS Business District Cleanl	4	2/M	Complete	\$36,787.50	\$36,787.50
19	Institute for Local Self-Reliance	Baltimore Composting for Comm	4	2/M	Complete	\$47,499.54	\$47,499.54
19	Riverside Neighborhood Association	Splash City: Riverside Pool	4	2/M	Complete	\$49,500.00	\$49,500.00
19	Salem Lutheran Church South Baltimore	Riverside Third Space	4	2/M	Complete	\$49,995.00	\$49,995.00
19	The Cherry Hill Eagles Foundation	Cherry Hill Eagles	4	3/L	Complete	\$85,954.90	\$85,954.90
19	Citizens of Pigtown	Operating Support for GL Insu	N/A	D	Complete	\$654.00	\$654.00
19	Restoring Inner City Hope (RICH)	Prayer Walk, 2018	N/A	D	Complete	\$1,294.50	\$1,294.50
19	Cherry Hill Homes Tenant Council	Cherry Hill Family Fun Camp	N/A	D	Complete	\$1,701.99	\$1,701.99

FY	Third Party Provider	Project Title	Grant Cycle	Grant Tier	Project Status	SBGP Funding Amount	SBGP Funding Expended
19	Cherry Hill Homes Tenant Council	Cherry Hill Tenant Housing Me	N/A	D	Complete	\$1,915.13	\$1,915.13
19	Southwest Partnership, Inc.	Pigtown Housing Fair	N/A	D	Complete	\$4,793.97	\$4,793.97
20	Neighbors of Scott Street (Citizens of Pi	Scott St. Block Party	5	1/S	Cancelled	\$0.00	\$0.00
20	God's Best Family Inc.	So. Baltimore Unity Feast	5	1/S	Complete	\$1,200.00	\$1,200.00
20	Federal Hill Preparatory School Parent Te	Fed Hill Prep Programs	5	1/S	Complete	\$2,915.73	\$2,915.73
20	Lakeland Elementary Middle School	Lakeland Library Reno.	5	1/S	Complete	\$3,456.00	\$3,456.00
20	South Baltimore Partnership (Fusion Partn	Senior Committee	5	1/S	Complete	\$4,879.27	\$4,879.27
20	SCRAP B-More	Community Craft Nights	5	1/S	Complete	\$4,907.77	\$4,907.77
20	UMBC Foundation	Crossing Borders	5	1/S	Complete	\$4,950.00	\$4,950.00
20	South Baltimore Partnership (Fusion Partn	Green Team	5	1/S	Complete	\$4,964.00	\$4,964.00
20	My G.I.R.L.S., Inc.	Champions on the Rise!	5	1/S	Complete	\$4,985.00	\$4,985.00
20	Baltimore Community ToolBank	Networking & Inventory	5	1/S	Complete	\$5,000.00	\$5,000.00
20	Church of the Advent	Community Room Project	5	1/S	Complete	\$5,000.00	\$5,000.00
20	Farm Alliance of Baltimore	Classes, Demo & Farmstand	5	1/S	Complete	\$5,000.00	\$5,000.00
20	Resident Services Incorporated	Westport Rising Stars	5	1/S	Complete	\$5,000.00	\$5,000.00
20	Teach For America	Lakeland EMS CM Support	5	1/S	Complete	\$5,000.00	\$5,000.00
20	Fishes & Loaves Pantry, Inc.	Fishes & Loaves Pantry	5	2/M	Complete	\$17,997.82	\$17,997.82
20	Maryland Food Bank	Pantry on the Go	5	2/M	Complete	\$27,519.98	\$27,519.98
20	Baltimore Community Rowing	Reach High Rowing	5	2/M	Complete	\$49,995.00	\$49,995.00
20	Cherry Hill Development Corporation	Patapsco Elementary School	5	3/L	Complete	\$45,524.46	\$45,524.46
20	Cherry Hill Eagles Foundation, Inc	Cherry Hill Youth Dev.	5	3/L	Complete	\$60,000.00	\$60,000.00
20	Black Yield Institute	Cherry Hill Agrihood Proj.	5	3/L	Complete	\$100,000.00	\$100,000.00
20	Cherry Hill Eagles Foundation	Workers Compensation Insurance	N/A	D	Complete	\$495.00	\$495.00
21	Neighbors Meeting Neighbors	Neighbors Block Party	6	1/S	Complete	\$2,382.00	\$2,382.00
21	Southwest Community Council dba Citizens	COP Marketing	6	1/S	Complete	\$4,979.26	\$4,979.26
21	Baltimore Community ToolBank	Enhancements to Inventory	6	1/S	Complete	\$5,000.00	\$5,000.00
21	LET'S GO Boys and Girls	LET'S GO Westport & Lakeland	6	1/S	Complete	\$5,000.00	\$5,000.00
21	Institute for Local Self-Reliance (ILSR)	Baltimore Compost Project	6	2/M	Complete	\$7,777.70	\$7,777.70
21	Living Classrooms	BEE SMART Summer Program	6	2/M	Complete	\$8,000.00	\$8,000.00
21	American Visionary Art Museum	Flicks from the Hill 2021	6	2/M	Complete	\$11,578.00	\$11,578.00
21	Federal Hill Main Street, Inc.	Fed Hill Main St. Op. Support	6	2/M	Complete	\$14,487.00	\$14,487.00
21	Westport Patriots	Facility Prep, Program Support	6	2/M	Complete	\$36,869.00	\$36,869.00
21	Baltimore Outreach Services	Wellness for Families	6	2/M	Complete	\$40,000.00	\$40,000.00
21	Baltimore Compost Collective	Baltimore Compost Project	6	2/M	Complete	\$40,777.70	\$40,777.70
21	Family Health Centers of Baltimore Inc.	Maternal Child Initiative	6	2/M	Complete	\$40,958.56	\$40,958.56
21	Westport Patriots	Youth Sports Competitions	6	2/M	Complete	\$45,483.00	\$45,483.00
21	Pigtown Main Street	Pigtown ABC easy as 1,2,3	6	2/M	Complete	\$47,421.00	\$47,421.00
21	Southwest Partnership	Bird Ambassadors	6	2/M	Complete	\$47,421.00	\$47,421.00
21	Boys & Girls Clubs of Metropolitan Baltim	Westport Boys & Girls Club	6	2/M	Complete	\$48,500.00	\$48,500.00
21	Thomas Johnson Elementary Middle School P	Thomas Johnson Outdoor Space	6	2/M	Complete	\$49,950.00	\$49,950.00
21	Cherry Hill United Methodist Church	Soup Kitchen & Pantry	7	1/S	Complete	\$5,000.00	\$5,000.00
21	LETS GO Boys and Girls, Inc..	Westport MD Science Olympiad	7	1/S	Complete	\$5,000.00	\$5,000.00
21	Pigtown Community Garden.	Garden Program Support	7	1/S	Complete	\$5,000.00	\$5,000.00
21	Saint Agnes Hospital Foundation, Inc.	Saint Agnes Food Rx Program	7	2/M	Cancelled	\$0.00	\$0.00
21	Baltimore Office of Promotion & The Arts,	Sharp-Leadenhall Mural..	7	2/M	Canceled	\$0.00	\$0.00
21	SCRAP School and Community Reuse Action P	Reuse Arts Installation	7	2/M	Complete	\$3,397.88	\$3,397.88
21	Leveling the Playing Field, Inc. .	Westport Program Support.	7	2/M	Complete	\$10,000.00	\$10,000.00
21	My Fathers Plan, Inc..	Community Cleanup.	7	2/M	Complete	\$13,000.00	\$13,000.00
21	"Southwest Community Council d/b/a Citiz	Carroll Park Gateway	7	2/M	Complete	\$28,058.27	\$28,058.27
21	George Washington Elementary School	GWES Outdoor Space	7	2/M	Complete	\$29,000.00	\$29,000.00
21	Higher Achievement Program, Inc.	After-School Programming.	7	2/M	Complete	\$29,975.06	\$29,975.06
21	Fishes and Loaves Pantry, Inc..	"Fishes and Loaves Pantry."	7	2/M	Complete	\$34,987.76	\$34,987.76
21	Up2Us, Inc..	Youth Development Training..	7	2/M	Complete	\$35,000.00	\$35,000.00
21	Southwest Partnership, Inc.	Carey St. Bridge Updates	7	2/M	Complete	\$36,000.00	\$36,000.00
21	"Cherry Hill Eagles Foundation, Inc.."	Program Support..	7	2/M	Complete	\$37,626.02	\$37,626.02
21	Resident Services Incorporated	Bedtime in a Box	7	2/M	Complete	\$39,043.00	\$39,043.00
21	RICH Organization d/b/a Restoring Inner C	"RICH Workforce Development.."	7	2/M	Complete	\$43,804.65	\$43,804.65
21	Westport Community Economic Development	Green Ambassadors..	7	2/M	Complete	\$45,000.00	\$45,000.00

FY	Third Party Provider	Project Title	Grant Cycle	Grant Tier	Project Status	SBGP Funding Amount	SBGP Funding Expended
21	My G.I.R.L.S. Inc..	The Thrown Awaits..	7	2/M	Complete	\$49,895.00	\$49,895.00
21	Black Yield Institute, Inc.	Food Sovereignty ..	7	3/L	Complete	\$59,392.11	\$59,392.11
22	GraceCity Church	Good Neighbor Nutrition	8	1/S	Complete	\$3,775.44	\$3,775.44
22	Federal Hill Main Street, Inc.."	Free Family Programs.	8	2/M	Complete	\$11,568.83	\$11,568.83
22	Living Classrooms Foundation	Masonville Cove School	8	2/M	Complete	\$17,000.00	\$17,000.00
22	"South Creek Community Development Corpor	Pantry on the Go	8	2/M	Complete	\$25,000.00	\$25,000.00
22	National Federation of the Blind.	Blind Civil Rights Museum..	8	2/M	Complete	\$27,000.00	\$27,000.00
22	Federal Hill Prep Parent Teacher Organiz	Facility Improvements	8	2/M	Complete	\$32,062.60	\$32,062.60
22	Westport Community Economic Development C	Welcome to Harbor West	8	2/M	Complete	\$39,572.00	\$39,572.00
22	LET'S GO Boys and Girls.	Grow through STEM	8	2/M	Complete	\$45,000.00	\$45,000.00
22	Baltimore Community Rowing	Reach High Baltimore	8	2/M	Complete	\$45,594.60	\$45,594.60
22	Baltimore Animal Rescue and Care Shelter	Preserving Families .	8	3/L	Completed	\$30,000.00	\$30,000.00
22	Leadenhall Baptist Church.	Window Restoration	8	3/L	Complete	\$50,000.00	\$50,000.00
22	Cherry Hill Development Corporation	Blight Reduction	8	3/L	Complete	\$100,000.00	\$100,000.00
22	Ebenezer Kingdom Builders, Inc.	First Floor Renovation.	8	3/L	Active	\$100,000.00	\$95,610.99
22	Federal Hill Neighborhood Association, In	Cross Street Block Party	9	0/Spark	Complete	\$1,300.00	\$1,300.00
22	Baltimore Community ToolBank	Networking & Inventory	9	0/Spark	Complete	\$2,000.00	\$2,000.00
22	Lakeland Community Association Partnersh	Lakeland Connection .	9	0/Spark	Complete	\$2,000.00	\$2,000.00
22	The Kerry Kares Foundation, Inc..	Senior Bus Trip.	9	1/S	Complete	\$2,250.00	\$2,250.00
22	Neighbors Meeting Neighbors	Neighbors Block Party	9	1/S	Complete	\$2,732.34	\$2,732.34
22	"Barre Circle Community Association."	McHenry St. Fencing	9	1/S	Complete	\$2,895.00	\$2,895.00
22	George Washington Elementary School, Bal	GWES Shade Structure.	9	1/S	Complete	\$4,650.00	\$4,650.00
22	South Baltimore United, Inc.	Community News	9	1/S	Complete	\$4,979.00	\$4,979.00
22	South Baltimore Neighborhood Association	Tree Canopy Care & Expansion	9	1/S	Complete	\$4,985.00	\$4,985.00
22	1012 Sports.	Football Mentorship.	9	1/S	Complete	\$4,990.70	\$4,990.70
22	Fishes and Loaves Pantry Inc..	Lakeland Block Party.	9	1/S	Complete	\$5,000.00	\$5,000.00
22	Our Joyful Noise Baltimore Inc.	Music in the Air.	9	1/S	Complete	\$5,000.00	\$5,000.00
22	Restoring Inner City Hope, Inc..	RICH Workforce Development	9	1/S	Complete	\$5,000.00	\$5,000.00
22	South Baltimore Learning Corp Inc	Book Lovers Unity Cookout.	9	1/S	Complete	\$5,000.00	\$5,000.00
22	Taste Wise Kids Inc.	Days of Taste	9	1/S	Complete	\$5,000.00	\$5,000.00
22	Friends of Carroll Park Inc.	Chant Down 2022	9	2/M	Complete	\$8,000.00	\$8,000.00
22	Baltimore Urban Baseball Association	Support for Coaching	9	2/M	Complete	\$10,000.00	\$10,000.00
22	Southwest Community Council Inc. dba Citi	Sharps Disposal	9	2/M	Complete	\$16,100.00	\$16,100.00
22	Federal Hill Main Street, Inc..	Business and Resident Support	9	2/M	Complete	\$30,311.96	\$30,311.96
22	Higher Achievement Program, Inc.	Higher Achievement	9	2/M	Complete	\$40,000.00	\$40,000.00
22	God's Best Family, Inc.	South Balt Engagement Center	9	2/M	Complete	\$41,700.00	\$41,700.00
22	Baltimore Outreach Services Inc. .	Journey to Independence	9	2/M	Complete	\$45,000.00	\$45,000.00
22	Saint Barnabas and Saint Susanna (SBSS) C	Courtyard renovation	9	2/M	Complete	\$45,000.00	\$45,000.00
22	Southwest Partnership, Inc.	CCB Elem School Playground	9	2/M	Complete	\$48,980.00	\$48,980.00
22	4MYCITY Inc.	Community Composting	9	2/M	Complete	\$49,500.00	\$49,500.00
22	Baltimore Compost Collective	Compost Programs	9	2/M	Complete	\$49,500.00	\$49,500.00
22	Living Classrooms Foundation Inc.	BEESMART Summer Program	9	2/M	Complete	\$49,602.00	\$49,602.00
22	Harbor Hospital, Inc. dba MedStar Harbor	Harbor Park West	9	2/M	Complete	\$49,628.00	\$49,628.00
22	Waterfront Partnership of Baltimore	Water Trail Master Plan	9	3/L	Complete	\$70,000.00	\$70,000.00
22	Pigtown Main Street Inc..	Progress In Pigtown .	9	3/L	Complete	\$70,700.00	\$70,700.00
22	Black Yield Institute.	Food Sovereignty Strategy	9	3/L	Complete	\$70,703.02	\$70,703.02
23	Federal Hill South Neighborhood Associat	Community Greening.	10	0/Spark	Complete	\$1,885.32	\$1,885.32
23	Neighbors Meeting Neighbors	Marketing.	10	1/S	Complete	\$3,000.00	\$3,000.00
23	"Federal Hill Neighborhood Association In	Historic House Tour.	10	1/S	Complete	\$4,665.98	\$4,665.98
23	Libraries Without Borders	Baltimore Crown Project.	10	2/M	Canceled	\$0.00	\$0.00
23	Baltimore Community ToolBank.	Enhancing Safety & Security.	10	2/M	Complete	\$11,399.68	\$11,399.68
23	God's Best Family Inc.	South Balt Engagement Center	10	2/M	Complete	\$30,000.00	\$30,000.00
23	Living Classrooms Foundation	Climate Changemakers	10	2/M	Complete	\$39,335.00	\$39,335.00
23	"National Audubon Society dba Patterson P	Bird Ambassadors	10	2/M	Complete	\$42,000.00	\$42,000.00
23	LET'S GO Boys and Girls, Inc.	LET'S GO STEM	10	2/M	Complete	\$48,999.90	\$48,999.90
23	Business Volunteers Maryland.	Capacity Accelerator	10	3/L	Complete	\$70,000.00	\$70,000.00

FY	Third Party Provider	Project Title	Grant Cycle	Grant Tier	Project Status	SBGP Funding Amount	SBGP Funding Expended
23	Elev8 Baltimore Inc.	Adult High School.	10	3/L	Complete	\$72,542.73	\$72,542.73
23	Southwest Community Council dba Citizens	Telecommunication Grant	11	0/Spark	Complete	\$1,735.91	\$1,735.91
23	Stars & Stripes Parade Committee	Federal Hill July 4th Parade	11	0/Spark	Complete	\$1,995.00	\$1,995.00
23	Federal Hill Neighborhood Association	Cross Street Block Party	11	0/Spark	Complete	\$1,999.11	\$1,999.11
23	South Baltimore Neighborhood Association	SBNA Marketing Improvement	11	1/S	Complete	\$1,242.96	\$1,242.96
23	Pigtown Food For Thought Gardens	PFFT - Steel Boxes and Signs	11	1/S	Complete	\$2,110.95	\$2,110.95
23	South Baltimore United, Inc.	I Love SoBo Day	11	1/S	Complete	\$3,285.00	\$3,285.00
23	Neighbors Meeting Neighbors	Block Party	11	1/S	Complete	\$4,000.00	\$4,000.00
23	Federal Hill Preparatory School PTO	Field Trips Transportation	11	1/S	Complete	\$4,500.00	\$4,500.00
23	South Baltimore Learning Center	Book Lovers Community Cookout	11	1/S	Complete	\$4,932.65	\$4,932.65
23	Saint Barnabas and Saint Susanna Coptic O	Community Service Coordinator	11	1/S	Complete	\$4,946.75	\$4,946.75
23	Cherry Hill United Methodist Church	CHUMC - Food Ministry	11	1/S	Complete	\$5,000.00	\$5,000.00
23	Our Joyful Noise Baltimore	Music in the Air Concerts	11	1/S	Complete	\$5,000.00	\$5,000.00
23	South Creek Community Development Corpora	S.M.A.R.T. Kids Hub	11	1/S	Complete	\$5,000.00	\$5,000.00
23	Southwest Community Council dba Citizens	Gateway Murals	11	2/M	Complete	\$9,457.91	\$9,457.91
23	The Kerry Kares Foundation	Kerry's Krew	11	2/M	Complete	\$12,584.28	\$12,584.28
23	TasteWise Kids	Days of Taste/Food Story Time	11	2/M	Complete	\$14,000.00	\$14,000.00
23	South Baltimore Learning Center (SBLC)	SBLC Mindfulness Project	11	2/M	Complete	\$14,999.57	\$14,999.57
23	Healthy Neighborhoods Inc.	HNI Pigtown and Barre Circle	11	2/M	Complete	\$17,309.00	\$17,309.00
23	Saint Barnabas and Saint Susanna (SBSS) C	Courtyard Furnishing	11	2/M	Complete	\$20,000.00	\$20,000.00
23	Baltimore Outreach Services	Wellness 4 Homeless Families	11	2/M	Complete	\$22,499.91	\$22,499.91
23	My G.I.R.L.S., Inc.	Cheer Your Way to Wellness	11	2/M	Complete	\$30,000.00	\$30,000.00
23	Black Yield Institute	Food Sovereignty Strategy	11	2/M	Complete	\$34,234.00	\$34,234.00
23	The University of Maryland Foundation, In	Green Lions Collaborative	11	2/M	Complete	\$45,736.00	\$45,736.00
23	Improving Education	All Children Ready	11	2/M	Complete	\$49,000.00	\$49,000.00
23	Fishes & Loaves Pantry	Fishes & Loaves Pantry	11	2/M	Complete	\$49,100.00	\$49,100.00
23	Ebenezer Kingdom Builders, Inc.	First Floor Renovation	11	3/L	Active	\$75,000.00	\$25,000.00
23	Pigtown Main Street Inc.	DAP Direct Action Partnership	11	3/L	Active	\$97,500.00	\$75,971.20
23	RICH - Restoring Inner City Hope, Inc.	Youth Leadership Programming	11	3/L	Complete	\$98,373.00	\$98,373.00
23	Paul's Place, Inc.	Paul's Community Garden	11	3/L	Cancelled	\$0.00	\$0.00
24	Baltimore Community ToolBank	Community Networking	12	0/Spark	Complete	\$0.00	\$0.00
24	Baltimore Community ToolBank	Tech Inventory Enhancements	12	1/S	Complete	\$3,600.00	\$3,600.00
24	Baltimore Outreach Services, Inc	BOS Shelter Youth Education	12	1/S	Complete	\$4,200.00	\$4,200.00
24	Thomas Johnson Elementary Middle School P	Field Trip Transportation	12	1/S	Active	\$4,600.00	\$3,715.00
24	Riverside Neighborhood Association, Inc.	Riverside Placemaking Kickoff	12	1/S	Active	\$5,000.00	\$2,202.54
24	Pride of Baltimore, Inc.	Pride II: Free Sails	12	2/M	Complete	\$9,661.50	\$9,661.50
24	South Creek Community Development Corpora	Concert and Dance Project	12	2/M	Active	\$10,000.00	\$7,036.93
24	Baltimore Animal Rescue and Care Shelter	Keeping Pets With Families	12	2/M	Complete	\$15,000.00	\$15,000.00
24	Living Classrooms Foundation	Environmental Education at MC	12	2/M	Complete	\$15,000.00	\$15,000.00
24	Cherry Hill United Methodist Church	Food Ministry Mobile Pantry	12	2/M	Active	\$15,000.00	\$2,855.06
24	Federal Hill Main Street, Inc.	FedHill Local Vitality	12	2/M	Complete	\$16,000.00	\$16,000.00
24	City of Refuge Baltimore	CORB's Food Stability Program	12	2/M	Active	\$24,530.49	\$0.00
24	Historic Sharp Leadenhall Community	Year of Preservation for All	12	2/M	Active	\$24,582.00	\$21,607.80
24	Baltimore Office of Promotion and the Art	Sobo Concert Series	12	2/M	Active	\$25,000.00	\$23,950.00
24	God's Best Family Inc	Family Programs	12	2/M	Complete	\$30,000.00	\$30,000.00
24	Higher Achievement Program, Inc.	Closing Opportunity Gaps	12	2/M	Complete	\$30,000.00	\$30,000.00
24	Cherry Hill Strong Inc.	Community Wellness	12	2/M	Active	\$30,000.00	\$0.00
24	National Audubon Society dba Audubon Mid-	Awareness & Action in Pigtown	12	2/M	Complete	\$35,000.00	\$35,000.00
24	The Be. Org	The Food Playground - CCB	12	2/M	Active	\$35,000.00	\$19,125.00
24	Mount Winans Community Development Corpor	Boosting Community Wellness	12	2/M	Active	\$45,000.00	\$3,000.00
24	Resident Services Inc.	Project 1902	12	2/M	Active	\$45,000.00	\$25,000.00
24	Federal Hill Neighborhood Association Inc	Greening UP4Fam	12	2/M	Active	\$48,450.00	\$34,776.76
24	LETS GO Boys and Girls, Inc	STEM Career Catalyst	12	2/M	Complete	\$49,899.40	\$49,899.40
24	Baltimore Community Rowing	Reach High Baltimore	12	2/M	Complete	\$49,995.00	\$49,995.00
24	Harbor Hospital, Inc. dba MedStar Harbor	Mobile Health Center Program	12	2/M	Active	\$49,999.00	\$24,562.77
24	Cherry Hill Development Corporation	Blight Reduction Phase 2	12	2/M	Complete	\$49,999.99	\$49,999.99

FY	Third Party Provider	Project Title	Grant Cycle	Grant Tier	Project Status	SBGP Funding Amount	SBGP Funding Expended
24	Federal Hill Neighborhood Association, In	Fed Hill Public Space	13	0/Spark	Active	\$2,000.00	\$0.00
24	Food Rescue Baltimore	2024 Operating Support	13	1/S	Active	\$5,000.00	\$4,000.00
24	Neighbors Meeting Neighbors	Block Party 2024 - 2025	13	1/S	Active	\$5,000.00	\$0.00
24	Riverside Neighborhood Association	Riverside Park Maintenance	13	1/S	Active	\$5,000.00	\$0.00
24	Saint Barnabas and Saint Susanna Coptic O	Community Events Coordinator	13	2/M	Active	\$7,000.00	\$0.00
24	Southwest Community Council Inc	Communications & Engagement	13	2/M	Active	\$10,000.00	\$0.00
24	Federal Hill Main Street, Inc.	Reaching New Supporters	13	2/M	Active	\$18,000.00	\$0.00
24	GBF Summer Camp & Festival	GBF Summer Camp & Festival	13	2/M	Complete	\$19,961.00	\$19,961.00
24	The Ridgely's Delight Association, Inc.	Blue Crab Mural	13	2/M	Active	\$20,706.00	\$13,886.20
24	Baltimore Compost Collective	Expansion of BCC's Programs	13	2/M	Active	\$24,339.00	\$0.00
24	Environmental Justice Journalism Initiati	EJJI in South Baltimore	13	2/M	Active	\$25,000.00	\$0.00
24	Taste Wise Kids Inc	Fall TWK Program	13	2/M	Active	\$26,040.00	\$8,908.23
24	Baltimore Outreach Services	Culture/Care-Safety/Wellness	13	2/M	Active	\$30,872.00	\$0.00
24	Rails-to-Trails Conservancy	Rails-to-Trails Conservancy	13	2/M	Active	\$42,000.00	\$0.00
24	South Harbor Renaissance, Inc.	Improving Federal Hill Park	13	2/M	Active	\$46,600.00	\$22,850.00
24	Boys & Girls Clubs of Metropolitan Baltim	Health & Wellness Programs	13	2/M	Active	\$49,000.00	\$0.00
24	Improving Education Inc.	All Children Ready - Westport	13	2/M	Active	\$49,000.00	\$31,120.58
24	Cherry Hill Eagles Foundation, Incorporat	Resource Center	13	2/M	Active	\$49,999.00	\$49,986.45
24	Harbor Hospital d/b/a Medstar Harbor Hosp	Mobile Health Center	13	2/M	Active	\$49,999.00	\$0.00
24	Cherry Hill Development Corporation	Program Capacity Building	13	3/L	Active	\$72,000.00	\$31,256.00
24	Total Health Care, Inc	Social Determinants	13	3/L	Active	\$87,633.00	\$0.00
24	The United Way of Central Maryland Inc	On Track 4 Success	13	3/L	Active	\$89,228.00	\$0.00
24	Rich- Restoring Inner City Hope	RICH YWFD Program	13	3/L	Active	\$98,410.00	\$0.00
24	Leadenhall Baptist Church, Inc.	Pantry on the Go	13	3/L	Active	\$100,000.00	\$53,396.56
25	South Creek Community Development Corpora	Safety First Project	14	0/Spark	Active	\$1,350.00	\$0.00
25	Our Joyful Noise Baltimore, Inc.	Music in the Air	14	1/S	Active	\$2,500.00	\$0.00
25	Thomas Johnson Elementary Middle School P	Field Trip Transportation	14	1/S	Active	\$4,600.00	\$0.00
25	American Visionary Art Museum, Inc.	Flicks on the Hill 2025	14	2/M	Active	\$10,000.00	\$0.00
25	South Baltimore Learning Center	SB Mindfulness Project 2.0	14	2/M	Active	\$10,000.00	\$0.00
25	Baltimore Animal Rescue and Care Shelter	KPWF Program Wellness Clinics	14	2/M	Active	\$15,000.00	\$0.00
25	EndsideOut, Inc.	Know Your Health	14	2/M	Active	\$20,000.00	\$0.00
25	Higher Achievement Program, Inc.	Closing Opportunity Gaps	14	2/M	Active	\$20,000.00	\$0.00
25	Environmental Justice Journalism Initiati	EJ Science in South Baltimore	14	2/M	Active	\$22,000.00	\$0.00
25	Federal Hill Main Street	FedHill Growth & Showcase	14	2/M	Active	\$22,000.00	\$0.00
25	Federal Hill Neighborhood Association	Greener, Active Federal Hill	14	2/M	Active	\$23,669.87	\$0.00
25	Baltimore Safe Haven	LGBT Survival Mode Outreach	14	2/M	Active	\$24,957.63	\$0.00
25	Healthy Neighborhoods Inc.	Supporting Lakeland Legacy	14	2/M	Active	\$27,500.00	\$0.00
25	Federal Hill Preparatory School Parent Te	PREP Library Update	14	2/M	Active	\$28,000.00	\$0.00
25	LET'S GO Boys and Girls, Inc.	LET'S GO South Baltimore	14	2/M	Active	\$30,000.00	\$0.00
25	Baltimore Community ToolBank	Targeted Fundraising 2025	14	2/M	Active	\$35,000.00	\$0.00
25	Lakeland Community and STEAM Center	Health is Wealth	14	2/M	Active	\$46,530.00	\$0.00
25	Dream Big Foundation Inc	Cherry Hill Family Engagement	14	2/M	Active	\$49,000.00	\$0.00
25	Harbor Hospital Inc. dba MedStar Harbor H	BHB Maternal Health Site	14	2/M	Active	\$49,999.00	\$0.00
25	The Baltimore Station Inc.	Adult Recovery Court	14	3/L	Active	\$50,000.00	\$0.00
25	So What Else Inc.	South Baltimore Food Rescue	14	3/L	Active	\$70,000.00	\$0.00
25	God's Best Family Inc.	GBF All Seasons Youth Program	14	3/L	Active	\$81,650.00	\$0.00
25	RICH - Restoring Inner City Hope	Youth Programming	14	3/L	Active	\$85,000.00	\$0.00
Enhanced Services							
17	BCRP	Middle Branch Park Boat House	N/A	N/a	Complete	\$6,000.00	\$6,000.00
17	BCRP	Gwynns Falls Trail maintenanc	N/A	N/a	Complete	\$50,000.00	\$50,000.00
17	BCRP	Middle Branch Boat Launch Rep	N/A	N/a	Complete	\$94,000.00	\$94,000.00
17	Mayor's Office of Employment Development	Youthworks Summer Youth Emplo	N/A	N/a	Complete	\$100,000.00	\$100,000.00
18	Donovan Landcare fbo Barre Circle Communi	Barre Circle Landscaping	N/A	N/a	Complete	\$6,300.00	\$6,300.00
18	TITO Contracting	Mount Claire Stable Painting	N/A	N/a	Complete	\$15,231.77	\$15,231.77
18	Waterfront Partnership of Baltimore	Robert Baker Park Maintenance	N/A	N/a	Complete	\$15,422.50	\$15,422.50
18	UMBC Foundation	Lakeland STEAM Center Stairs	N/A	N/a	Complete	\$16,275.00	\$16,275.00

FY	Third Party Provider	Project Title	Grant Cycle	Grant Tier	Project Status	SBGP Funding Amount	SBGP Funding Expended
18	Living Design Lab	Carroll Park Rec Center Asses	N/A	N/a	Complete	\$18,000.00	\$18,000.00
18	Otterbein Community Association	Landscaping Services - Otterb	N/A	N/a	Complete	\$27,442.00	\$27,442.00
18	Waterfront Partnership of Baltimore	Federal Hill Capital Improvem	N/A	N/a	Complete	\$29,883.86	\$29,883.86
18	BCRP	Rhythm & Reels	N/A	N/a	Complete	\$46,000.00	\$46,000.00
18	Waterfront Partnership of Baltimore	Federal Hill Park Maintenance	N/A	N/a	Complete	\$48,047.95	\$48,047.95
18	BOPA	SOBO Summer Music Series	N/A	N/a	Complete	\$80,000.00	\$80,000.00
18	Parks and People Foundation	Free Summer Youth Sports Leag	N/A	N/a	Complete	\$98,542.00	\$98,542.00
18	Waterfront Partnership of Baltimore	Gwynns Falls Trash Wheel Desi	N/A	N/a	Complete	\$100,000.00	\$100,000.00
19	P. Flanigan & Sons, Inc.	Playground Site Work at Floren	N/A	N/a	Complete	\$0.00	\$0.00
19	BCRP	Carroll Park & Lakeland Youth	N/A	N/a	Complete	\$623.00	\$623.00
19	Baltimore Green Works	BCRP Intern-GIS Mapping	N/A	N/a	Complete	\$1,590.00	\$1,590.00
19	Waterfront Partnership of Baltimore	Robert Baker Park Maintenance	N/A	N/a	Complete	\$5,459.88	\$5,459.88
19	Ball-Starz Unlimited	Recreation program supplies	N/A	N/a	Complete	\$6,230.68	\$6,230.68
19	Scott Jones & Sons	Riverside Equipment Installat	N/A	N/a	Complete	\$7,400.00	\$7,400.00
19	Victory Stanley	Furniture/Trash Can Upgrades-	N/A	N/a	Complete	\$7,681.00	\$7,681.00
19	BCRP / Baltimore City Foundation	Day of Play 2019	N/A	N/a	Complete	\$8,367.30	\$8,367.30
19	KaBOOM!	Westport Playground - Install	N/A	N/a	Complete	\$8,500.00	\$8,500.00
19	Waterfront Partnership of Baltimore	Robert Baker Park Maintenance	N/A	N/a	Complete	\$8,630.09	\$8,630.09
19	Donovan Landcare fbo Barre Circle Communi	Barre Circle Landscaping	N/A	N/a	Complete	\$8,930.00	\$8,930.00
19	Active Social Communities / Volo City Kid	Day of Play 2019: Opening Day	N/A	N/a	Complete	\$10,000.00	\$10,000.00
19	Flag Poles	Federal Hill and Riverside Fl	N/A	N/a	Complete	\$10,168.66	\$10,168.66
19	BCRP	Patapsco Recreational Center	N/A	N/a	Complete	\$11,545.00	\$11,545.00
19	BOPA	Patapsco River Project Restor	N/A	N/a	Complete	\$11,700.00	\$11,700.00
19	Bif Browning	Rhythm & Reels 2019 - Bands	N/A	N/a	Complete	\$12,000.00	\$12,000.00
19	Sparks Quality Fencing Company	Conway St Park Fencing	N/A	N/a	Complete	\$13,061.13	\$13,061.13
19	JB Contractors	Rowing Club - Front Walk Way	N/A	N/a	Complete	\$13,920.22	\$13,920.22
19	JB Contractors	Rowing Club - Fishing Pier	N/A	N/a	Complete	\$14,754.84	\$14,754.84
19	Active Social Communities / Volo City Kid	Free Fall Youth Sports League	N/A	N/a	Complete	\$15,000.00	\$15,000.00
19	JB Contractors	Middle Branch Canoe Launch	N/A	N/a	Complete	\$15,628.00	\$15,628.00
19	Davey Tree Experts	Barre Circle Tree Pruning	N/A	N/a	Complete	\$16,340.00	\$16,340.00
19	Edrich Lumber	Mulch and Soil Donation for 2	N/A	N/a	Complete	\$17,925.00	\$17,925.00
19	BOPA	Art on the Waterfront	N/A	N/a	Complete	\$18,850.00	\$18,850.00
19	BCRP	Lakeland Steam Center Equipme	N/A	N/a	Complete	\$22,009.02	\$22,009.02
19	South Harbor Renaissance	Fed Hill Playground Upgrade	N/A	N/a	Complete	\$24,281.00	\$24,281.00
19	Waterfront Partnership of Baltimore	Federal Hill Park Maintenance	N/A	N/a	Complete	\$24,404.95	\$24,404.95
19	Waterfront Partnership of Baltimore	Enhanced Landscaping for Fede	N/A	N/a	Complete	\$24,891.12	\$24,891.12
19	Art with a Heart	Art in the Park	N/A	N/a	Complete	\$26,000.00	\$26,000.00
19	Pinehurst fbo Federal Hill Main Street, I	Federal Hill Main Street Beau	N/A	N/a	Complete	\$26,542.39	\$26,542.39
19	Friends of Carroll Park	Carroll Park Summer Concert	N/A	N/a	Complete	\$30,000.00	\$30,000.00
19	Kompan	Riverside Park Equipment	N/A	N/a	Complete	\$30,083.00	\$30,083.00
19	Geo-Technology Associates, Inc.	Reedbird Environmental Manage	N/A	N/a	Complete	\$30,710.00	\$30,710.00
19	Lorenz, Inc	Middle Branch Park Maintenanc	N/A	N/a	Complete	\$37,630.00	\$37,630.00
19	Living Classrooms	Federal Hill Main Street Clean	N/A	N/a	Complete	\$46,554.00	\$46,554.00
19	Active Social Communities / Volo City Kid	2019 South Baltimore Youth Sp	N/A	N/a	Complete	\$48,500.00	\$48,500.00
19	BCRP	Parkapalooza	N/A	N/a	Complete	\$50,000.00	\$50,000.00
19	Cal Ripkin Senior Foundation	Turf Ballfield at Reedbird	N/A	N/a	Complete	\$50,000.00	\$50,000.00
19	BOPA	SOBO Music Series 2019	N/A	N/a	Complete	\$59,575.00	\$59,575.00
19	Lorenz, Inc.	Middle Branch Landscaping	N/A	N/a	Complete	\$68,446.92	\$68,446.92
19	BCRP	Rhythm & Reels 2019 - Managem	N/A	N/a	Complete	\$72,197.94	\$72,197.94
19	Grow Home	2019 Youth Sports Program	N/A	N/a	Complete	\$76,230.00	\$76,230.00
19	Floura Teeter Landscape Architects	Westport Master Planning - Fl	N/A	N/a	Complete	\$92,726.62	\$92,726.62
19	Lorenz, Inc.	295/BW Pkwy Median Landscape	N/A	N/a	Complete	\$289,450.00	\$289,450.00
19	Youth Resiliency Institute (Fusion Partne	2019 4th of July Celebration	N/A	N/a	Complete	\$501,846.57	\$501,846.57
20	Linda Felder House of Etiquette Inc.	Fabric Face Masks	N/A	N/a	Complete	\$575.00	\$575.00
20	SBGP	COVID19 Resp: Misc Supplies	N/A	N/a	Complete	\$2,174.00	\$2,174.00
20	Active Social Communities / Volo City Kid	2020 Spring Sports East	N/A	N/a	Complete	\$2,750.00	\$2,750.00

FY	Third Party Provider	Project Title	Grant Cycle	Grant Tier	Project Status	SBGP Funding Amount	SBGP Funding Expended
20	Active Social Communities / Volo City Kid	2020 Spring Sports West	N/A	N/a	Complete	\$2,750.00	\$2,750.00
20	Active Social Communities / Volo City Kid	2020 Spring Sports South	N/A	N/a	Complete	\$2,750.00	\$2,750.00
20	Cal Ripken Senior Foundation	Digital Harbor Field Design	N/A	N/a	Complete	\$3,000.00	\$3,000.00
20	Cherry Hill Eagles Foundation	COVID-AID for Youth in Cherry	N/A	N/a	Complete	\$4,725.02	\$4,725.02
20	ShareBaby, Inc.	Baby diaper distribution	N/A	N/a	Complete	\$4,950.00	\$4,950.00
20	Fishes and Loaves Pantry	COVID-AID Lakeland	N/A	N/a	Complete	\$5,000.00	\$5,000.00
20	Federal Hill South Neighborhood Associati	Henry St. Survey & Study	N/A	N/a	Complete	\$5,000.00	\$5,000.00
20	Leveling the Playing Field	LPF SB Expansion Project	N/A	N/a	Complete	\$5,000.00	\$5,000.00
20	Active Social Communities / Volo City Kid	2020 Day of Play	N/A	N/a	Complete	\$6,500.00	\$6,500.00
20	Fishes and Loaves Pantry	Volunteer Stipends	N/A	N/a	Complete	\$7,200.00	\$7,200.00
20	Lorenz, Inc.	BW Pkwy/295 Median Maint 2020	N/A	N/a	Complete	\$7,600.00	\$7,600.00
20	Donovan Landcare	Barre Circle Mowing	N/A	N/a	Complete	\$7,650.00	\$7,650.00
20	BCRP	Buses for Dist. Summer Camps	N/A	N/a	Complete	\$10,682.00	\$10,682.00
20	Waterfront Partnership	Robert Baker Park	N/A	N/a	Complete	\$13,943.28	\$13,943.28
20	Ruppert Landscape	Otterbein Park Benches	N/A	N/a	Complete	\$15,600.00	\$15,600.00
20	Federal Hill Main Street	Federal Hill Beautification	N/A	N/a	Complete	\$15,833.00	\$15,833.00
20	Neighborhood Design Center	Neighborhood Business Reopenin	N/A	N/a	Complete	\$20,500.00	\$20,500.00
20	Youth Resiliency Institute (Fusion Partne	A Dream In Cherry Hill	N/A	N/a	Complete	\$27,010.00	\$27,010.00
20	Pigtown Main Street	Pigtown Landscaping and Mainte	N/A	N/a	Complete	\$34,037.15	\$34,037.15
20	Pigtown Main Street	Pigtown Main Street Landscape	N/A	N/a	Complete	\$38,124.94	\$38,124.94
20	Fusion Partnerships	4th of July On Middle Branch	N/A	N/a	Complete	\$38,596.74	\$38,596.74
20	Living Classrooms	Project Serve	N/A	N/a	Complete	\$43,362.00	\$43,362.00
20	Rails-To-Trails-Conservancy	Warner Streetscape Design	N/A	N/a	Complete	\$45,801.31	\$45,801.31
20	Living Classrooms Foundation	Project SLURRP	N/A	N/a	Complete	\$49,132.00	\$49,132.00
20	Active Social Communities / Volo City Kid	Volo City Fall Youth Sports	N/A	N/a	Complete	\$49,500.00	\$49,500.00
20	Federal Hill Main Street, Inc.	FHMS Capacity & Brand	N/A	N/a	Complete	\$49,696.00	\$49,696.00
20	Baltimore Urban Baseball Association (BUB	Urban Youth Baseball	N/A	N/a	Complete	\$49,990.00	\$49,990.00
20	Living Classrooms Foundation	Federal Hill Beautification	N/A	N/a	Complete	\$58,340.50	\$58,340.50
20	Waterfront Partnership	Federal Hill Park	N/A	N/a	Complete	\$59,193.24	\$59,193.24
20	Cherry Hill Eagels Foundation	Cherry Hill Eagles Youth Dev.	N/A	N/a	Complete	\$65,388.00	\$65,388.00
20	BCRP	BCRP Canoe and Outdoor Rec	N/A	N/a	Complete	\$71,315.00	\$71,315.00
20	Westport Community Economic Development C	Westport Aid Distribution	N/A	N/a	Complete	\$72,393.25	\$72,393.25
20	Cherry Hill Development Corporation	Cherry Hill Aid Distribution	N/A	N/a	Complete	\$92,394.00	\$92,394.00
20	Southwest Baltimore Charter School Inc.	Motorized Gym Divider Wall	N/A	N/a	Complete	\$100,000.00	\$100,000.00
20	Maryland Food Bank	Food Bank COVID-19 Delivery	N/A	N/a	Complete	\$500,000.00	\$500,000.00
21	Cherry Hill Tenant Council	Home board games to promote sa	N/A	N/a	Complete	\$1,475.75	\$1,475.75
21	Cherry Hill Eagles Foundation	Summer 2021 Youth Development	N/A	N/a	Complete	\$2,100.00	\$2,100.00
21	Pigtown Main Street Inc.	Pigtown Reopening Incentives	N/A	N/a	Complete	\$4,635.00	\$4,635.00
21	Fishes and Loaves Pantry Inc.	COVID-19 Aid July Volunteers	N/A	N/a	Complete	\$4,800.00	\$4,800.00
21	Donovan Landcare	Barre Circle Lawn & Leaf Care	N/A	N/a	Complete	\$7,650.00	\$7,650.00
21	Victor Stanley, Inc.	Middle Branch Park Trash Cans	N/A	N/a	Complete	\$7,986.00	\$7,986.00
21	Lorenz, Inc	Middle Branch Maintenance	N/A	N/a	Complete	\$9,450.00	\$9,450.00
21	Active Social Communities dba Volo City K	Winter21 Virtual Youth Sports	N/A	N/a	Complete	\$10,000.00	\$10,000.00
21	Pigtown Main Street	Business Reopening Project	N/A	N/a	Complete	\$10,702.94	\$10,702.94
21	Graham Projects LLC	Pigtown Placemaking Design	N/A	N/a	Complete	\$11,760.00	\$11,760.00
21	Waterfront Partnership	Robert Baker Park Maintenance	N/A	N/a	Complete	\$15,592.21	\$15,592.21
21	Lorenz, Inc	Middle Branch Clearing '21	N/A	N/a	Complete	\$18,500.00	\$18,500.00
21	Graham Projects LLC	Pigtown Placemaking Mngmt	N/A	N/a	Complete	\$20,130.00	\$20,130.00
21	Waterfront Partnership	GF Trash Wheel Operating	N/A	N/a	Complete	\$23,000.00	\$23,000.00
21	Aspen Building Products, Inc	Mt Clare Museum Gate & Fence	N/A	N/a	Complete	\$23,355.00	\$23,355.00
21	Grow Home, Inc.	Summer Youth Sports	N/A	N/a	Complete	\$25,242.59	\$25,242.59
21	Rummel, Klepper & Kahl, LLP	Field Light Soil Borings	N/A	N/a	Complete	\$26,395.00	\$26,395.00
21	Victor Stanley, Inc.	Carroll Park Trash Cans	N/A	N/a	Complete	\$29,713.00	\$29,713.00
21	Pinehurst Landscape Company, Inc.	PTMS 2021 Landscape Maint.	N/A	N/a	Complete	\$30,319.85	\$30,319.85
21	Graham Projects LLC	Pigtown Placemaking Installtn	N/A	N/a	Complete	\$33,210.00	\$33,210.00
21	Pinehurst Landscaping Co., Inc.	Pigtown Reopening	N/A	N/a	Complete	\$33,345.18	\$33,345.18

FY	Third Party Provider	Project Title	Grant Cycle	Grant Tier	Project Status	SBGP Funding Amount	SBGP Funding Expended
21	Pinehurst Landscaping Co., Inc.	Federal Hill Reopening	N/A	N/a	Complete	\$33,890.96	\$33,890.96
21	Active Social Communities dba Volo City K	Summer Youth Sports	N/A	N/a	Complete	\$35,000.00	\$35,000.00
21	Geo-Technology Associates, Inc.	MBFWC Sub-Slab Ventilation	N/A	N/a	Complete	\$41,334.48	\$41,334.48
21	Cherry Hill Eagles Foundation	Spring-Fall 2021 Programming	N/A	N/a	Complete	\$47,041.44	\$47,041.44
21	Cherry Hill Eagles Foundation	2021 Overhead Support	N/A	N/a	Complete	\$47,197.83	\$47,197.83
21	Graham Projects LLC	Pigtown Placemaking Procure	N/A	N/a	Complete	\$49,900.00	\$49,900.00
21	Baltimore Urban Baseball Association (BUB	Facility Rent	N/A	N/a	Complete	\$56,000.00	\$56,000.00
21	Federal Hill Main Street	FHMS Reopening	N/A	N/a	Complete	\$61,550.11	\$61,550.11
21	Waterfront Partnership	Federal Hill Park Maintenance	N/A	N/a	Complete	\$64,354.24	\$64,354.24
21	Geo-Technology Associates, Inc.	Reedbird Park Enviro. Assess.	N/A	N/a	Complete	\$109,503.02	\$109,503.02
21	Youth Resiliency Institute	Virtual 4th of July	N/A	N/a	Complete	\$147,690.90	\$147,690.90
21	Cal Ripken Sr. Foundation, Inc.	Turf Ballfield at Reedbird	N/A	N/a	Complete	\$1,100,266.09	\$1,100,266.09
22	Bartlett Tree Company Expert	Tree removal Fed Hill MS	N/A	N/a	Complete	\$0.00	\$0.00
22	Blue Water Baltimore	Trash Clean Ups So. Baltimore	N/A	N/a	Canceled	\$0.00	\$0.00
22	South Baltimore Partnership	Annual Heritage Festival	N/A	N/a	Complete	\$750.00	\$750.00
22	Lorenz, Inc .	Middle Branch Storm Debris	N/A	N/a	Complete	\$850.00	\$850.00
22	Renovation Resources	Baltimore Bolts Workshop Reno	N/A	N/a	Complete	\$2,945.00	\$2,945.00
22	ECS Mid Atlantic, LLC	Riverside Gazebo Assessment	N/A	N/a	Complete	\$3,000.00	\$3,000.00
22	Baltimore City Rec and Parks Youth Sports	Youth Sports Equipment	N/A	N/a	Complete	\$4,588.05	\$4,588.05
22	B&O Railroad Museum, Inc.	Black History Film Festival	N/A	N/a	Complete	\$5,000.00	\$5,000.00
22	Southwest Sports and Fitness Alliance	2021 Sowebo Landmark 5k	N/A	N/a	Complete	\$5,000.00	\$5,000.00
22	Southwest Sports and Fitness Alliance	Tee Off for Kids Classic	N/A	N/a	Complete	\$5,000.00	\$5,000.00
22	My Father's Plan	FHMS Cleaning Bridge Contract	N/A	N/a	Complete	\$6,000.00	\$6,000.00
22	God's Best Family, Inc.	Operating Support	N/A	N/a	Active	\$8,025.00	\$0.00
22	Youth Resiliency Institute	Street Naming Ceremony	N/A	N/a	Complete	\$9,212.13	\$9,212.13
22	Westport Patriots Organization	Tournament Transportation	N/A	N/a	Complete	\$10,500.00	\$10,500.00
22	Waterfront Partnership of Baltimore	Robert Baker Landscaping	N/A	N/a	Complete	\$14,864.85	\$14,864.85
22	Grow Home, Inc.	Youth Development Program	N/A	N/a	Complete	\$15,000.00	\$15,000.00
22	Mount Clare at Carroll Park Commission	Strategic Planning Meetings	N/A	N/a	Complete	\$24,338.85	\$24,338.85
22	Pinehurst Landscape Company	Landscape services for FHMS	N/A	N/a	Complete	\$26,450.24	\$26,450.24
22	Cal Ripken Sr. Foundation, Inc.	Baseball Prog. Westport BGC	N/A	N/a	Complete	\$28,750.00	\$28,750.00
22	Pinehurst Landscape Company	Fed Hill Weed & Watering	N/A	N/a	Complete	\$29,410.13	\$29,410.13
22	Baltimore City Rec and Parks Outdoor Recr	Outdoor Recreation Equipment	N/A	N/a	Complete	\$32,932.31	\$32,932.31
22	Active Social Communities dba Volo City K	Summer Programs	N/A	N/a	Complete	\$37,500.00	\$37,500.00
22	Active Social Communities dba Volo City K	Spring Programs	N/A	N/a	Active	\$37,500.00	\$11,500.00
22	Mount Clare at Carroll Park Commission	Journey to Jubilee	N/A	N/a	Complete	\$39,869.11	\$39,869.11
22	My Father's Plan	FHMS Cleaning 6 Mo. Contract	N/A	N/a	Complete	\$40,625.00	\$40,625.00
22	Pinehurst Landscape Company	PTMS Landscaping Services	N/A	N/a	Complete	\$42,846.05	\$42,846.05
22	Grow Home, Inc.	Youth Sports	N/A	N/a	Complete	\$45,000.00	\$45,000.00
22	Pinehurst Landscape Company	Fed Hill Main St Portering	N/A	N/a	Complete	\$45,000.00	\$45,000.00
22	Baltimore Urban Baseball Association	Urban Youth Baseball Rent	N/A	N/a	Complete	\$46,000.00	\$46,000.00
22	Cal Ripken Sr. Foundation, Inc.	Baseball Prog. CHEF	N/A	N/a	Complete	\$46,250.00	\$46,250.00
22	EZ Docks South, Inc.	Kayak Launch	N/A	N/a	Complete	\$47,095.00	\$47,095.00
22	Active Social Communities dba Volo City K	Fall Youth Sports	N/A	N/a	Complete	\$49,500.00	\$49,500.00
22	Living Classrooms Foundation	Street Cleaning Southwest	N/A	N/a	Complete	\$81,073.52	\$81,073.52
22	Waterfront Partnership of Baltimore	Fed Hill Park Landscape	N/A	N/a	Complete	\$81,117.00	\$81,117.00
22	Westport Patriots Organization	Youth Programs	N/A	N/a	Complete	\$94,602.00	\$94,602.00
22	Youth Resiliency Institute	4th of July	N/A	N/a	Complete	\$255,823.09	\$255,823.09
22	Rummel, Klepper, & Kahl, LLP (RK&K)	Florence Cummins Phase I Desig	N/A	N/a	Complete	\$258,621.14	\$258,621.14
23	Metro Recreation, Inc.	Playground Renovation	N/A	N/a	Canceled	\$0.00	\$0.00
23	Cherry Hill Homes Tenant Council	Senior T-Shirts	N/A	N/a	Complete	\$700.00	\$700.00
23	Federal Hill Main Street	Pizza Box Trash Cans	N/A	N/a	Complete	\$2,135.00	\$2,135.00
23	Compu-Perfect Professional Services, LLC	Legal Fees, Mt. Clare Comm.	N/A	N/a	Complete	\$2,500.00	\$2,500.00
23	Black Vegetarian Society of Maryland	Vegan SoulFest Sponsorship	N/A	N/a	Complete	\$3,500.00	\$3,500.00
23	My Father's Plan, Inc.	Ridgely's Delight Cleaning	N/A	N/a	Active	\$4,000.00	\$3,000.00
23	G. Krug and Son, Inc.	RiversideGazebo CollarsLeaves	N/A	N/a	Complete	\$4,425.00	\$4,425.00

FY	Third Party Provider	Project Title	Grant Cycle	Grant Tier	Project Status	SBGP Funding Amount	SBGP Funding Expended
23	Westport Patriots Organization	Youth Banquet Trophies	N/A	N/a	Complete	\$4,909.39	\$4,909.39
23	CLLCTIVLY	We Give Black Sponsorship	N/A	N/a	Complete	\$5,000.00	\$5,000.00
23	Neighborhood Design Center	Middle Branch Trash Dash	N/A	N/a	Complete	\$5,000.00	\$5,000.00
23	Sharp-Leadenhall Clean/Green	South Baltimore Partnership	N/A	N/a	Complete	\$5,000.00	\$5,000.00
23	Baltimore Community ToolBank	Tool Bank Clean and Green	N/A	N/a	Active	\$5,000.00	\$4,568.16
23	Southwest Sports and Fitness Alliance	SOWEBO Landmark 5K	N/A	N/a	Active	\$5,000.00	\$0.00
23	Donovan Landcare	Barre Circle Lawn Care	N/A	N/a	Complete	\$7,650.00	\$7,650.00
23	Donovan Landcare	Barre Circle Landscaping	N/A	N/a	Complete	\$8,750.00	\$8,750.00
23	Pigtown Main Street	Ostend and Washington Mural	N/A	N/a	Complete	\$8,922.50	\$8,922.50
23	Westport Patriots	< 5 Tournament Charter Bus	N/A	N/a	Complete	\$14,580.00	\$14,580.00
23	Grow Home, Inc.	Youth Leadership Programs	N/A	N/a	Complete	\$15,000.00	\$15,000.00
23	JB Contracting, Inc.	Riverside Park Gazebo Refurb	N/A	N/a	Complete	\$15,550.00	\$15,550.00
23	My Father's Plan	Ridgely's Delight Cleaning	N/A	N/a	Complete	\$16,000.00	\$16,000.00
23	Leveling The Playing Field, Inc	Sports Kit Program Expansion	N/A	N/a	Complete	\$20,000.00	\$20,000.00
23	KellyMaven Media	Emancipation Day Marketing	N/A	N/a	Complete	\$23,000.00	\$23,000.00
23	Waterfront Partnership of Baltimore, Inc.	Trash Wheel Operations	N/A	N/a	Complete	\$23,000.00	\$23,000.00
23	Grow Home, Inc.	Summer 7 on 7 Soccer League	N/A	N/a	Complete	\$24,980.00	\$24,980.00
23	Pigtown Climbs	Program Van	N/A	N/a	Complete	\$25,000.00	\$25,000.00
23	Pigtown Climbs, Inc.	Site Preparation	N/A	N/a	Complete	\$25,000.00	\$25,000.00
23	Elev8 Baltimore Inc	Experience Corps Program	N/A	N/a	Complete	\$25,411.00	\$25,411.00
23	Mount Clare at Carroll Park Commission	Emancipation Day Wrap-up	N/A	N/a	Complete	\$25,647.15	\$25,647.15
23	Cal Ripken Sr. Foundation	BCRP - Badges for Baseball	N/A	N/a	Complete	\$26,000.00	\$26,000.00
23	JB Contracting, Inc.	Rowing Club Deck Repair	N/A	N/a	Complete	\$26,400.00	\$26,400.00
23	Pigtown Main Street Inc.	Cleaning Pigtown Main Street	N/A	N/a	Complete	\$26,700.00	\$26,700.00
23	Cal Ripken Sr. Foundation Inc.	Carroll Park Field Site Work	N/A	N/a	Complete	\$26,797.00	\$26,797.00
23	JMT Global, Inc. dba Fastsigns 131001	Pigtown Main Street Signage	N/A	N/a	Complete	\$27,488.28	\$27,488.28
23	Kahil El' Zabar, LLC	Consultant for MCCPC	N/A	N/a	Complete	\$30,000.00	\$30,000.00
23	Spirit Groove Project/Lucy Slivinski	Emancipation Day Talent Mgmt.	N/A	N/a	Complete	\$30,000.00	\$30,000.00
23	Cal Ripken Sr. Foundation	BGC - Badges for Baseball	N/A	N/a	Complete	\$31,000.00	\$31,000.00
23	EnviroCollab, LLC	Conway Street Park Design	N/A	N/a	Complete	\$32,660.00	\$32,660.00
23	Waterfront Partnership of Baltimore	Parks Landscaping	N/A	N/a	Complete	\$32,857.39	\$32,857.39
23	Pinehurst Landscape Company, Inc.	PTMS '23 Lands. Maintenance	N/A	N/a	Complete	\$35,247.10	\$35,247.10
23	Katea Stitt	Mt. Clare Commission Consult.	N/A	N/a	Complete	\$40,000.00	\$40,000.00
23	Able Contractors, Inc.	Gazebo Roof Repair	N/A	N/a	Complete	\$41,000.00	\$41,000.00
23	Pinehurst Landscape Company, Inc.	FHMS Landscaping Services	N/A	N/a	Complete	\$41,654.96	\$41,654.96
23	Mount Clare at Carroll Park Commission	Emancipation Day Vendors	N/A	N/a	Active	\$41,978.18	\$40,278.18
23	Cal Ripken Sr. Foundation	CHEF - Badges for Baseball	N/A	N/a	Complete	\$43,000.00	\$43,000.00
23	Active Social Communities dba Volo Kids F	Youth Sports Programs	N/A	N/a	Complete	\$43,000.00	\$43,000.00
23	Pigtown Climbs	Long Term Space Lease	N/A	N/a	Complete	\$44,000.00	\$44,000.00
23	Living Classrooms Foundation, Inc.	Waste Management Truck	N/A	N/a	Complete	\$44,947.82	\$44,947.82
23	Active Social Communities dba Volo City K	Fall 2022 Sports Programs	N/A	N/a	Complete	\$48,000.00	\$48,000.00
23	Cherry Hill Eagles Foundation, Inc.	Operating Expenses	N/A	N/a	Complete	\$48,500.00	\$48,500.00
23	Grow Home, Inc.	Youth Sports Programs	N/A	N/a	Complete	\$49,144.86	\$49,144.86
23	Cherry Hill Eagles Foundation, Inc.	Program Personnel Expenses	N/A	N/a	Complete	\$49,625.00	\$49,625.00
23	My G.I.R.L.S., Inc.	Reign Supreme	N/A	N/a	Complete	\$49,800.00	\$49,800.00
23	City of Baltimore	800 Block Battery Ave Lights	N/A	N/a	Complete	\$67,540.00	\$67,540.00
23	Baltimore Urban Baseball Association	Program Rent and Stipends	N/A	N/a	Complete	\$75,000.00	\$75,000.00
23	My Father's Plan	Federal Hill Cleaning	N/A	N/a	Complete	\$99,000.00	\$99,000.00
23	Parks and People Foundation, Inc.	Solo Gibbs Playground	N/A	N/a	Complete	\$99,900.00	\$99,900.00
23	Waterfront Partnership of Baltimore	Fed Hill & RB Park Landscape	N/A	N/a	Complete	\$183,292.81	\$183,292.81
23	Waste Management	My Fathers Plan	N/A	N/a	Complete	\$259,466.00	\$259,466.00
23	Youth Resiliency Institute	4th of July	N/A	N/a	Complete	\$282,110.00	\$282,110.00
23	Living Classrooms	Street Cleaning Southwest	N/A	N/a	Complete	\$383,451.97	\$383,451.97
23	MCN Build, Inc.	Carroll Park Rec Center Reno	N/A	N/a	Complete	\$3,846,082.00	\$3,846,082.00
24	Federal Hill Main Street	Roadblock Project	N/A	N/a	Cancelled	\$0.00	\$0.00
24	Pigtown Main Street	Horseshoe Pit Mural Update	N/A	N/a	Active	\$1,500.00	\$0.00

FY	Third Party Provider	Project Title	Grant Cycle	Grant Tier	Project Status	SBGP Funding Amount	SBGP Funding Expended
24	God's Best Family	Youth Yoga Program	N/A	N/a	Complete	\$1,800.00	\$1,800.00
24	Baltimore Tree Trust, Inc.	Barre Circle Tree Tending	N/A	N/a	Complete	\$1,870.00	\$1,870.00
24	Pinehurst Landscape Company	FHMS Planter Mitigation	N/A	N/a	Complete	\$1,885.55	\$1,885.55
24	Historic Sharp Leadenahll	Heritage Festival	N/A	N/a	Complete	\$2,856.00	\$2,856.00
24	My Fathers Plan	New tires for 3 vehicles	N/A	N/a	Complete	\$3,363.95	\$3,363.95
24	The Riverside Neighborhood Association	Riverside Bikes for Cops	N/A	N/a	Complete	\$3,745.94	\$3,745.94
24	Maryland Materials Playground Maintenance	GWES Shade Structure	N/A	N/a	Complete	\$4,000.00	\$4,000.00
24	Baltimore Bolts Inc.	Baltimore Bolts Tournament	N/A	N/a	Complete	\$5,000.00	\$5,000.00
24	Janney Painting, Inc	Key Hwy Fort Ave Bridge Walls	N/A	N/a	Complete	\$5,000.00	\$5,000.00
24	Southwest Sports and Fitness Alliance	Sowebo Landmark 5k	N/A	N/a	Complete	\$5,000.00	\$5,000.00
24	Baltimore City Rec and Parks Youth Sports	Youth Sports Equipment	N/A	N/a	Complete	\$6,084.60	\$6,084.60
24	Southwest Community Council, Inc. dba Cit	CP Gateway Construction Docs	N/A	N/a	Complete	\$6,500.00	\$6,500.00
24	Pinehurst Landscape Company	FHMS Tree Planting	N/A	N/a	Complete	\$8,250.00	\$8,250.00
24	Southwest Sports and Fitness Alliance, In	Golf and 5k events	N/A	N/a	Complete	\$10,000.00	\$10,000.00
24	Donovan Landcare	BarCir Mowing Leaf Pick Up	N/A	N/a	Active	\$10,000.00	\$9,625.00
24	SCRAP B-More	Creative Reuse Craft Events	N/A	N/a	Complete	\$10,788.00	\$10,788.00
24	Pinehurst Landscape Company	PTMS Planters	N/A	N/a	Active	\$11,890.78	\$11,062.19
24	My Fathers Plan	Ridgely's Delight cleaning	N/A	N/a	Active	\$12,000.00	\$10,000.00
24	JRS Architects, Inc.	Carroll Park Courtyard	N/A	N/a	Complete	\$12,250.00	\$12,250.00
24	JB Contracting, Inc.	Paint Cherry Hill Park Pool	N/A	N/a	Complete	\$14,500.00	\$14,500.00
24	Baltimore Community ToolBank	BCTB Environmental Services	N/A	N/a	Active	\$14,740.00	\$7,465.24
24	Westport Patriots Organization	Tournament Charter Bus	N/A	N/a	Complete	\$15,300.00	\$15,300.00
24	Housing Authority of Baltimore City	Cherry Hill Homes Goalphers	N/A	N/a	Complete	\$19,500.00	\$19,500.00
24	Baltimore City Rec and Parks	Spec Events & Charm City Expo	N/A	N/a	Complete	\$20,000.00	\$20,000.00
24	Federal Hill Main Street	Website and Branding	N/A	N/a	Complete	\$20,000.00	\$20,000.00
24	Westport Community Economic Development A	Annapolis Rd. Traffic Calming	N/A	N/a	Complete	\$20,000.00	\$20,000.00
24	Westport Patriots Organization	Football Equipment	N/A	N/a	Complete	\$20,850.00	\$20,850.00
24	Grow Home, Inc.	FOCP Music Series Summer 2023	N/A	N/a	Complete	\$23,300.00	\$23,300.00
24	Historic Sharp Leadenhall	Historic Neighborhood Banners	N/A	N/a	Complete	\$24,475.00	\$24,475.00
24	Leveling the Playing Field	Youth Sports Kits & Ops Supp	N/A	N/a	Complete	\$25,000.00	\$25,000.00
24	Youth Resiliency Institute	Pre-Juneteenth Celebration	N/A	N/a	Complete	\$25,000.00	\$25,000.00
24	Cal Ripken Sr. Foundation, Inc.	BCRP Program in Cherry Hill	N/A	N/a	Active	\$26,000.00	\$25,500.00
24	Grow Home Inc	Summer Soccer Sports Program	N/A	N/a	Complete	\$26,140.00	\$26,140.00
24	Grow Home, Inc.	Youth Leadership	N/A	N/a	Complete	\$27,500.00	\$27,500.00
24	Pigtown Main Street	SWILL Program, Cleaning	N/A	N/a	Active	\$29,100.00	\$0.00
24	Cal Ripken Sr. Foundation, Inc.	Program w/Boys and Girls Club	N/A	N/a	Complete	\$31,000.00	\$31,000.00
24	ECS Mid-Atlantic, LLC	CP Rec Ctr Testing+Inspection	N/A	N/a	Complete	\$32,453.75	\$32,453.75
24	Southwest Partnership, Inc.	Carey St Bridge BGE Meter	N/A	N/a	Complete	\$38,775.00	\$38,775.00
24	Pinehurst Landscape Company	FHMS Landscape Maintenance	N/A	N/a	Active	\$42,185.67	\$37,335.50
24	Lakeland Community Association Partnershi	Neighborhood Programs	N/A	N/a	Active	\$42,669.20	\$28,959.56
24	Cal Ripken Sr. Foundation, Inc.	Program w/CHEF	N/A	N/a	Complete	\$43,000.00	\$43,000.00
24	EnviroCollab	Conway St. Park Ph. II Design	N/A	N/a	Active	\$44,020.00	\$43,157.22
24	Federal Hill Main Street	Operating Support	N/A	N/a	Complete	\$45,000.00	\$45,000.00
24	Pinehurst Landscape Company	PTMS Landscape Maintenance	N/A	N/a	Active	\$45,241.20	\$40,241.10
24	Active Social Communities dba Volo City K	Youth Sports Programs	N/A	N/a	Complete	\$46,000.00	\$46,000.00
24	Waterfront Partnership of Baltimore, Inc.	Trash Wheel Operations	N/A	N/a	Complete	\$46,000.00	\$46,000.00
24	Grow Home, Inc.	Sports Program	N/A	N/a	Complete	\$48,800.00	\$48,800.00
24	Cherry Hill Eagles Foundation, Inc.	Program Personnel Expenses	N/A	N/a	Complete	\$49,500.00	\$49,500.00
24	My G.I.R.L.S., Inc.	Operating Support	N/A	N/a	Complete	\$49,500.00	\$49,500.00
24	Cherry Hill Eagles Foundation, Inc.	Operating Expenses	N/A	N/a	Active	\$49,500.00	\$40,832.45
24	Westport Patriots Organization	Youth Sports Programs	N/A	N/a	Complete	\$68,100.00	\$68,100.00
24	My Fathers Plan	FedHill, RBaker Park Cleaning	N/A	N/a	Active	\$82,000.00	\$63,998.31
24	Baltimore Urban Baseball Association	Rent and Coaching Stipends	N/A	N/a	Complete	\$88,500.00	\$88,500.00
24	Active Social Communities dba Volo City K	Kids Youth Sports Program	N/A	N/a	Complete	\$150,000.00	\$150,000.00
24	My Fathers Plan	Waste Management	N/A	N/a	Active	\$267,466.00	\$216,871.60
24	Youth Resiliency Institute	4th of July Festival	N/A	N/a	Complete	\$285,573.39	\$285,573.39

FY	Third Party Provider	Project Title	Grant Cycle	Grant Tier	Project Status	SBGP Funding Amount	SBGP Funding Expended
24	Rummel, Klepper, and Kahl, LLP	Florence Cummins Design Ph. 2	N/A	N/a	Active	\$392,374.83	\$0.00
25	Cherry Hill Tenants Council	Seniors Having Fun	N/A	N/a	Complete	\$3,764.22	\$3,764.22
25	O'Hara Development Partners CDC Inc	Empowerment Summit	N/A	N/a	Active	\$5,000.00	\$0.00
25	Youth Resiliency Institute, Inc.	160th MD Emancipation Celeb	N/A	N/a	Active	\$5,000.00	\$0.00
25	SoBo Volleyball, Inc.	SoboStorm Girls Wint. Volleyb	N/A	N/a	Active	\$14,723.00	\$6,723.46
25	BCRP	Youth Football Equipment	N/A	N/a	Complete	\$15,410.00	\$15,410.00
25	Friends of Carroll Park	Carroll Park Music Series	N/A	N/a	Active	\$16,640.00	\$12,296.76
25	Riverside Neighborhood Association	Field goals and equipment	N/A	N/a	Complete	\$24,626.56	\$24,626.56
25	Westport Patriots/Youth Development Corp.	Florida Football Trip	N/A	N/a	Complete	\$25,000.00	\$25,000.00
25	Leveling the Playing Field	Sports Equipment Distribution	N/A	N/a	Active	\$25,000.00	\$0.00
25	Cherry Hill Eagles Foundation	Staffing	N/A	N/a	Active	\$49,500.00	\$25,000.00
25	Cherry Hill Eagles Foundation	Program and Operations Costs	N/A	N/a	Active	\$49,500.00	\$16,550.00
25	My G.I.R.L.S., Inc	Girls Dance and Tumbling	N/A	N/a	Active	\$49,500.00	\$12,218.41
25	Baltimore Urban Baseball Association	Facility Rent	N/A	N/a	Active	\$88,500.00	\$22,125.00
25	Bon Secours Baltimore Community Works, In	Waste Management	N/A	N/a	Active	\$350,000.00	\$0.00
Transformational Projects							
18	Parks and People Foundation	Middle Branch Waterfront Plan	N/A	N/a	Complete	\$150,000.00	\$150,000.00
18	BCRP	Middle Branch Fitness and Wel	N/A	N/a	Complete	\$1,000,000.00	\$1,000,000.00
19	Cherry Hill Development Corporation	Cherry Hill FY19 CDC Operatin	N/A	N/a	Complete	\$300,000.00	\$300,000.00
20	SBGP	South Baltimore GO! Pilot	N/A	N/a	Cancelled	\$0.00	\$0.00
20	SBGP	Grocery Access Pilot	N/A	N/a	Complete	\$11,279.00	\$11,279.00
20	James Corner Field Operations	Mid. Br. Wtrfrnt Design, Imp.	N/A	N/a	Complete	\$20,000.00	\$20,000.00
20	SBGP	Mid. Br. Wtrfrnt Design, Imp.	N/A	N/a	Complete	\$132,467.70	\$132,467.70
20	Westport CEDC	Harbor West CDC Op. Fund	N/A	N/a	Complete	\$218,767.00	\$218,767.00
20	Southwest Partnership, Inc.	Pigtown FY20 CDC Operating Fun	N/A	N/a	Complete	\$299,986.00	\$299,986.00
20	Mahan Rykiel Associates, Inc.	Reimagine MB (DNR & SBGP)	N/A	N/a	Complete	\$344,824.58	\$344,824.58
20	BCRP	Middle Branch Fitness and Well	N/A	N/a	Complete	\$1,200,000.00	\$1,200,000.00
21	James Corner Field Operations	Task 2 Bridge Contract	N/A	N/a	Complete	\$1,073.00	\$1,073.00
21	Parks and People Foundation	Mid Br Master Plan Consulting	N/A	N/a	Complete	\$2,348.68	\$2,348.68
21	Westport Community Economic Development C	City-Food Access	N/A	N/a	Complete	\$3,000.00	\$3,000.00
21	Black Yield Institute	BYI Operations Support	N/A	N/a	Complete	\$18,721.26	\$18,721.26
21	SBGP	Reimagine MB Fellowship	N/A	N/a	Complete	\$36,000.00	\$36,000.00
21	James Corner Field Operations	Mid Br Master Plan Tasks 2-4	N/A	N/a	Complete	\$1,432,663.53	\$1,432,663.53
22	Environmental Justice Journalism Initiati	Community Aquaculture Program	N/A	N/a	Complete	\$39,990.01	\$39,990.01
22	Universtiy of Maryland Center for Environ	MB Water Quality Sonde	N/A	N/a	Complete	\$67,163.00	\$67,163.00
22	SBGP	Reimagine MB Plan & Projects	N/A	N/a	Active	\$75,158.66	\$0.00
22	James Corner Field Operations, LLC	MB Footbridge Feas. Study	N/A	N/a	Complete	\$367,010.00	\$367,010.00
22	James Corner Field Operations, LLC	Westport Waterfront Design	N/A	N/a	Active	\$793,460.00	\$665,016.13
22	GreenTrust Alliance, Inc.	MB Resiliency Site 5A	N/A	N/a	Active	\$5,100,000.00	\$1,759,615.72
23	Robertson Design LLC, dba Cap Ex Advisory	CDF Criteria/Comms Developmnt	N/A	N/a	Complete	\$13,712.50	\$13,712.50
23	Parks & People, Inc.	BI Sox Park Feasib'lty Anlsys	N/A	N/a	Complete	\$15,000.00	\$15,000.00
23	James Corner Field Operations, LLC	JFCO Task 4 Add'l Services	N/A	N/a	Complete	\$75,000.00	\$75,000.00
23	Parks & People, Inc	BI Sox Park Implement: Ph 1	N/A	N/a	Active	\$188,583.40	\$149,123.34
23	GreenVest, LLC	MHH Wetlands Restoration 1	N/A	N/a	Complete	\$650,000.00	\$650,000.00
23	SBGP	Community Development Fund	N/A	N/a	Active	\$3,273,812.53	\$0.00
23	GreenVest, LLC	Phase 1 Engineering & Design	N/A	N/a	Active	\$5,137,555.83	\$2,723,262.06
23	GreenVest, LLC	MHH Wetlands Restoration 2	N/A	N/a	Active	\$6,468,000.00	\$1,637,140.00
24	Harbor Boating, Inc. d/b/a Baltimore Wate	Boat Around the Middle Branch	N/A	N/a	Complete	\$12,350.00	\$12,350.00
24	GreenTrust Alliance, Inc.	MB Marine Debris – Phase I	N/A	N/a	Complete	\$31,550.00	\$31,550.00
24	Youth Resiliency Institute	MB Park Winter Activation	N/A	N/a	Complete	\$49,900.00	\$49,900.00
24	James Corner Field Operations, LLC	MB Trail Shore Enhancements	N/A	N/a	Complete	\$49,950.00	\$49,950.00
24	Environmental Justice Journalism Initiati	EJJI Programming	N/A	N/a	Complete	\$86,600.00	\$86,600.00
24	Site-Insight, LLC	Community Dev Fund Consultant	N/A	N/a	Active	\$98,375.00	\$11,893.75
24	Environmental Justice Journalism Initiati	Reel Rewards Fish Bounty Prog	N/A	N/a	Complete	\$100,000.00	\$100,000.00
24	University of Maryland, Baltimore County	Pat Delta Fish Sampling Prog	N/A	N/a	Active	\$100,000.00	\$0.00
24	Collado Holding Group, LLC	Grocery Store Equipment	N/A	N/a	Complete	\$200,000.00	\$200,000.00

FY	Third Party Provider	Project Title	Grant Cycle	Grant Tier	Project Status	SBGP Funding Amount	SBGP Funding Expended
24	Cherry Hill Eagles Foundation, Incorporat	Cherry Hill Eagles Youth Cntr	N/A	N/a	Complete	\$225,000.00	\$225,000.00
24	Pigtown Main Street	Pigtown Library+Library Flats	N/A	N/a	Active	\$500,000.00	\$0.00
24	B&O Railroad Museum, Inc.	Museum Transformation	N/A	N/a	Active	\$1,000,000.00	\$0.00
24	SBGP	RMB Implementation	N/A	N/a	Active	\$3,500,000.00	\$0.00
24	GreenVest, LLC	Patapsco Delta Potee St Wetlan	N/A	N/a	Active	\$4,987,427.00	\$174,658.76
25	Bluebird Enterprises LLC	CWRA Nursery Startup	N/A	N/a	Active	\$44,125.00	\$11,994.46
25	Youth Resiliency Institute	2nd MB Park Winter Activation	N/A	N/a	Active	\$49,999.00	\$29,999.00
25	Mount Winans Community Development Corpor	Mount Winans Meadows	N/A	N/a	Active	\$216,810.00	\$0.00
25	Green Trust Alliance	Site 5a Wetlands- NFWF	N/A	N/a	Active	\$1,500,000.00	\$225,000.55
25	GreenVest, LLC	MHH Wetlands Construction	N/A	N/a	Active	\$10,043,995.00	\$0.00
25	GreenVest, LLC	BGE Resiliency Construction	N/A	N/a	Active	\$16,280,911.00	\$0.00