

SOUTH BALTIMORE
GATEWAY PARTNERSHIP



South Baltimore Gateway Community
Impact District Management Authority d/b/a
South Baltimore Gateway Partnership

Quarterly Report

Fourth Quarter of Fiscal Year 2024, April – June 2024

Brad Rogers, Executive Director
www.sbgpartnership.org
7-26-2024

Legal Note

By law, the South Baltimore Gateway Partnership is not an agency of the City of Baltimore or the State of Maryland. Similarly, by law, South Baltimore Gateway Partnership employees and officers are neither officers nor agents of the City or State.

The South Baltimore Gateway Partnership voluntarily reports on its activities so that members of the general public, including elected and public officials, community leaders and other partners, can learn about its work. While the South Baltimore Gateway Partnership complies in full with all statutory obligations, neither this report nor others like it were prepared in response to any statutory reporting requirement. Nor were these reports created for the purpose of requesting review or approval from any public body, agency, department, board, officer, or official. Any distribution of these reports to any public body, agency, department, board, officer, or official via an established formal submission protocol is done merely for convenience and not as an express or implied request for approval or review.

Table of Contents

I.	Executive Summary	1
II.	Background and Governance.....	4
	A. Background.....	4
	B. Governance.....	4
III.	Program and Administrative Activity.....	6
	A. Community Grants	6
	B. Enhanced Services.....	13
	C. Transformational Projects.....	16
	D. Overhead and Administration.....	19
IV.	Exhibits	27
	A. Update on the FY24 Financial Plan.....	28
	B. FY25 Financial Plan (Budget).....	32
	C. Impact Investments Report.....	33
	D. Program Activity Metrics.....	34
	E. Summary of Projects.....	36

I. Executive Summary

The South Baltimore Gateway Partnership (“SBGP”) prepares these quarterly reports to maintain high standards for accountability and transparency. SBGP wants to make sure that members of the general public understand what SBGP is working on and why that work is important.

During the last quarter, SBGP continued to administer Community Grants awarded during the first 12 grant cycles, selected and [announced awards for the Winter 2024 grant cycle](#), and began planning and outreach for the Summer 2024 grant cycle. SBGP also continued holding free “Keys to Capacity” professional development roundtables and workshops. Providing technical assistance alongside financial assistance is a critical part of building a robust network of strong local organizations working in neighborhoods across the District.

SBGP also continued implementing its Enhanced Services for improvements to and the activation of parks, recreation centers, and public spaces across the South Baltimore Gateway District. SBGP contracted for services to clean and repair the building at the Cherry Hill Splash Park Pool in time for its summer opening and continued supporting landscaping maintenance and other improvements to main streets in the District working closely with Federal Hill Main Street and Pigtown Main Street. From investments in capital projects to youth programs, Enhanced Services continues to ensure South Baltimore residents have some of the best parks and main streets in Baltimore.

In addition, SBGP saw significant progress on its Transformational Projects. The funding secured for the Middle Branch Resiliency Initiative (MBRI) now totals \$67 million, and SBGP was excited to [celebrate the commencement of MBRI as part of Reimagine Middle Branch on April 19, 2024](#), with a major press event. The Hanover Street Wetlands, approximately 10 acres in “MBRI South,” is the first living shoreline section to commence construction, representing one of many steps toward fulfilling Reimagine Middle Branch’s commitment to fostering equity by protecting and connecting South Baltimore’s shoreline and communities. Completion of the Hanover Street Wetlands section is anticipated in late 2025. SBGP was joined by a significant number of elected and appointed officials, community members, and project partners. SBGP and its various partners have now begun the process of applying for a variety of new park and trail grants to ensure that as design, permitting, and construction work for the MBRI continues to move forward, SBGP is also seeking funding for public access enhancements to ensure that South Baltimore residents can enjoy these new natural amenities.

Design work has continued on the Westport Waterfront Park, focusing primarily on complex technical requirements related to zoning, grading, subdivision, and Critical Area requirements. Significant progress has been made on the path towards completed 30% design documents. Once these technical issues have been adequately addressed, public meetings about design and programming are likely to continue in the next quarter. Meanwhile, planning for the Black Sox Park site on the

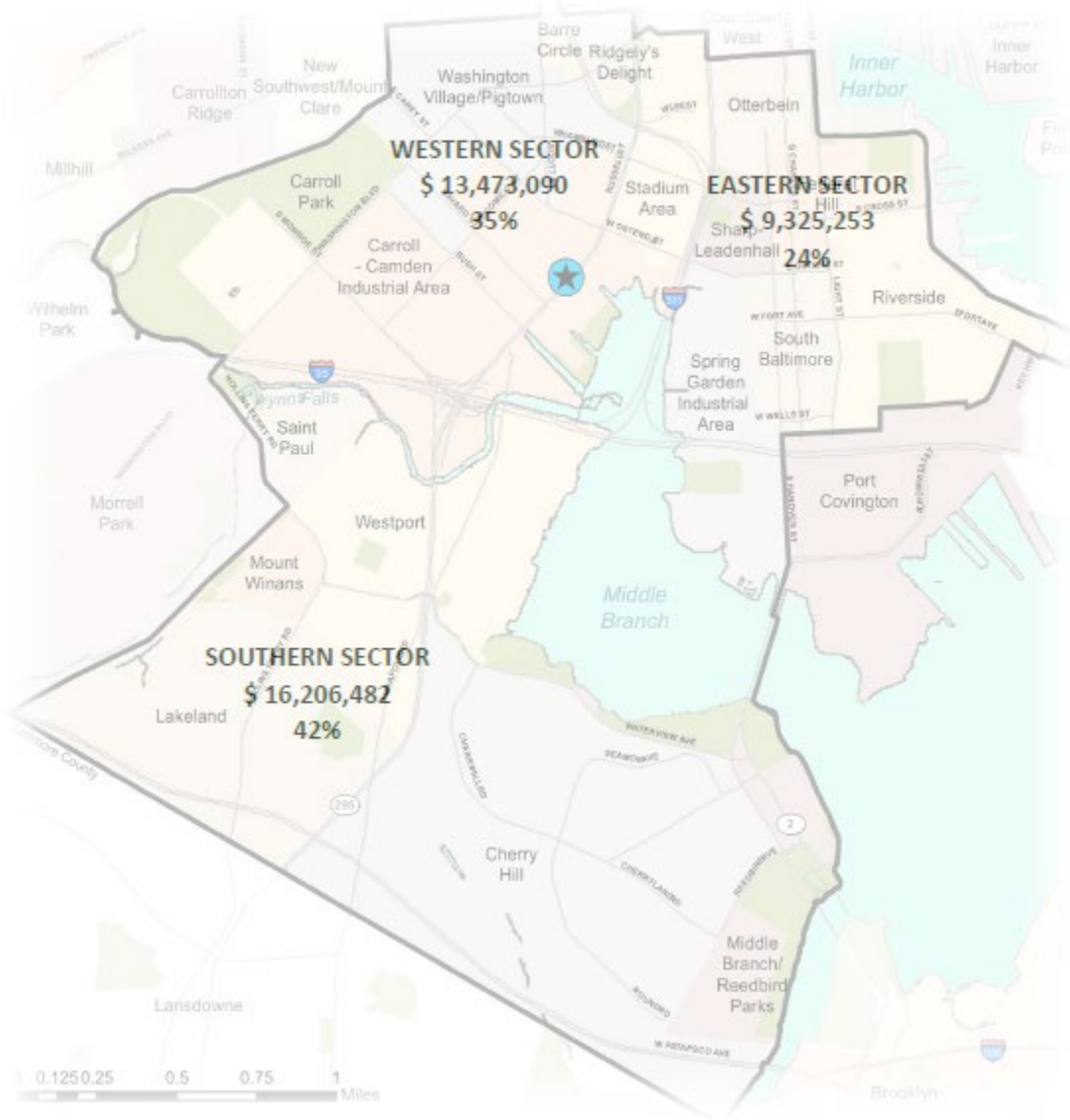
Westport Waterfront has continued. Lastly, the Board of Directors approved an additional \$3.5 million in funding for Reimagine Middle Branch, which will be used in the coming years to advance this suite of projects.

Following the kickoff of the new Community Development Fund in Fall 2023, SBGP has now approved its first grant of \$500,000 to Pigtown Main Street, which submitted a proposal on behalf of developer EVI, who is developing a new branch of the Pratt Library, offices for Pigtown Main Street, a community meeting space, and 21 apartments on three floors above the Library at 856 Washington Boulevard, the present site of the Pratt Library branch. SBGP has also received a second proposal, which is currently being evaluated.

At the same time, SBGP continued to plan for its future. SBGP continued planning for new staff positions and promoted several existing staff members to help increase and diversify SBGP's funding so the organization can continue to grow and evolve its capacity and vision. In line with those plans, SBGP advertised for Enhanced Services (Program) Director and Development Director positions, which it expects to hire for in the upcoming quarter. SBGP also completed hiring two Operations Managers that will start in August 2024. SBGP plans to advertise for and hire additional positions during upcoming quarters. SBGP also began planning and outreach for its next Board application cycle. The application for one Board member to begin serving effective January 1, 2025, opens on July 1, 2024, and closes on August 16, 2024. In addition, SBGP began planning for its FY24 audit, and the FY25 Financial Plan was adopted by SBGP's Board of Directors and submitted to SBGP's assigned liaison in the Mayor's Office for submission to the BOE. SBGP also continued planning for the SBGP website redesign project and released an RFQ for Website Development Services for New Website with Accessibility Integration. SBGP anticipates selecting a vendor during the upcoming quarter.

Meanwhile, SBGP's priority has remained to expend funds according to its financial plans and invest in its communities in a way that is strategic, disciplined, equitable, and well-documented. To date, SBGP has committed approximately \$39.0 million of core intergovernmental Local Impact Grant funds to projects across the District, ranging from small community grants to large capital projects. An additional \$4.8 million of projects were in development for a total mobilization of approximately \$43.8 million. Reflecting SBGP's commitment to an equitable model of investing, approximately 76 percent of core program funding to date has been invested in low-income communities and communities of color within the District.

**SBGP Core Projects Encumbered To Date, By Sector
as of 6/30/2024**



SBGP is pleased to share its progress and report on its activity during the fourth quarter of Fiscal Year 2024.

II. Background and Governance

Although SBGP is not required by law to produce reports of its activities, it is nonetheless committed to maintaining the highest standards of transparency and accountability. As a result, SBGP has elected to produce quarterly reports detailing its work and make those reports publicly available. This quarterly report also serves as an update on the FY24 SBGP Financial Plan.

A. Background

SBGP was established in 2016 to help implement the South Baltimore Gateway Master Plan, a sweeping plan to improve neighborhoods near the Horseshoe Casino Baltimore, with funding provided by the Local Impact Grants generated by video lottery terminals. Under its Strategic Plan, SBGP works to improve the vitality of its communities by focusing on three crucial elements of the South Baltimore Gateway Master Plan: Community Development and Revitalization, Environmental Sustainability, and Health and Wellness. To achieve the agenda laid out in the Strategic Plan, SBGP has established three interrelated program areas: Community Grants, Enhanced Services, and Transformational Projects.

Additional background information can be found on the [SBGP website](#) and in SBGP's prior [quarterly reports](#).

B. Governance

SBGP is governed by a Board of Directors composed primarily of residents and business representatives from across the District, follows a well-conceived strategic plan, and works within an annual budget.

The SBGP Board of Directors meets at least six times each calendar year. During the last quarter, the Board held three meetings on April 17, 2024; May 15, 2024; and June 12, 2024. In addition to regular board meetings, the Executive, Finance, Program, Communications, Governance and Nominating, and Strategic Planning Committees continued to meet as needed and report to the full Board.

During the last quarter, SBGP worked on two additional steps to continue to improve its governance structures and procedures to ensure transparency, accountability, and ethical integrity.

First, SBGP began planning and outreach for its next Board application cycle. The application for one Board member to begin serving effective January 1, 2025 opens on July 1, 2024 and closes on August 16, 2024. All applicant names will then be shared on the SBGP website for a public comment period from August 19 through August 30, 2024. Preference will be given to applicants who live in, work for, or represent an organization/business in the District. Additional information is available at <https://sbgpartnership.org/board-applications/>.

Second, since it has been extremely valuable to have the input and coordination of councilmembers representing the SBGP District on the SBGP Board, Councilwoman Phylcia Porter and Councilman Eric Costello sponsored a City ordinance appointing those councilmembers as ex officio members of the SBGP Board. The ordinance was approved during the previous quarter. Now that it has been signed by the Mayor, SBGP may update its bylaws, including to reflect the Councilmembers as ex officio Board members. A current list of SBGP Board members can always be found at <https://sbgpartnership.org/about/#board>.

III. Program and Administrative Activity

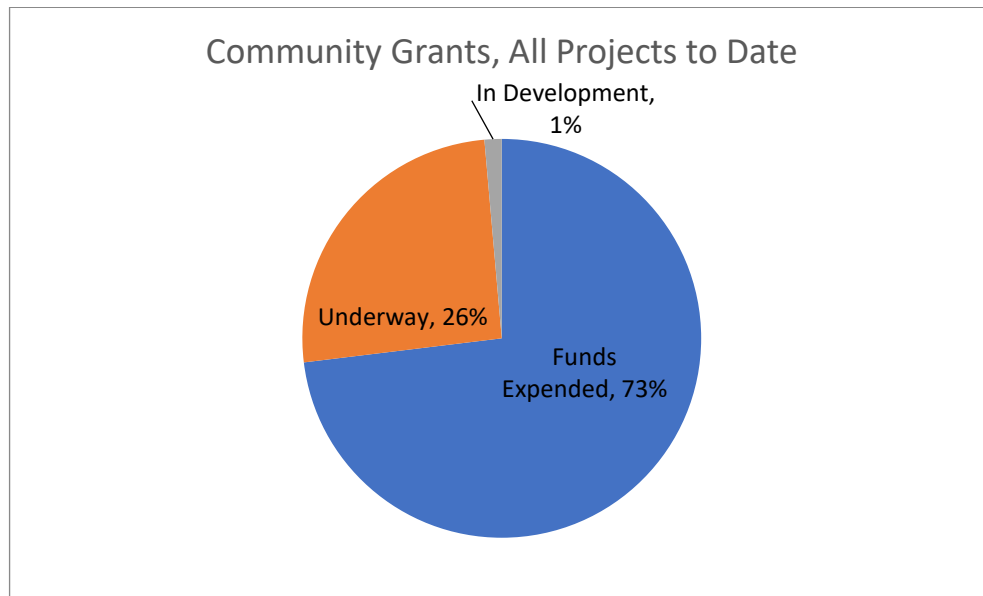
A. Community Grants

Through its grantmaking, SBGP continued to empower community and nonprofit partners, providing the resources they need to make change happen across the District.

During the last quarter, SBGP continued to administer Community Grants awarded during the first 12 grant cycles, selected and [announced awards for the Winter 2024 grant cycle](#), and continued planning and outreach for the Summer 2024 grant cycle. Since inception, SBGP has awarded 295 Community Grants totaling \$7,088,965, including:

- 9 Spark Grants totaling \$16,579.
- 115 Small Grants totaling \$503,015.
- 129 Medium Grants totaling \$4,036,020.
- 33 Large Grants totaling \$2,434,206.

SBGP has also provided a small amount of emergency grant funds to support important neighborhood events and causes in need of short-term funding support. An additional \$100,000 of projects were in development, and SBGP had expended \$5,253,886 on all Community Grants awarded to date as of June 30, 2024. The funds for projects in development will be awarded during the Summer 2024 grant cycle.



Throughout the grant administration process, SBGP continued providing ongoing support and assistance to grantees. SBGP also continued holding free “Keys to Capacity” professional development roundtables and workshops that have been well attended by grantees and community leaders. Providing technical assistance

alongside financial assistance is a critical part of building a robust network of strong local organizations working in neighborhoods across the District.

See the ‘Summary of Projects’ exhibit for a list and details of Community Grants. Additional details of Community Grants, including updates on specific projects, are available upon request.

1. FY25 Grant Cycle – Summer 2024/Cycle 14

SBGP began planning and outreach for its 14th grant cycle, which opened subsequent to the quarter end on July 1, 2024 and has a grant application deadline of August 30, 2024.

To make the grant cycle easier and more successful for grantees and SBGP, SBGP continued to streamline the application and grantmaking process and provide technical assistance and resources to applicants and grantees. SBGP reviewed and updated its grants guidance and submission templates and continued to update its website to provide additional grant resources and make Community Grants information easier to find. SBGP has also worked to improve the nonvisual accessibility of these resources.

All grant applications will be submitted through SBGP’s online application portal to ensure that all information is kept securely in one place and remains accessible online by all reviewers. Support will be provided to any applicants that find the online portal cumbersome.

SBGP’s Community Grants staff also continues to provide ongoing support and assistance to all grant applicants, helping them to communicate their thoughts persuasively and effectively in their applications. Community Grants Support Sessions are scheduled for July and August 2024 leading up to the grant application deadline.

2. FY24 Grant Cycles

a. Winter 2024/Cycle 13

Following the February 29, 2024 grant application deadline, SBGP staff and the Program Committee conducted a thorough and extensive review of all grant applications received and developed a recommended portfolio of grants according to the process and evaluation criteria laid out in the SBGP Grants Manual. This 13th cycle of grant funding was highly competitive. Of a total of 45 applications requesting over \$2.4 million, the Board approved 24 grants totaling \$932,787, including:

- 1 Spark Grant for \$2,000.
- 3 Small Grants totaling \$15,000.
- 15 Medium Grants totaling \$468,516.
- 5 Large Grants totaling \$447,271.

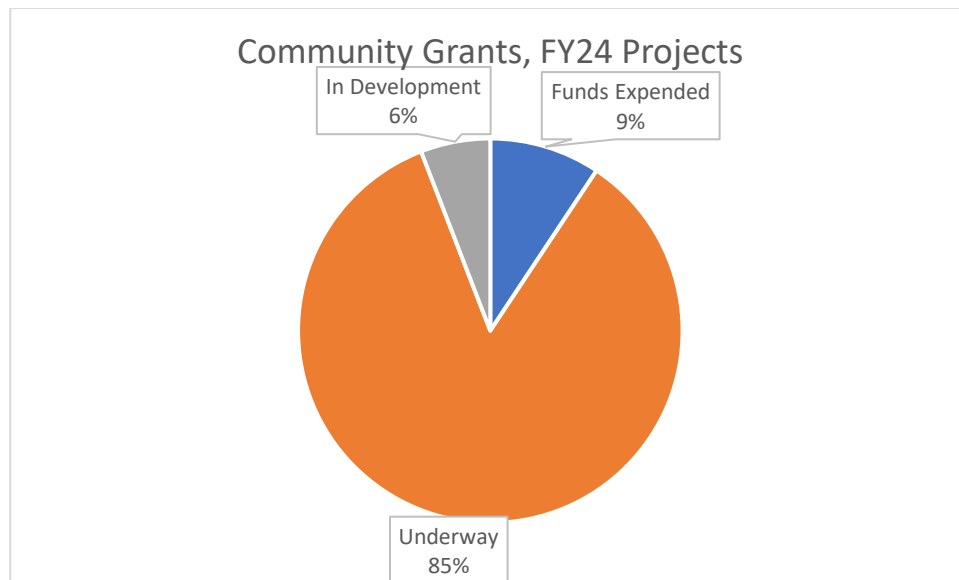
All grantees were required to attend information sessions in June 2024 where the grant terms and conditions and fund disbursement process were explained. SBGP then began working with grantees to help them satisfy the administrative grant conditions and begin implementing their projects.

b. Summer 2023/Cycle 12

SBGP continued administering 26 grants totaling \$671,918, including:

- 1 Spark Grant for \$1,400.
- 4 Small Grants totaling \$17,400.
- 21 Medium Grants totaling \$653,118.

One of the projects has been completed, and 25 projects are underway. SBGP continued working with the grantees to help them complete their important projects.



During the last quarter, Higher Achievement at Lakeland completed its after-school program and has served 55 students. During the grant period, 69 percent of youth scholars earned an A/B in English language arts, 73 percent of youth scholars earned an A/B in math, and 73 percent of scholars agree or strongly agree for Sense of Belonging. During the final quarter of the grant project, Higher Achievement planned many engaging events for scholars and family including their main family engagement event titled Geography Bowl. The geo-bowl was a family engagement event focused on enforcing social studies concepts learned in-school time in their out-of-school time space. The scholars practiced leading up to the jeopardy challenge and helped organize and run the event. The scholars welcomed guests, made smoothies, and helped distribute food. Families brought food from around the world. All the mentors attended to help support their mentees. Throughout the

mentoring sessions leading up to the event, they engaged with their mentees regarding geography-based questions.

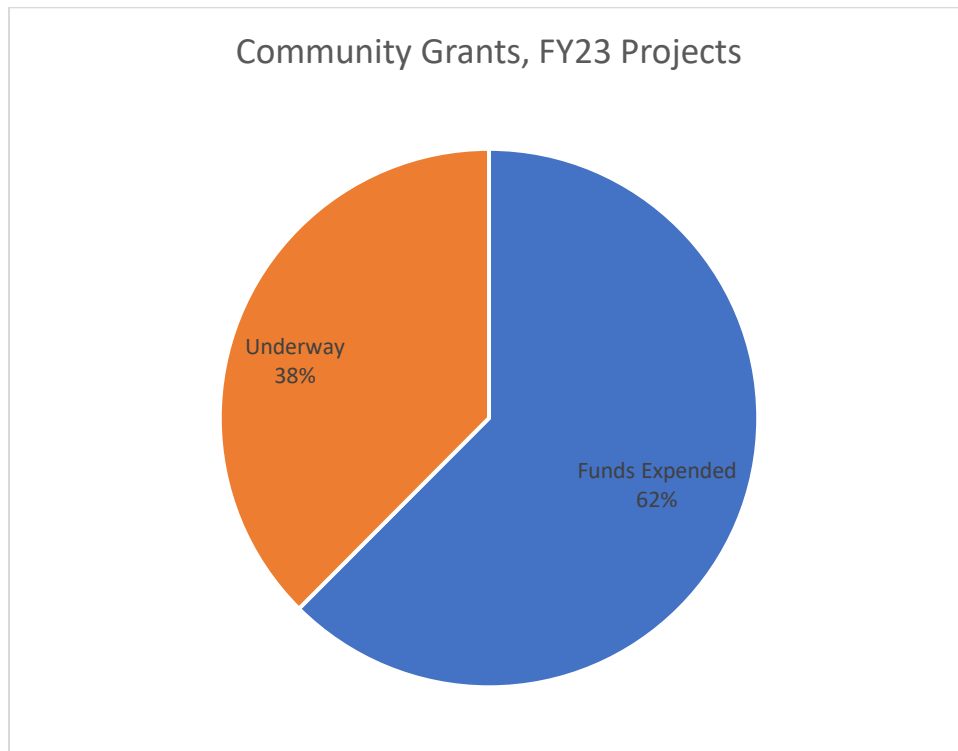


3. FY23 Grant Cycles – Summer 2022 and Winter 2023/Cycles 10 and 11

SBGP continued administering 39 grants totaling \$983,935, including:

- 4 Spark Grants totaling \$7,879.
- 12 Small Grants totaling \$51,828.
- 18 Medium Grants totaling \$510,812.
- 5 Large Grants totaling \$413,418.

Twenty of the projects have been completed, and 19 projects are underway. SBGP continued working with the grantees to help them complete their important projects.



During this quarter, Business Volunteers Maryland (BVM) used grant funds to launch the new Capacity Build Initiative with SBGP grantees. After interest forms and interviews were completed, four high-potential nonprofits were selected to participate in the program, including three Black-led organizations with annual budgets of less than \$800,000. Following the program kickoff, Business Volunteers Maryland hosted all four nonprofits again for a free skillCONNECT consulting event held on May 30, 2024. Volunteers from organizations including CareFirst, Cross Street Partners, the Women’s Law Center, T. Rowe Price, and more joined the session to consult with each leader. Leaders discussed strategic issues including board development, volunteer engagement, and marketing and branding.



To date, BVM has conducted site visits and interviews with three of the four organizations, using information learned to create a needs assessment. The needs assessment has been shared internally with the BVM team to inform additional board support, volunteering capacity, or other resources that they may be able to direct to the SBGP grantees in the future. One lesson learned from BVM so far is that all of the nonprofits have expressed the need for additional board capacity-building and training.

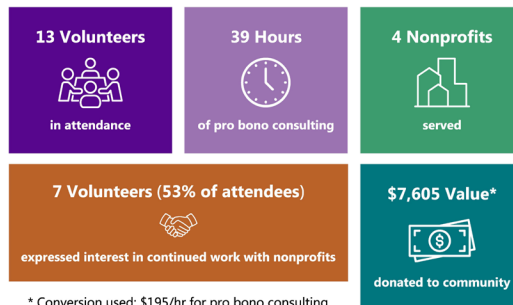


EVENT OVERVIEW

On May 30, 2024, Business Volunteers Maryland and South Baltimore Gateway Partnership came together to support 4 nonprofits who are participating in the Capacity Build Initiative. During skillCONNECT, teams of volunteers from 10 unique employers in the greater Baltimore region worked with each nonprofit, bringing their expertise and ideas to help executive leaders navigate business challenges related to board development, human resources, marketing, and more. We look forward to many more events with South Baltimore Gateway Partnership strengthening the South Baltimore community through skilled volunteering.



IMPACT AT A GLANCE



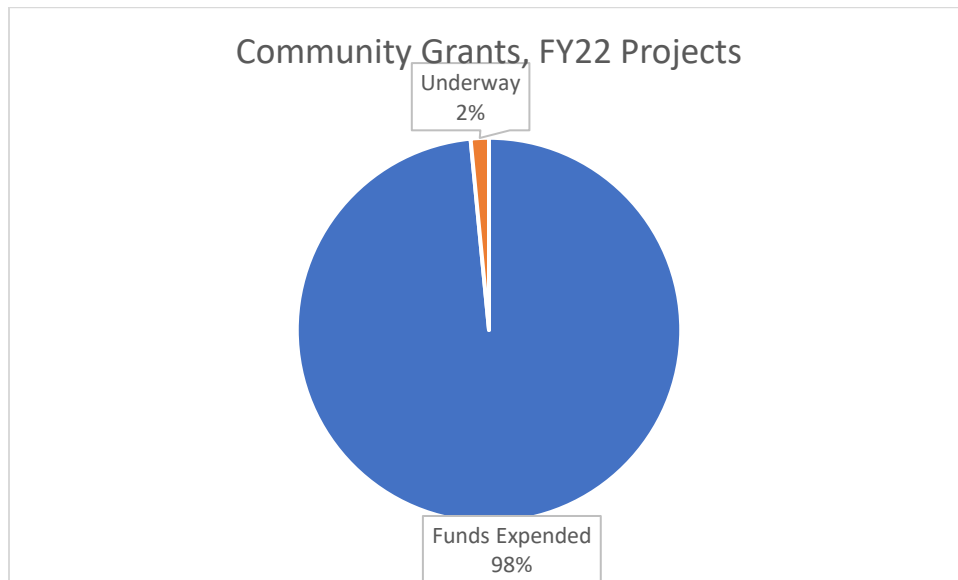
* Conversion used: \$195/hr for pro bono consulting

4. FY22 Grant Cycles – Summer 2021 and Winter 2022/Cycles 8 and 9

SBGP continued administering 44 FY22 grants totaling \$1,279,080, including:

- 3 Spark Grants totaling \$5,300.
- 13 Small Grants totaling \$56,257.
- 21 Medium Grants totaling \$726,120.
- 7 Large Grants totaling \$491,403.

Forty-one of the projects have been completed, and three projects are underway. SBGP continued working with the grantees on projects still underway to help them complete their important projects.



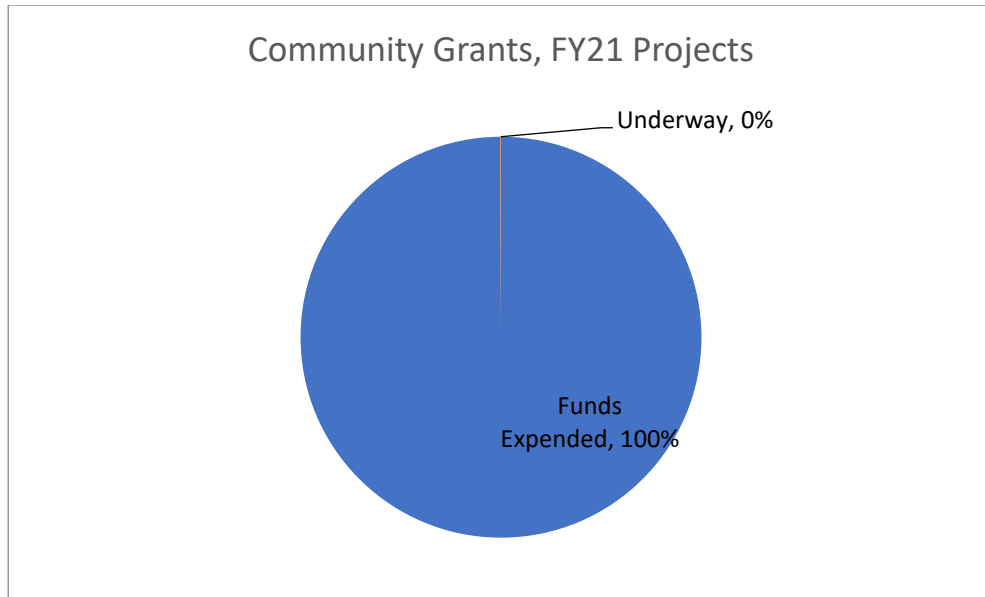
During the last quarter, South Baltimore Neighborhood Association (SBNA) made significant progress with their Tree Canopy Care and Expansion project. Throughout the grant term, the SBNA Clean and Green Committee worked with community members to identify plans to increase the tree canopy within South Baltimore neighborhood's public right of way (e.g., sidewalks) and in open public spaces. SBNA worked with community members and a contractor to install, expand, and widen tree wells in preparation for new trees being planted. SBNA is currently waiting for the delivery and installation of seven new native trees that will beautify spaces in South Baltimore and contribute to community benefits such as stormwater runoff reduction.

5. FY21 Grant Cycles – Winter 2020 and Winter 2021/Cycles 6 and 7

SBGP continued administering 35 FY21 grants totaling \$965,764, including:

- 7 Small Grants totaling \$32,361.
- 27 Medium Grants totaling \$874,011.
- 1 Large Grant for \$59,392.

Thirty-four of the projects have been completed, and one project – the George Washington Elementary School (GWES) Outdoor Space – is underway but now being finalized.



During the last quarter, GWES completed installation of a sail-style shade structure that will provide an outdoor classroom and community gathering space for 30 people. The project increased community engagement by including a participatory process where community members, parents, students, and school staff provided design feedback.



6. Technical Assistance and Capacity Building

SBGP is committed to providing communities not only with the resources they need to make positive change but also with the tools and training they need to become increasingly skilled at shaping their own futures.

Since many of the grantees are challenged to quickly satisfy administrative grant conditions, implement their projects, and expend their grant funds, SBGP staff continued to reach out to grantees to provide ongoing support and assistance to all grantees throughout the grant administration and implementation process, helping them to build capacity as they complete their important projects.

SBGP also continued offering its free “Keys to Capacity” series with the current schedule of professional development workshops continuing through Spring 2024. Additional workshops are being planned and will be announced during the upcoming quarter. These gatherings provide an opportunity for grantees, nonprofits, and community partners in the District and Baltimore to collaborate in an informal, moderated setting centered around a changing topic related to nonprofit capacity building. Two sessions of the Board Build Leadership Series were held over the last quarter with 37 attendees, including:

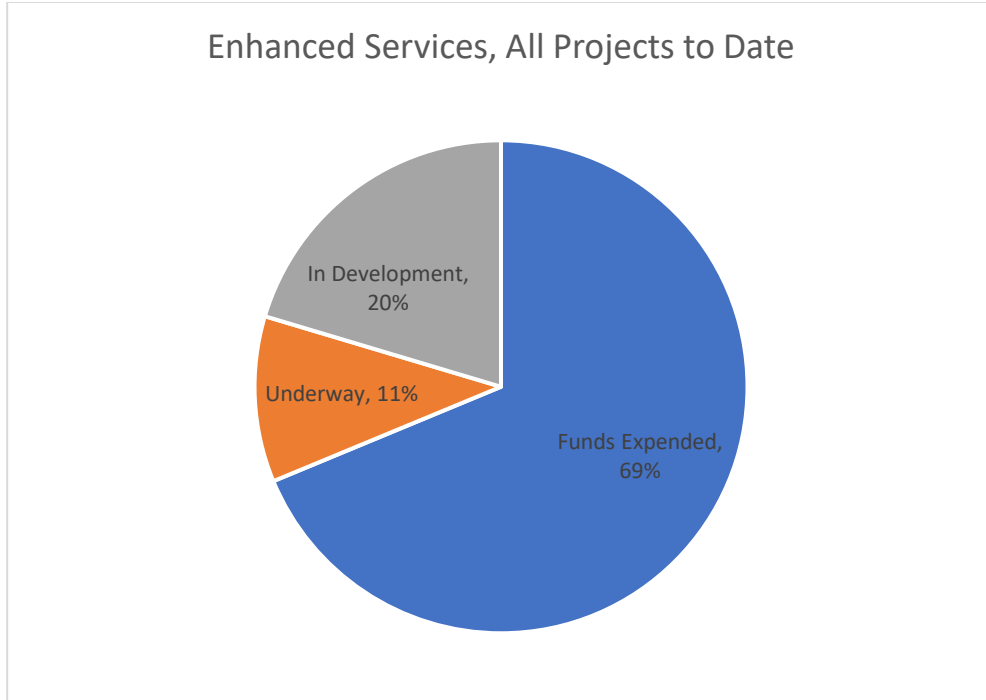
1. Board BUILD Leadership Series (Part 3 of 4): How to Identify and Avoid Board Conflict. Part three of the four-part series for individuals serving nonprofits that want to learn the warning signs that signal a board or organization is in jeopardy and the strategies to ensure a healthy and respectful culture.
2. Board BUILD Leadership Series (Part 4 of 4): Panel Discussion for Executive Directors and Board Leadership. During the final part of the series, attendees heard from leading regional nonprofits and their executive board leadership on best practices in governance, management, and partnership to provide strong health and growth to the organization.

SBGP also continued holding quarterly grantee networking meetings. Networking meetings include a mix of local nonprofit news, open discussion, resources, and presentations from grantees and experts in the field. During the last quarter, one networking meeting was held in April 2024. The next quarterly networking meeting is scheduled for July 2024.

Learn more and register for these and other opportunities at <https://sbgpartnership.org/workshops/>.

B. Enhanced Services

SBGP has made significant progress in supporting communities through the Enhanced Services program. Since inception, SBGP has committed \$16,853,031 to Enhanced Services. An additional \$4,286,389 of projects were in development, and SBGP had expended \$14,518,995 on Enhanced Services to date as of June 30, 2024.



Funds for projects in development will support ongoing Florence Cummins Park enhancements, Solo Gibbs Park enhancements being contracted by BCRP, the construction of a second multi-purpose turf field in partnership with the Ripken Foundation, and other projects. Once these projects are fully contracted, they will be categorized as underway.

See the 'Summary of Projects' exhibit for a list and details of Enhanced Services. Additional details of Enhanced Services, including updates on specific projects, are available upon request.

1. Project Implementation and Program Management

SBGP has successfully programmed all Enhanced Services funds through FY23 to date and continued planning and programming its FY24 Enhanced Services. With many larger projects about to enter their next phase of implementation, SBGP is looking forward to continuing to deliver tangible results that benefit communities across the district.

Since many of SBGP's Enhanced Services are spent in support of the Baltimore City Department of Recreation and Parks (BCRP), the two organizations have operated under legal agreements that facilitate SBGP's ability to provide grants and donations. Both of these agreements have now been updated and approved by the Board of Estimates.

2. Project Highlights

During the last quarter, SBGP invested in a wide range of projects across the District, including park maintenance, landscaping, waste management, and programming.

In time for the Baltimore City Recreation and Parks Cherry Hill Splash Park Pool opening this summer at 101 Reedbird Avenue, SBGP contracted with JB Contracting to power wash exterior trims, dormers, and overhangs around the building and repair damaged wood and apply two coats of finish paint. Here is the before and after:



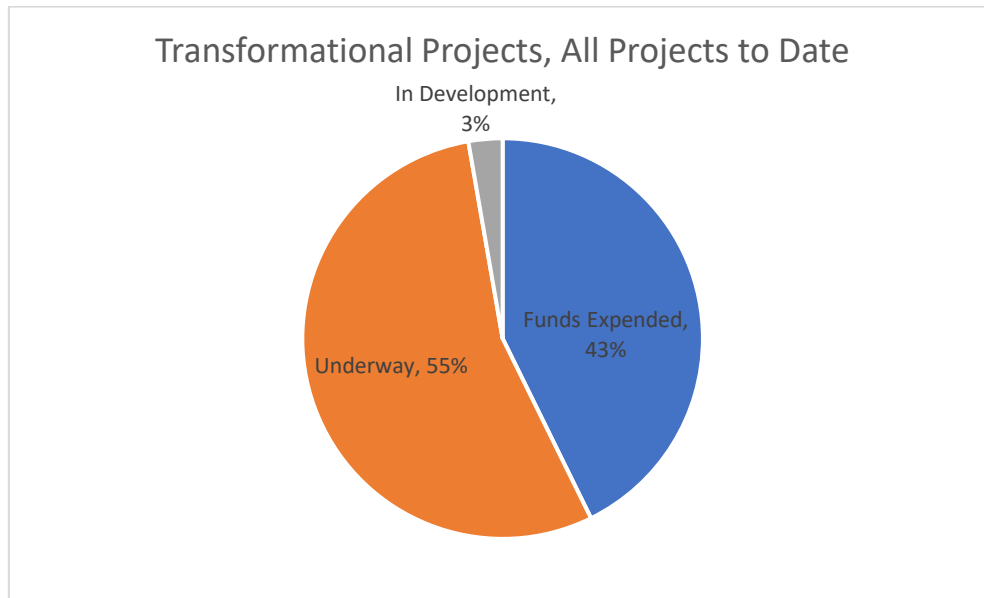
SBGP works closely with Federal Hill Main Street and Pigtown Main Street. In addition to funding landscaping maintenance and seasonal flowers and plants, SBGP funded artistic painting and repairs of pots and planters. Here are some of the painted pots and planters along Pigtown Main Street, Washington Boulevard, that also serve to calm vehicle traffic and make the commercial area more friendly to those on foot!



C. Transformational Projects

During the last quarter, SBGP continued administering Transformational Projects underway as well as developing potential future Transformational Projects to bring about dramatic change in the District.

Since inception, SBGP has committed \$38,423,636 to Transformational Projects, including \$15,062,829 of core projects. An additional \$400,000 of projects were in development, and SBGP had expended \$13,413,042 on Transformational Projects to date, including \$6,113,309 on core projects, as of June 30, 2024.



The funds for potential projects “in development” are detailed below. See the ‘Summary of Projects’ exhibit for a list and details of Transformational Projects. Additional details of Transformational Projects, including updates on specific projects, are available upon request.

1. Reimagine Middle Branch

SBGP was excited to celebrate the commencement of the Middle Branch Resiliency Initiative (MBRI) with a major press event on April 19, 2024. The Hanover Street Wetlands, approximately 10 acres in “MBRI South,” is the first living shoreline section to commence construction, representing one of many steps toward fulfilling Reimagine Middle Branch’s commitment to fostering equity by protecting and connecting South Baltimore’s shoreline and communities. Completion of the Hanover Street Wetlands section is anticipated in late 2025. SBGP was joined by a significant number of elected and appointed officials, community members, and project partners.



The funding secured for the Middle Branch Resiliency Initiative (MBRI) now totals \$67 million, including:

- **\$31.9 million** in a FEMA grant under the Building Resilient Infrastructure and Communities (or BRIC) program, as a subaward from the Maryland Department of Emergency Management;
- **\$3.4 million** from the National Fish and Wildlife Foundation, through their National Coastal Resilience Fund;
- **\$3.5 million** from Maryland Department of Natural Resources, through their Maryland's Chesapeake & Atlantic Coastal Bays Trust Fund;
- **\$5.1 million** from Baltimore City's Department of Public Works;
- **\$6.6 million** from Baltimore County, who shares this watershed with the city and is equally committed to its future;
- **\$5.6 million** from the National Oceanic and Atmospheric Agency (or NOAA) through their Transformational Habitat Restoration and Coastal Resilience Grants; and
- **\$10.8 million** from Maryland's Department of the Environment, through their Bay Restoration Fund and Comprehensive Flood Management Program. In addition, SBGP has secured a \$25 million low-interest loan from the State Revolving Loan Fund to help manage cash flow during construction.

SBGP and its various partners have now begun the process of applying for a variety of new park and trail grants. These applications will largely be submitted in the next

quarter. The goal has been to ensure that as design, permitting, and construction work for the Middle Branch Resiliency Initiative (MBRI) continues to move forward, SBGP is also seeking funding for public access enhancements to ensure that South Baltimore residents can enjoy these new natural amenities.

Design work has continued on the Westport Waterfront Park, focusing primarily on complex technical requirements related to zoning, grading, subdivision, and Critical Area requirements. Significant progress has been made on the path towards completed 30% design documents. Once these technical issues have been adequately addressed, public meetings about design and programming are likely to continue in the next quarter.

Meanwhile, planning for the Black Sox Park site on the Westport Waterfront has continued, with Coppin State students performing original historical research into the players at the site. Meanwhile, Parks & People is developing governance and organizational plans for the implementation of the historic memorial. Very preliminary design conversations are also starting between the consulting team and the Westport Waterfront Park design team.

Lastly, the Board of Directors approved an additional \$3.5 million in funding for Reimagine Middle Branch, which will be used in the coming years to advance this suite of projects.

2. Community Development Fund (CDF)

In FY 2023, SBGP approved \$3.5 million over three fiscal years for a Community Development Fund (CDF) to address vacancies, preserve affordability, support legacy homeowners, and attract investment that furthers neighborhood plans and aspirations.

The Strategic Planning Committee of the Board approved a grant of \$500,000 to Pigtown Main Street, which submitted a proposal on behalf of EVI. EVI is developing a new branch of the Pratt Library, offices for Pigtown Main Street, a community meeting space, and 21 apartments on three floors above the Library at 856 Washington Boulevard, which is the present site of the Pratt Library branch. The transfer of funds is contingent on EVI completing financing and construction of the project. The project completion is scheduled for November 2025, but the grant will include a grace period of up to one year to complete the project. The Strategic Planning Committee believed that the project had significant strategic value. Once completed, the project would enhance the quality of life in one of the neighborhoods of the District and would support a true mixed-use development in the Pigtown community.

SBGP has also received a second proposal, which is currently being evaluated. Review should be complete in the next quarter.

3. The B&O Railroad Museum Transformation

Following several months of consideration and a site visit to the B&O Railroad Museum, [SBGP committed \\$1 million](#) to support the planned transformation of the museum. SBGP's funding will support the planned restoration of the South Car Works Building and create open community space as part of the museum's new master plan. This will make the structure the new entrance to the museum and reconfigure its campus flow to face Southwest Baltimore, knitting the museum seamlessly into the neighborhood of Pigtown and helping its many visitors to enjoy the food and shopping along Pigtown's beautiful main street.

SBGP is still working with the Museum to identify the specific scope of work that will be funded and negotiate a grant agreement. This is taking some time as the Museum is busy finalizing its designs and securing its remaining funding.

4. New Grocery Store at Mt. Clare Junction

The State of Maryland awarded SBGP a grant of \$200,000 to help the proposed new grocery store at the Mount Clare Junction Shopping Center purchase new equipment. SBGP has entered into a sub-grant agreement with the grocery store owner and advanced these funds. Baltimore City has also committed an additional \$300,000 to this project. Although SBGP had anticipated the store to open in the current quarter, construction delays have pushed this to the next quarter.

5. Projects in Development

During the last quarter, SBGP continued developing potential future Transformational Projects to bring about dramatic change in the District. As mentioned above, the Strategic Planning Committee recommended, and the full Board approved, putting an additional \$3.5 million behind the Reimagine Middle Branch project, to be drawn down by staff over the coming years.

Staff and Board members continued to evaluate how best (if at all) to respond to the recent Key Bridge collapse. This is a rapidly evolving situation, and it is not clear what role SBGP can play in the response. It is entirely possible that other agencies are better positioned to provide support. In either event, SBGP continues to carefully track the situation, and is prepared to step in if needed.

D. Overhead and Administration

1. Human Resources and Administration

During the last quarter, SBGP continued planning for future organizational needs and structure consistent with the FY24 Financial Plan and completed the FY25 financial planning process.

SBGP continued planning for new staff positions and promoted several existing staff members to help increase and diversify SBGP's funding so the organization can continue to grow and evolve its capacity and vision. In line with those plans, SBGP advertised for Enhanced Services (Program) Director and Development Director positions, which it expects to hire for in the upcoming quarter. SBGP also completed hiring two Operations Managers that will start in August 2024. SBGP plans to advertise for and hire additional positions during upcoming quarters.

Following the RFQ for insurance brokerage services issues in Fall 2023, SBGP completed the transition to its new insurance broker, HUB International, who has expertise in local nonprofit and mission-based organizations. SBGP's new insurance broker completed a review of SBGP's current insurance coverage, which it believes to be appropriate for SBGP at this time.

2. Finance

a. Fiscal Management and Procedures

During the last quarter, SBGP continued reviewing its financial position, financial activity, and related procedures with its Finance Committee and Board of Directors. This includes quarterly reviews of the performance of its investment in a very low risk passive ultra-short U.S. Treasury strategy.

In addition, SBGP continued assessing and reviewing its policies, procedures, and internal controls to continue to strengthen its infrastructure. The importance of this work was underscored by the fact that SBGP was the target of cyber fraud. Thankfully, due to established policies and observant staff members, SBGP quickly discovered and addressed the issue before it could escalate. A relatively modest amount of funds was lost, and SBGP is now attempting to recover those funds. (A final outcome is expected during the upcoming quarter.) In response to the issue, SBGP assessed and reinforced its internal controls and security procedures to prevent any future issues. The SBGP Board received a full report on the issue, and SBGP continues to assess additional security and risk management measures on an ongoing basis.

Meanwhile, SBGP staff initiated a management discussion with the Finance Committee and Board related to the Middle Branch Resiliency Initiative (MBRI). Part of the capital budget of each MBRI site includes money towards an endowment fund, to cover long-term maintenance. Staff proposed that all funds allocated for this endowment be placed in a separate account and be designated as "committed" funds that cannot be spent on any other purpose. This requires an affirmative Board vote. The Board agreed that this was prudent and requested that staff return next quarter with a formal resolution for review and vote.

b. FY24 Financial Audit

By law, SBGP is required to conduct an annual financial audit. During the last quarter, SBGP began planning for its FY24 audit with its independent audit firm, SB

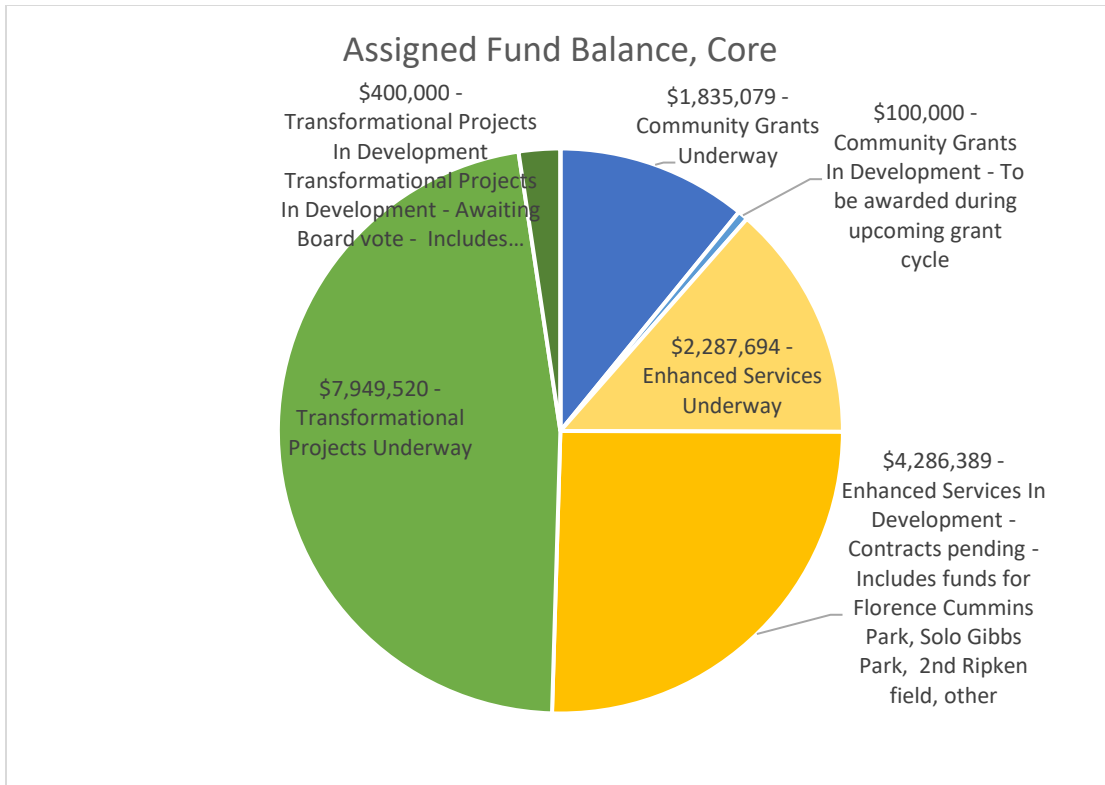
& Company. The auditor met with SBGP staff and the Finance Committee to review the audit scope and timeline as well as any issues and concerns. The audit will include a single audit since SBGP expended \$750,000 or more of federal funds in FY24. The auditor is planning to present the draft audit report to the Finance Committee and Board of Directors in September 2024.

c. Update on the FY24 Financial Plan

The original FY24 budget was relatively conservative compared to actual FY22 and FY23 revenues. As a result, and as with prior years, the SBGP staff, Finance Committee, and Board monitored SBGP's performance monthly and SBGP expects to finalize its plans for additional FY24 spending during the upcoming quarter.

(SBGP submitted its FY24 Financial Plan to its assigned liaison in the Mayor's Office on April 28, 2023 for submission to the Board of Estimates. SBGP received notice that the financial plan was approved by the Board of Estimates in April 2024.)

Consistent with its relatively conservative financial plan, revenues were over budget. SBGP has planned the allocation of all FY24 revenues. Expenses were also technically over budget, but this is actually a very good thing because it is evidence that several of SBGP's large, complex, multi-year projects (such as the Carroll Park Recreation Center) are finally coming to completion. Expenses outpaced revenues, not because SBGP spent money it did not have, but simply because SBGP spent funds budgeted for FY24 as well as funds rolled over from previous fiscal years. (Since many projects take a year or more to complete, not all funds assigned in a given fiscal year will be spent within that year.) SBGP therefore did not commit or spend more FY24 funds than budgeted and planned and remains committed to expending funds according to its financial plans and investing in its communities. As of June 30, 2024, SBGP had \$17,083,682 assigned/encumbered for projects underway and in development and other future expenses, and no unassigned fund balance. The entire assigned fund balance was for work funded with core casino Local Impact Grants. Total Assets does not yet include \$15,211,939 of supplemental grant funding. These funds will be recorded as receivables and revenue once the conditions of the grants are satisfied or as expenditures are incurred. For more details, see the 'Assigned Fund Balance, Core' chart on the following page.



As previously explained, many projects take a year or more to complete. For example, Community Grants generally take a year or more for grantees to execute, as do large Enhanced Services capital projects. Similarly, large investments in complex Transformational Projects take long periods of time and fiduciary analysis to responsibly prepare and execute. As a result, not all funds assigned in a given fiscal year will be spent within that year, and SBGP expects to maintain a significant fund balance for the foreseeable future.

As a result, SBGP undertook a review of its cash management strategy and invested in a very low risk passive ultra-short U.S. Treasury strategy. It is worth noting that investments are stated at fair market value, which will fluctuate monthly due to market activity. In addition, although the investments themselves are very low risk, periodic losses may need to be reported from time to time due to the timing of SBGP’s investment, buying into the coupon rate, and market volatility. However, since SBGP plans to hold the investments to maturity, SBGP has every reason to expect a positive rate of return.

See the ‘Update on the FY24 Financial Plan’ exhibit for the financial statements for SBGP as of and for the month and year ended June 30, 2024.

b. FY25 Financial Plan

SBGP held its annual Spring Public Meeting on April 10, 2024 and invited members of the general public to provide feedback on SBGP’s proposed FY25 Financial Plan (budget) and general performance. The FY25 Financial Plan was also provided to the

Local Development Council for comment. SBGP's FY25 Financial Plan was then adopted by SBGP's Board of Directors on April 17, 2024 and submitted to SBGP's assigned liaison in the Mayor's Office on April 29, 2025 for submission to the BOE. Approval by the BOE is pending.

The approved FY25 budget includes \$8.7 million in revenues. Program expenses are budgeted to be 89% of total expenses, and operating expenses are budgeted to be just 11% of total expenses, showing that SBGP remains committed to keeping overhead costs low and investing directly in its communities. Since the target for emergency reserves of \$1.5 million has been met, SBGP has not budgeted to reserve any additional funds.

The FY25 budgeted revenues are more optimistic than prior years budgets but still relatively conservative. As with prior years, the SBGP staff, Board, and Finance Committee will monitor performance monthly and consider any potential revisions if needed.

See the 'FY25 Financial Plan (Budget)' exhibit for the entire FY25 Financial Plan.

3. Communications and Outreach

SBGP was excited to [celebrate the commencement of the Middle Branch Resiliency Initiative \(MBRI\) as part of Reimagine Middle Branch on April 19, 2024](#), with a major press event. The Hanover Street Wetlands, approximately 10 acres in "MBRI South," is the first living shoreline section to commence construction, representing one of many steps toward fulfilling Reimagine Middle Branch's commitment to fostering equity by protecting and connecting South Baltimore's shoreline and communities. Completion of the Hanover Street Wetlands section is anticipated in late 2025. SBGP was joined by a significant number of elected and appointed officials, community members, and project partners, including Senator Ben Cardin, Senator Chris Van Hollen's Baltimore City Regional Director Elonna Jones, Congressman John Sarbanes, Congressman Kweisi Mfume's Acting District Director Ray Conaway, Senate President Bill Ferguson, Comptroller Brooke Lierman's Chief of Staff Rianna Matthews-Brown, Mayor Brandon M. Scott, Councilwoman Phylcia Porter's Chief of Staff Ashia Caraway, and Baltimore County Executive John "Johnny O" Olszewski, Jr., representatives of governmental agencies, and the leadership of BGE and Medstar Harbor Hospital. MBRI also received special recognition from Comptroller Lierman's office in recognition of the project's resiliency significance. SBGP will continue to celebrate future implementation phases around the project area.



SBGP continued communications and outreach efforts to engage with the communities in the District and respond to their needs. This included attending community and stakeholder meetings and events so that residents and others have an easy way to get in touch with SBGP.

SBGP also continued to raise awareness of the organization and its work, including refreshing its website, continuing its social media presence, and sending regular e-newsletters to share important and timely information with stakeholders. In addition, SBGP continued planning for the SBGP website redesign project and released an RFQ for Website Development Services for New Website with Accessibility Integration. SBGP anticipates selecting a vendor during the upcoming quarter. Additionally, SBGP prepared for the upcoming openings of the SBGP Board application and Community Grants Summer 2024 application cycle, as well as outreach development and support for Reimagine Middle Branch’s new public programming and events.

Recent media coverage included [WMAR](#) and [WBAL](#) spotlights on the wetland restoration coming to South Baltimore in their news segments about MBRI. MBRI coverage continued with WYPR’s feature, “[Restored wetlands could help protect neglected South Baltimore communities.](#)” Maryland’s Department of Natural Resources also highlighted MBRI on their website’s article, “[Baltimore Project Brings Together Environmental Resilience and Community Development,](#)” which discusses MBRI’s potential to be a model for urban and community-led restoration. The Maryland Daily Record focused on the most recent Community Grants awarded, “[South Baltimore Gateway Partnership announces nearly \\$1M in community grants.](#)”

4. Program Management, Compliance, and Evaluation

a. Procurement, Impact Investments, and MBE/WBE Participation

SBGP remains committed to directing its funding towards MBE/WBE firms, local businesses, non-profits, and other Impact Investments consistent with its mission and procurement policy and tracks those Impact Investments on a quarterly basis. Although most of the information is provided on a voluntary basis and SBGP continues collecting data on new and existing vendors, the report shows that SBGP is making serious efforts to direct its funding towards local businesses, non-profits, and other Impact Investments. Of \$9.4 million of expenditures in FY24, approximately 39 percent constitute Impact Investments of one form or another. Approximately 87 percent of these Impact Investments went to city-based vendors, 90 percent went to nonprofit vendors, six percent went to other impact investments such as small businesses, and five percent went to minority and women’s business enterprises.

SBGP’s FY25 organizational overhead budget was submitted to the Minority and Women’s Business Opportunity Office (MWBOO) in June 2024 for the purposes of calculating the organization’s MBE/WBE participation goals for its overhead expenses. SBGP is proceeding with the budget and proposed MBE/WBE goals in

good faith since it did not formally receive goals or other guidance from the MWBOO and the fiscal year is underway.

SBGP also continues to submit its program project budgets that are \$50,000 and greater to the MWBOO for determination of individual project MBE/WBE participation goals. For any projects with MBE/WBE goals, SBGP also continues documenting intent to comply, and then compliance, with those goals before closing out projects.

(It is worth noting that the two master funding agreements between SBGP and BCRP for Enhanced Services that were originally signed during Fall 2018 clarify the MBE/WBE compliance responsibilities for the two parties. One of the agreements was recently renewed and the other renewal is still being developed. The City assumed primary compliance obligations for any expenditures where SBGP reimburses BCRP for its projects, as well as in situations where BCRP directs SBGP to make specific expenditures on its behalf. However, at the MWBOO's request, SBGP continues submitting budgets for those projects that are \$50,000 and greater for the determination of MBE/WBE goals.)

SBGP provides proposed goals and deadlines for responses to the MWBOO. While the MWBOO occasionally provides goals or acknowledges SBGP's correspondence and submissions, it has not been providing consistent responses or guidance. SBGP has therefore been proceeding with projects as proposed in its MWBOO submissions in good faith. SBGP continues to seek communication and guidance from the MWBOO regarding the submission and response process and timeline as well as how best to avoid interrupting projects underway. SBGP remains committed to working with both the project managers/service providers and the MWBOO to keep projects moving forward and also satisfy any goals and resolve any issues as necessary as MWBOO responses for those projects are received.

See the 'Impact Investments Report' exhibit for more information.

b. Program Evaluation and Performance Measurement

The SBGP Strategic Plan calls for SBGP to significantly improve the vitality of the South Baltimore Gateway neighborhoods for all residents. In order to hold SBGP to this high standard, SBGP developed a performance measurement system to track and evaluate program activity metrics (primary data) and social and economic health metrics (secondary data), which continue to be collected and reported on a quarterly and annual basis, respectively.

See the 'Program Activity Metrics' exhibit for more information.

IV. Exhibits

- A. Update on the FY24 Financial Plan (Financial Statements as of and For the Month and Year Ended June 30, 2024)
- B. FY25 Financial Plan (Budget)
- C. Impact Investments Report
- D. Program Activity Metrics
- E. Summary of Projects

Exhibit A. Update on the FY24 Financial Plan

**SOUTH BALTIMORE GATEWAY COMMUNITY IMPACT
DISTRICT MANAGEMENT AUTHORITY**
Financial Statements
For the Year Ended June 30, 2024

SOUTH BALTIMORE GATEWAY COMMUNITY IMPACT DISTRICT MANAGEMENT AUTHORITY
STATEMENT OF FINANCIAL POSITION
As of and For the Year Ended June 30, 2024

ASSETS	
Current Assets	
Cash and Cash Equivalents	\$ 8,868,075
Due from State ¹	717,310
Accounts Receivable ⁷	751,407
Prepaid Expense	17,675
Total Current Assets	<u>10,354,467</u>
Investments ⁶	8,424,546
Total Assets ²	<u>\$ 18,779,013</u>
LIABILITIES AND NET ASSETS	
Current Liabilities	
Accounts Payable	\$ 171,469
PTO Liability	23,862
Total Current Liabilities	<u>195,331</u>
Fund Balance	
Committed ³	1,500,000
Assigned ⁴	17,083,682
Unassigned ⁵	-
Total Fund Balance	<u>18,583,682</u>
Total Liabilities and Fund Balance	<u>\$ 18,779,013</u>

Footnotes:

1. Due from State for June 2024 revenue.
2. Total Assets of \$18,779,013 includes an Intergovernmental Revenue Receivable of \$717,310 and Investments of \$8,424,546. \$17,083,682 of Total Assets is assigned/encumbered for Community Grants, Enhanced Services, Transformational Projects, and Indirect Program and Overhead; and \$1,500,000 is committed by the Board to serve as emergency reserves. Total Assets do not include \$15,211,939 of supplemental grant funding. These funds will be recorded as receivables and revenue once the conditions of the grants are satisfied or as expenditures are incurred.
3. Committed fund balance includes \$1,500,000 that serves as an emergency reserve, which would cover core overhead and program expenses for approximately three months, or core overhead and 50 percent of program expenses for approximately six months.
4. Assigned fund balance includes \$16,858,682 for work funded with core casino Local Impact Grants and \$225,000 for work funded with other supplemental sources. Funds budgeted for Community Grants, Enhanced Services, and Transformational Projects are encumbered for projects in development. Those funds are then encumbered for specific Community Grants and Transformational Projects following Board approval, and for specific Enhanced Services once a contract is executed for those services. Encumbrances include 11 Transformational Projects totaling \$7,949,520; \$400,000 for Transformational Projects in development; 1 Supplemental Transformational Projects totaling \$225,000; 40 Enhanced Services totaling \$2,287,694; \$4,286,389 for Enhanced Services in development; 72 Community Grants totaling \$1,835,079; and \$100,000 for Community Grants in development. For more details, see the 'Assigned Fund Balance' chart/s included with these reports.
5. Unassigned fund balance includes amounts not yet committed, restricted or encumbered/assigned.
6. SBGP is invested in a low risk, passive ultra-short U.S. Treasury strategy. Investments are stated at fair market value. Fair market value of the portfolio will fluctuate monthly due to market activity, however, since SBGP plans to hold the investments to maturity, SBGP has every reason to expect a positive rate of return.
7. Due for supplemental grants and other miscellaneous receivables.

No attest assurance is provided.

SOUTH BALTIMORE GATEWAY COMMUNITY IMPACT DISTRICT MANAGEMENT AUTHORITY
STATEMENT OF ACTIVITIES, CORE AND SUPPLEMENTAL
For the Month and Year Ended
June 30, 2024

	Month of June 2024	Year Ended June 2024	% to Total Expenses	Revised Budget FY24	% to Total Expenses	Variance to Revised Budget FY24
REVENUES						
Intergovernmental Revenue (Local Impact Funding)	\$ 717,310	\$ 8,384,704		\$ 8,000,000		\$ 384,704
Investment (Loss) Income, net ¹⁶	44,343	385,321		-		385,321
Interest Income ¹	21,905	276,806		100,000		176,806
Administrative Fees ¹⁷	75,568	105,569		-		105,569
Baltimore DPW for Site 5a ¹⁸	-	-		-		-
MD DHCD BRNI ²³	-	200,000		-		200,000
MHH Wetlands 1 NFWF ²¹	-	650,000		-		650,000
MHH Resiliency PH 1 FEMA ¹⁹	-	2,405,733		-		2,405,733
NOAA, Patapsco ²²	-	676,044		-		676,044
Other Income	-	-		-		-
Total Revenues	859,126	13,084,177		8,100,000		4,984,177
PROGRAM EXPENSES						
Community Grants ²	77,548	1,106,350		1,267,098		160,748
Salaries and Benefits ⁵	17,918	223,032		266,322		43,290
Other Program Expenses ⁶	13,951	86,623		34,400		(52,223)
Enhanced Services ⁷	164,436	5,441,025		2,050,646		(3,390,379)
Salaries and Benefits ⁵	19,422	224,516		266,322		41,806
Other Program Expenses ⁶	-	66		11,600		11,534
Transformational Projects ⁴	97,514	887,355		2,906,954		2,019,599
Transformational Projects MD DHCD BRNI ²³	-	200,000		-		(200,000)
Transformational Projects MHH Wetlands 1 NFWF ²¹	-	650,000		-		(650,000)
Transformational Projects Baltimore DPW for Site 5a ¹⁸	-	-		-		-
Transformational Projects NOAA, Patapsco ²²	-	676,044		-		(676,044)
Transformational Projects MHH Resiliency PH 1 FEMA/MDEM ¹⁹	-	2,405,733		-		(2,405,733)
Salaries and Benefits ⁵	31,327	297,609		329,711		32,102
Other Program Expenses ⁶	60,930	306,852		240,000		(66,852)
Discretionary Insurance Fund ²⁰	-	526		15,000		14,474
Total Program Expenses	483,046	12,505,731	94%	7,388,053	91%	(5,117,678)
Net Revenue after Program Expenses	376,080	578,446		711,947		10,101,855
OVERHEAD EXPENSES						
Accounting ⁸	6,250	66,033		60,000		(6,033)
Audit Fee ⁹	3,300	16,200		14,900		(1,300)
Bank Fees	660	16,023		5,500		(10,523)
Business Meals and Entertainment	720	9,390		7,500		(1,890)
Equipment	9,400	16,177		10,800		(5,377)
Insurance ¹⁰	974	42,587		40,000		(2,587)
Legal Fees	-	-		15,000		15,000
Marketing and Communications	685	2,365		5,000		2,635
Miscellaneous	29,917	31,545		5,000		(26,545)
Printing and Copying	-	554		1,000		446
Professional Services ⁷	-	22,000		35,000		13,000
Rent and Utilities ¹¹	7,725	58,150		29,694		(28,456)
Salaries and Staff Benefits ¹²	18,850	394,596		312,041		(82,555)
Staff Training and Development	300	3,034		15,000		11,966
Supplies	-	2,195		5,000		2,805
Technology and Support ¹³	6,303	100,383		138,012		37,629
Travel and Meetings	550	7,108		6,500		(608)
Telecommunication ¹⁴	550	6,575		6,000		(575)
Total Overhead Expenses	86,184	794,915	6%	711,947	9%	(82,968)
Total Expenses	569,230	13,300,646		8,100,000		(5,200,646)
Change in Net Assets	289,896	(216,469)		-		10,018,887
Fund Balance, June 1, 2024	18,293,786	18,800,151		18,800,151		18,800,151
Fund Balance, June 30, 2024 ¹⁵	<u>\$ 18,583,682</u>	<u>\$ 18,583,682</u>		<u>\$ 18,800,151</u>		<u>\$ 28,819,038</u>

Footnotes:

1. Includes interest earned on SBCG deposits.
2. Community Grants include expenses related to grants underway. Funds budgeted for Community Grants are encumbered for projects in development. Those funds are then encumbered for specific Community Grants following Board approval of funding awards, and then expensed when grant draw/payment requests are received and payable. See Quarterly Report for additional detail.
3. Enhanced Services include expenses related to projects underway. Funds budgeted for Enhanced Services are encumbered for projects in development. Those funds are then encumbered for specific Enhanced Services once a contract is executed for those services and then expensed when payment requests are received and payable. See Quarterly Report for additional detail.
4. Transformational Projects include expenses related to projects underway. Funds budgeted for Transformational Projects are encumbered for projects in development. Those funds are then encumbered for specific Transformational Projects following Board approval and then expensed when payment requests are received and payable. See Quarterly Report for additional detail.
5. Includes salaries and benefits for program employees.
6. Include miscellaneous indirect program expenses, including funds for a technical assistance program for grantees, and part time consultant services for Transformational Projects.
7. Includes compensation consultant services.
8. Fees for third-party accounting services. The contract with C.E.A. Scholtes & Associates includes hourly rates.
9. For the FY23 audit and Single audit.
10. Includes annual premiums for commercial insurance policies.
11. SBCG has a lease on private offices in a co-working space.
12. Includes salaries and benefits for operations employees.
13. Includes web development/maintenance, IT support, and software licensing.
14. Include reimbursements for staff use of personal phones.
15. \$1,500,000 is committed/restricted by the Board to serve as emergency reserves for future years to protect against potential funding fluctuations. SBCG has established a target reserve of approximately \$1.5 million, which would cover core overhead and program expenses for three months, or core overhead and 50 percent of program expenses for six months.
16. Includes unrealized gains/losses and interest on SBCG's investment in a low risk, passive ultra-short U.S. Treasury strategy. Periodic losses may occur due to the timing of SBCG's investment, buying into the coupon rate and market activity. However, since SBCG plans to hold the investments to maturity, SBCG has every reason to expect a positive rate of return.
17. Grant administration fees from supplemental grants.
18. Pass through grant funding from the City of Baltimore Department of Public Works (DPW) for the MB Resiliency Site 5A for the restoration of Wetlands.
19. Grant funding from the Federal Emergency Management Agency (FEMA) and the Maryland Department of Emergency Management (MDEM) for Phase 1 Engineering & Design for flood resiliency and aquatic habitat mitigation.
20. Discretionary insurance fund for limited-capacity partners to purchase private insurance in accordance with SBCG grant agreement/contracting requirements.
21. Grant funding from the National Fish and Wildlife Foundation (NFWF) for Phase 1 Engineering & Design for flood resiliency and aquatic habitat mitigation.
22. Grant funding from the National Oceanic and Atmospheric Administration (NOAA) for the Patapsco Delta Sustainable Fishery and Ecosystem Resilience Project.
23. Grant funding from the Maryland Department of Housing and Community Development (MD DHCD) Baltimore Regional Neighborhood Initiative (BRNI) program for the Mount Clare Junction Grocery Store project.

No attest assurance is provided.

SOUTH BALTIMORE GATEWAY COMMUNITY IMPACT DISTRICT MANAGEMENT AUTHORITY
STATEMENT OF ACTIVITIES, CORE
For the Month and Year Ended
June 30, 2024

	Month of June 2024	Year Ended June 2024	% to Total Expenses	Revised Budget FY24	% to Total Expenses	Variance to Revised Budget FY24
REVENUES						
Intergovernmental Revenue (Local Impact Funding)	\$ 717,310	8,384,704		\$ 8,000,000		\$ 384,704
Investment (Loss) Income, net ¹⁵	44,343	385,321		-		385,321
Interest Income ³	21,905	276,806		100,000		176,806
Administrative Fees ¹⁶	75,568	105,569		-		105,569
Other Income	-	-		-		-
Total Revenues	<u>859,126</u>	<u>9,152,400</u>		<u>8,100,000</u>		<u>1,052,400</u>
PROGRAM EXPENSES						
Community Grants ²	77,548	1,106,350		1,267,098		160,748
Salaries and Benefits ⁵	17,918	223,032		266,322		43,290
Other Program Expenses ⁶	13,951	86,623		34,400		(52,223)
Enhanced Services ³	164,436	5,441,025		2,050,646		(3,390,379)
Salaries and Benefits ⁵	19,422	224,516		266,322		41,806
Other Program Expenses ⁶	-	66		11,600		11,534
Transformational Projects ⁴	97,514	887,355		2,906,954		2,019,599
Salaries and Benefits ⁵	31,327	297,609		329,711		32,102
Other Program Expenses ⁶	60,930	306,852		240,000		(66,852)
Discretionary Insurance Fund ¹⁸	-	526		15,000		14,474
Total Program Expenses	<u>483,046</u>	<u>8,573,954</u>	<u>92%</u>	<u>7,388,053</u>	<u>91%</u>	<u>(1,185,901)</u>
Net Revenue after Program Expenses	<u>376,080</u>	<u>578,446</u>		<u>711,947</u>		<u>2,238,301</u>
OVERHEAD EXPENSES						
Accounting ⁸	6,250	66,033		60,000		(6,033)
Audit Fees ⁹	3,300	16,200		14,900		(1,300)
Bank Fees	660	16,023		5,500		(10,523)
Business Meals and Entertainment	720	9,390		7,500		(1,890)
Equipment	9,400	16,177		10,800		(5,377)
Insurance ¹⁰	974	42,587		40,000		(2,587)
Legal Fees	-	-		15,000		15,000
Marketing and Communications	685	2,365		5,000		2,635
Miscellaneous	29,917	31,545		5,000		(26,545)
Printing and Copying	-	554		1,000		446
Professional Services ¹⁷	-	22,000		35,000		13,000
Rent and Utilities ¹¹	7,725	58,150		29,694		(28,456)
Salaries and Staff Benefits ¹²	18,850	394,596		312,041		(82,555)
Staff Training and Development	300	3,034		15,000		11,966
Supplies	-	2,195		5,000		2,805
Technology and Support ¹³	6,303	100,383		138,012		37,629
Travel and Meetings	550	7,108		6,500		(608)
Telecommunication ¹⁴	550	6,575		6,000		(575)
Total Overhead Expenses	<u>86,184</u>	<u>794,915</u>	<u>8%</u>	<u>711,947</u>	<u>9%</u>	<u>(82,968)</u>
Total Expenses	<u>569,230</u>	<u>9,368,869</u>		<u>8,100,000</u>		<u>(1,268,869)</u>
Change in Net Assets Core	289,896	(216,469)		-		-
Change in Net Assets for Pass Through Grants	-	-		-		2,155,333
Fund Balance, June 1, 2024	18,293,786	18,800,151		18,800,151		18,800,151
Fund Balance, June 30, 2024 ⁷	<u>\$ 18,583,682</u>	<u>\$ 18,583,682</u>		<u>\$ 18,800,151</u>		<u>\$ 20,955,484</u>

Footnotes:

1. Includes interest earned on SBGP deposits.
2. Community Grants include expenses related to grants underway. Funds budgeted for Community Grants are encumbered for projects in development. Those funds are then encumbered for specific Community Grants following Board approval of funding awards, and then expensed when grant draw/payment requests are received and payable. See Quarterly Report for additional detail.
3. Enhanced Services include expenses related to projects underway. Funds budgeted for Enhanced Services are encumbered for projects in development. Those funds are then encumbered for specific Enhanced Services once a contract is executed for those services and then expensed when payment requests are received and payable. See Quarterly Report for additional detail.
4. Transformational Projects include expenses related to projects underway. Funds budgeted for Transformational Projects are encumbered for projects in development. Those funds are then encumbered for specific Transformational Projects following Board approval and then expensed when payment requests are received and payable. See Quarterly Report for additional detail.
5. Includes salaries and benefits for program employees.
6. Include miscellaneous indirect program expenses, including funds for a technical assistance program for grantees, and part time consultant services for Transformational Projects.
7. \$1,500,000 is committed/restricted by the Board to serve as emergency reserves for future years to protect against potential funding fluctuations. SBGP has established a target reserve of approximately \$1.5 million, which would cover core overhead and program expenses for three months, or core overhead and 50 percent of program expenses for six months.
8. Fees for third-party accounting services. The contract with C.E.A. Scholtes & Associates includes hourly rates.
9. For the FY23 audit and Single audit.
10. Includes annual premiums for commercial insurance policies.
11. SBGP has a lease on private offices in a co-working space.
12. Includes salaries and benefits for operations employees.
13. Includes web development/maintenance, IT support, and software licensing.
14. Include reimbursements for staff use of personal phones.
15. Includes unrealized gains/losses and interest on SBGP's investment in a low risk, passive ultra-short U.S. Treasury strategy. Periodic losses may occur due to the timing of SBGP's investment, buying into the coupon rate and market activity. However, since SBGP plans to hold the investments to maturity, SBGP has every reason to expect a positive rate of return.
16. Grant administration fees from supplemental grants.
17. Includes compensation consultant services.
18. Discretionary insurance fund for limited-capacity partners to purchase private insurance in accordance with SBGP grant agreement/contracting requirements.

No attest assurance is provided.

Exhibit B. FY25 Financial Plan (Budget)

**SOUTH BALTIMORE GATEWAY COMMUNITY IMPACT DISTRICT MANAGEMENT AUTHORITY
PROPOSED FINANCIAL PLAN (BUDGET)
For the Year Ending June 30, 2025**

	Orig. Approved Budget FY23	% of Budget	Orig. Approved Budget FY24	% of Budget	Proposed Budget FY25	% of Budget	Comments
REVENUES							
Intergovernmental Revenue (Local Impact Funding)	\$ 8,000,000		\$ 8,000,000		\$ 8,000,000		The MD Racing Commission suggests budgeting revenues based on the last 12 months of actual revenues, which were approx. \$8.3 million for December 2022 through November 2023. Income earned on SBGP's investment account. Assumes 3.50%. Currently earning 4.57%. Interest earned on SBGP deposits. Assumes SBGP earns approx. \$16,700/month. SBGP has been earning approx. \$22,300/month in FY24 to date. Grant administration fees from supplemental grants.
Investment (Loss) Income, net	-		\$ -		\$ 280,000		
Interest Income	3,000		\$ 100,000		\$ 200,000		
Administrative Fees	-		\$ -		\$ 201,566		
Other Income	-		\$ -		\$ -		
Total Revenues	8,003,000		8,100,000		8,681,566		
PROGRAM EXPENSES							
Community Grants	1,231,370		\$ 1,267,098		\$ 1,227,513		20% of Direct Program Expenses
Salaries and Benefits	238,860		\$ 266,322		\$ 487,855		Salaries and benefits for Community Grants employees
Other Program Expenses	46,885		\$ 34,400		\$ 35,400		Capacity Building program, Program Committee and other meetings, other
Enhanced Services	1,847,054		\$ 1,900,646		\$ 1,841,269		30% of Direct Program Expenses
Salaries and Benefits	238,860		\$ 266,322		\$ 381,429		Salaries and benefits for Enhanced Services employees
Other Program Expenses	25,000		\$ 11,600		\$ 8,000		Events, meetings, collateral, other
Transformational Projects	3,078,424		\$ 3,056,954		\$ 2,955,854		50% of Direct Program Expenses, less Community Development Manager salary and benefits
Salaries and Benefits	153,476		\$ 329,711		\$ 554,580		Salaries and benefits for Transformational Projects employees, including Community Development Manager
Other Program Expenses	120,000		\$ 240,000		\$ 250,000		Transformational Projects consulting, Strategic Planning Committee and other meetings, other
Discretionary Insurance Fund	15,000		\$ 15,000		\$ 5,000		Discretionary insurance fund for small grantees, other limited-capacity partners to purchase private insurance in accordance with SBGP grant agreement/contracting requirements
Total Program Expenses	6,994,930	90.81%	7,388,053	91.21%	7,746,900	89.23%	
Net Revenue after Program Expenses	1,008,070		711,947		934,666		
OVERHEAD EXPENSES							
Accounting	60,000		\$ 60,000		\$ 65,000		Third-party accounting services
Audit Fee	9,700		\$ 14,900		\$ 18,400		FY24 financial audit and single audit (for three programs)
Bank Fees	5,500		\$ 5,500		\$ 13,500		
Business Meals and Entertainment	6,000		\$ 7,500		\$ 13,500		Board of Directors and other meetings
Equipment	2,000		\$ 10,800		\$ 22,000		Office furniture and equipment, eight new laptops (replacements and new)
Insurance	60,000		\$ 40,000		\$ 45,000		Annual premiums for commercial insurance policies
Legal Fees	15,000		\$ 15,000		\$ 15,000		
Marketing and Communications	5,000		\$ 5,000		\$ 6,000		MailChimp, HootSuite, boosted Facebook posts, mailings, Spanish translation, job advertising, other
Miscellaneous	5,000		\$ 5,000		\$ 5,000		Postage and mailing, Labor Law posters, Baltimore Sun and Baltimore Business Journal subscriptions, other
Printing and Copying	1,000		\$ 1,000		\$ 1,000		Business cards, other outsourced printing and copying
Professional Services	45,000		\$ 35,000		\$ 45,000		Website redevelopment, HR consultant, IT consultant
Rent and Utilities	30,508		\$ 29,694		\$ 93,627		12-month (continued) lease on offices in coworking space
Salaries and Staff Benefits	355,016		\$ 312,041		\$ 392,367		Salaries and benefits for operational employees
Staff Training and Development	13,500		\$ 15,000		\$ 22,500		
Supplies	5,000		\$ 5,000		\$ 7,500		Office supplies, including toner
Technology and Support	78,647		\$ 138,012		\$ 150,772		Software licenses, IT managed services and helpdesk support, web development/maintenance and hosting, other
Travel and Meetings	5,750		\$ 6,500		\$ 9,500		
Telecommunication	5,450		\$ 6,000		\$ 9,000		Stipends for employees' use of personal phones
Total Overhead Expenses	708,070	9.19%	711,947	8.79%	934,666	10.77%	
Total Expenses	7,703,000		8,100,000		8,681,566		
Change in Net Assets	300,000		-		-		

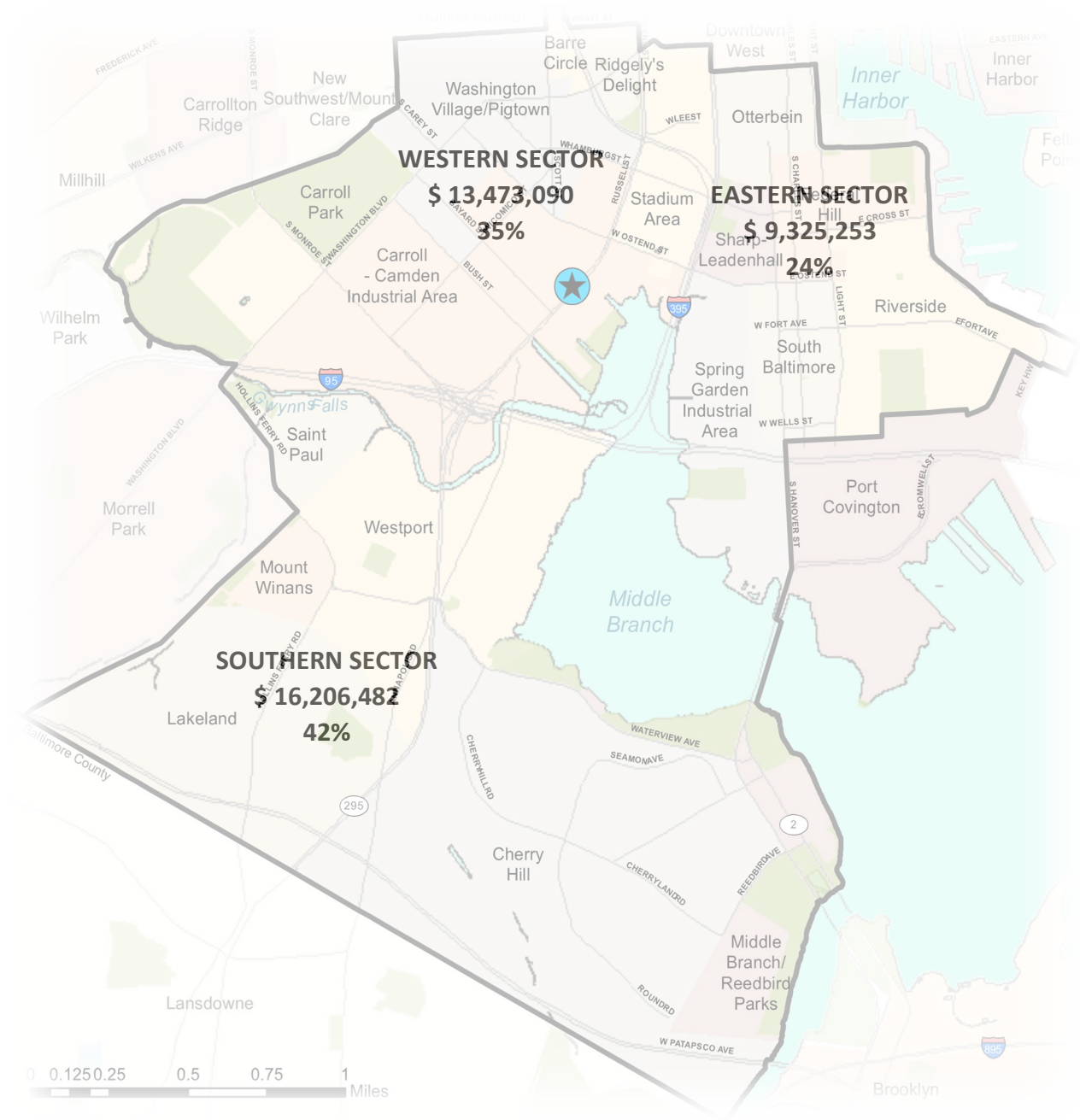
Exhibit C. Impact Investments Report

		FY18-23 Average (Cash Accounting)*		FY24 (Cash Accounting)*	
		Percent of Impact Investments	Percent of Total	Percent of Impact Investments	Percent of Total
Total					
Vendors		108		118	
Expenditures		4,205,429		\$ 9,368,869	
Impact Investments					
Vendors		52		68	
Expenditures		1,767,622	42.0%	\$ 3,643,600	38.9%
MBE/WBE					
Vendors		5		6	
Expenditures		137,944	7.8% 3.3%	\$ 198,463	5.4% 2.1%
Local Business Enterprises					
Vendors		28		60	
Expenditures		1,702,092	96.3% 40.5%	\$ 3,453,019	94.8% 36.9%
District					
Vendors		11		30	
Expenditures		354,539	20.1% 8.4%	\$ 890,170	24.4% 9.5%
Other Baltimore City					
Vendors		12		23	
Expenditures		863,842	48.9% 20.5%	\$ 2,279,614	62.6% 24.3%
Other Greater Baltimore					
Vendors		5		7	
Expenditures		483,711	27.4% 11.5%	\$ 283,235	7.8% 3.0%
Other Impact Investment					
Vendors		27		63	
Expenditures		1,717,514	97.2% 40.8%	\$ 3,508,985	96.3% 37.5%
501(c)(3) Nonprofit					
Vendors		21		58	
Expenditures		1,202,044	68.0% 28.6%	\$ 3,293,283	90.4% 35.2%
Social Enterprises (e.g. B Corporations)					
Vendors		-		0	
Expenditures		-	0.0% 0.0%	\$ -	0.0% 0.0%
Other (e.g. small businesses)					
Vendors		5		5	
Expenditures		515,470	29.2% 12.3%	\$ 215,702	5.9% 2.3%

* Impact Investments do not include those paid by credit card; SBGP's actual Impact Investments may therefore be higher than indicated on this report.

Exhibit D. Program Activity Metrics

**SBGP Core Projects Encumbered To Date, By Sector
as of 6/30/2024**



All SBGP (Core) Program Funding and Expenditures, by FY and Total to**Date:**

	#	SBGP Funding	% of Total	Expended	% Complete
FY24	117	\$9,358,478	100%	\$1,465,039	16%
FY23	103	\$11,054,183	100%	\$6,406,102	58%
FY22	85	\$4,218,537	100%	\$3,641,949	86%
FY21	72	\$4,580,941	100%	\$4,580,413	100%
FY20	63	\$3,818,467	100%	\$3,818,467	100%
FY19	100	\$3,122,999	100%	\$3,122,999	100%
FY18	67	\$2,601,220	100%	\$2,601,220	100%
FY17	4	\$250,000	100%	\$250,000	100%
To Date	611	\$39,004,825	100%	\$25,886,189	66%

Program Areas -**Community Grants Funding and Expenditures, by FY and Total to Date:**

	#	SBGP Funding	% of Total	Expended	% Complete
FY24	50	\$1,604,705	35%	\$158,944	0%
FY23	39	\$983,935	21%	\$614,746	62%
FY22	44	\$1,279,080	28%	\$1,259,479	98%
FY21	35	\$965,764	21%	\$965,236	100%
FY20	20	\$358,790	9%	\$358,790	100%
FY19	54	\$946,615	30%	\$946,615	100%
FY18	53	\$950,075	37%	\$950,075	100%
FY17	0	\$0	0%	\$0	0%
To Date	295	\$7,088,965	18%	\$5,253,886	74%

Enhanced Services Funding and Expenditures, by FY and Total to Date:

	#	SBGP Funding	% of Total	Expended	% Complete
FY24	58	\$2,427,398	53%	\$1,129,441	47%
FY23	60	\$6,519,140	142%	\$5,589,222	86%
FY22	36	\$1,547,417	34%	\$1,441,255	93%
FY21	33	\$2,143,092	47%	\$2,143,092	100%
FY20	38	\$1,588,456	42%	\$1,588,456	100%
FY19	45	\$1,876,383	60%	\$1,876,383	100%
FY18	12	\$501,145	19%	\$501,145	100%
FY17	4	\$250,000	100%	\$250,000	100%
To Date	286	\$16,853,031	43%	\$14,518,995	86%

Transformational Projects Funding and Expenditures, by FY and Total to**Date:**

	#	SBGP Funding	% of Total	Expended	% Complete
FY24	9	\$5,326,375	0%	\$176,654	0%
FY23	4	\$3,551,108	0%	\$202,134	0%
FY22	5	\$1,392,039	0%	\$941,215	0%
FY21	4	\$1,472,085	32%	\$1,472,085	100%
FY20	5	\$1,871,221	49%	\$1,871,221	100%
FY19	1	\$300,000	10%	\$300,000	100%
FY18	2	\$1,150,000	44%	\$1,150,000	100%
FY17	0	\$0	0%	\$0	0%
To Date	30	\$15,062,829	39%	\$6,113,309	41%

Exhibit E. Summary of Projects

FY	Third Party Provider	Project Title	Grant Cycle	Grant Tier	Project Status	SBGP Funding Amount	SBGP Funding Expended
Community Grants							
18	Ridgely's Delight Association	Rededication Celebration & Pi	1	Tier 1	Complete	\$ 1,400.00	\$ 1,400.00
18	Digital Harbor / Fed Hill Community Assoc	Project RELATE	1	Tier 1	Complete	\$ 3,213.54	\$ 3,213.54
18	Citizens of Pigtown (aka Southwest Commun	COP Movies in the Park	1	Tier 1	Complete	\$ 3,543.98	\$ 3,543.98
18	Sit and Fit	Sit and Fit Arts and Crafts P	1	Tier 1	Complete	\$ 3,806.99	\$ 3,806.99
18	Leadenhall Baptist Church	Community Eat Together	1	Tier 1	Complete	\$ 4,000.00	\$ 4,000.00
18	Citizens of Pigtown (aka Southwest Commun	Marketing Support and Outreac	1	Tier 1	Complete	\$ 4,194.68	\$ 4,194.68
18	Lakeland STEAM Center	Community Zumba Classes	1	Tier 1	Complete	\$ 4,234.86	\$ 4,234.86
18	GiveFit / Lakeland Rec Center	Free Group Fitness Classes Bu	1	Tier 1	Complete	\$ 4,429.07	\$ 4,429.07
18	Cherry Hill Development Corporation	Cherry Hill Information Excha	1	Tier 1	Complete	\$ 4,878.91	\$ 4,878.91
18	Lakeland Coalition	Community Green and Clean Tea	1	Tier 1	Complete	\$ 4,881.29	\$ 4,881.29
18	Fishes & Loaves Pantry, Inc.	Fishes and Loaves Mobile Pant	1	Tier 1	Complete	\$ 4,997.36	\$ 4,997.36
18	BOPA	Middle Branch Park Public Art	1	Tier 1	Complete	\$ 5,000.00	\$ 5,000.00
18	Citizens of Pigtown (aka Southwest Commun	COP Main Street Festival	1	Tier 1	Complete	\$ 5,000.00	\$ 5,000.00
18	Federal Hill Main Street	Federal Hill Main Street Medi	1	Tier 1	Complete	\$ 5,000.00	\$ 5,000.00
18	Federal Hill South Neighborhood Associati	TreeUp South Baltimore	1	Tier 1	Complete	\$ 5,000.00	\$ 5,000.00
18	Federal Hill South Neighborhood Associati	Parking Pass Pickup Event	1	Tier 1	Complete	\$ 5,000.00	\$ 5,000.00
18	Gods Best Family Inc.	South Baltimore Youth Footbal	1	Tier 1	Complete	\$ 5,000.00	\$ 5,000.00
18	Pigtown Community Garden	Solidifying Pigtown Community	1	Tier 1	Complete	\$ 5,000.00	\$ 5,000.00
18	Restoring Inner City Hope (RICH)	Prayer Walk, 8/12/2017	1	Tier 1	Complete	\$ 5,000.00	\$ 5,000.00
18	Southwest Baltimore Charter School (SWBC)	21st Century Auditorium	1	Tier 1	Complete	\$ 5,000.00	\$ 5,000.00
18	Southwest Baltimore Charter School / Ches	Sowebo Landmark 5k - 2017	1	Tier 1	Complete	\$ 5,000.00	\$ 5,000.00
18	Jesus Our Redeemer/Lee Street Memorial Ba	Native Garden & Sidewalk Beau	1	Tier 1	Cancelled		\$ -
18	Live Baltimore / Fed Hill Prep	Federal Hill Prep "Riding to	1	Tier 1	Cancelled		\$ -
18	South Baltimore Partnership	South Baltimore Sustainabilit	1	Tier 2	Complete	\$ 10,000.00	\$ 10,000.00
18	United Way	United Way Homelessness Preven	1	Tier 2	Complete	\$ 48,000.00	\$ 48,000.00
18	Center Stage / BOPA	Center Stage in the Park	1	Tier 3	Cancelled	\$ -	\$ -
18	Westport Community Economic Development C	Westport Community Land Trust	1	Tier 3	Complete	\$ 49,046.38	\$ 49,046.38
18	Cherry Hill Development Corporation	Operating Expenses/Capacity B	1	Tier 3	Complete	\$ 50,000.00	\$ 50,000.00
18	Living Classrooms Foundation	SLURRP (School Leadership in	1	Tier 3	Complete	\$ 89,999.80	\$ 89,999.80
18	Habitat for Humanity	Habitat for Humanity Pigtown	1	Tier 3	Complete	\$ 99,800.60	\$ 99,800.60
18	Youth Resiliency Institute (Fusion Partne	Cherry Hill Arts and Music Fe	1	Tier 3	Complete	\$ 99,873.95	\$ 99,873.95
18	Church of the Advent	Accessibility Ramp/s	2	Tier 1	Cancelled	\$ -	\$ -
18	Ridgely's Delight Association	National Night Out Picnic	2	Tier 1	Complete	\$ 427.87	\$ 427.87
18	Lakeland Coalition Green and Clean Team	Movies in the Park 2018	2	Tier 1	Complete	\$ 1,868.20	\$ 1,868.20
18	Ridgely's Delight Association, Inc	South Baltimore Softball Clas	2	Tier 1	Complete	\$ 2,310.00	\$ 2,310.00
18	EndsideOut	Turn Your Health Inside Out	2	Tier 1	Complete	\$ 3,000.00	\$ 3,000.00
18	South Baltimore Partnership	Summer Outdoor Events	2	Tier 1	Complete	\$ 3,000.00	\$ 3,000.00
18	South Baltimore Partnership	Senior Committee	2	Tier 1	Complete	\$ 4,998.28	\$ 4,998.28
18	Boys & Girls Clubs of Metropolitan Baltim	Westport BGCMB After School P	2	Tier 1	Complete	\$ 4,998.62	\$ 4,998.62
18	LET'S GO Boys and Girls, Inc	LET'S GO Westport STEM Progra	2	Tier 1	Complete	\$ 4,999.90	\$ 4,999.90
18	Cherry Hill Ministerial Alliance	Community-Wide Thanksgiving D	2	Tier 1	Complete	\$ 5,000.00	\$ 5,000.00
18	Cherry Hill United Methodist Church	Cherry Hill UM Church Soup Ki	2	Tier 1	Complete	\$ 5,000.00	\$ 5,000.00
18	Fishes & Loaves Pantry, Inc.	Lakeland/Mt. Winans/Westport	2	Tier 1	Complete	\$ 5,000.00	\$ 5,000.00
18	Pigtown Main Street Inc.	Bloom the Boulevard	2	Tier 1	Complete	\$ 5,000.00	\$ 5,000.00
18	Teach For America Baltimore	Lakeland Elementary/Middle Sc	2	Tier 1	Complete	\$ 5,000.00	\$ 5,000.00
18	Civic Works	Baltimore Orchard Project	2	Tier 2	Complete	\$ 10,000.00	\$ 10,000.00
18	Pigtown Main Street Inc.	Clean & Green Team	2	Tier 2	Complete	\$ 15,000.00	\$ 15,000.00
18	Blue Water Baltimore	Community Development in Cher	2	Tier 2	Complete	\$ 25,000.00	\$ 25,000.00
18	Living Classrooms Foundation	BEE SMART (Baltimore Environm	2	Tier 2	Complete	\$ 25,000.00	\$ 25,000.00
18	Lakeland Elementary/Middle School	Early Childhood Playground	2	Tier 2	Complete	\$ 29,908.32	\$ 29,908.32
18	The Marching Elite Foundation	March on Wheels	2	Tier 2	Complete	\$ 31,000.00	\$ 31,000.00
18	Southwest Partnership, Inc.	Pigtown Renaissance	2	Tier 2	Complete	\$ 50,000.00	\$ 50,000.00
18	Federal Hill Main Street	FHMS Program Initiatives	2	Tier 3	Complete	\$ 35,000.00	\$ 35,000.00
18	The Cherry Hill Eagles Foundation	Youth Programming & General O	2	Tier 3	Complete	\$ 49,971.80	\$ 49,971.80

FY	Third Party Provider	Project Title	Grant Cycle	Grant Tier	Project Status	SBGP Funding Amount	SBGP Funding Expended
18	Spelman Road Gentleman's Club	Spelman Road Gentleman's Club	N/A	D	Complete	\$ 1,045.00	\$ 1,045.00
18	Cherry Hill Homes Tenant Council	Holiday Party	N/A	D	Complete	\$ 1,245.90	\$ 1,245.90
18	Associated Catholic Charities, Inc.	Baltimore City Head Start Sum	N/A	D	Complete	\$ 86,000.00	\$ 86,000.00
19	South Baltimore Learning Center (SBLC)	SBLC: Learning Works	3	Tier 1	Complete	\$ 562.50	\$ 562.50
19	Spelman Road Gentleman's Club	Spelman Road Gentleman's Club	3	Tier 1	Complete	\$ 1,941.03	\$ 1,941.03
19	Cherry Hill Community Alumni Board	The Harvest Fest	3	Tier 1	Complete	\$ 4,528.06	\$ 4,528.06
19	South Baltimore Partnership	SBP Junior Green Team	3	Tier 1	Complete	\$ 4,944.34	\$ 4,944.34
19	Pigtown Community Garden	Sustainability and Safety at	3	Tier 1	Complete	\$ 4,952.64	\$ 4,952.64
19	Baltimore Community ToolBank	Inventory Enhancements in Res	3	Tier 1	Complete	\$ 4,988.58	\$ 4,988.58
19	Fishes & Loaves Pantry, Inc.	South Baltimore Mobile Pantry	3	Tier 1	Complete	\$ 4,995.01	\$ 4,995.01
19	Federal Hill South Neighborhood Associati	TreeUp 2018-19	3	Tier 1	Complete	\$ 5,000.00	\$ 5,000.00
19	Federal Hill South Neighborhood Associati	Parking Pass Pickup Event/Bas	3	Tier 1	Complete	\$ 5,000.00	\$ 5,000.00
19	Leadenhall Baptist Church	Community Eating Together Exp	3	Tier 1	Complete	\$ 5,000.00	\$ 5,000.00
19	LET'S GO Boys and Girls, Inc	LET'S GO STEM: College and Ca	3	Tier 1	Complete	\$ 5,000.00	\$ 5,000.00
19	Pigtown Food For Thought	Empowering Carroll Street Com	3	Tier 1	Complete	\$ 5,000.00	\$ 5,000.00
19	South Baltimore Partnership	A Slice of Historic Sharp Lea	3	Tier 1	Complete	\$ 5,000.00	\$ 5,000.00
19	Southwest Baltimore Charter School (SWBC)	Sowebo Landmark 5k - 2018	3	Tier 1	Complete	\$ 5,000.00	\$ 5,000.00
19	Teach For America Baltimore	Lakeland Elementary/Middle Sc	3	Tier 1	Complete	\$ 5,000.00	\$ 5,000.00
19	Enoch Pratt Free Library	Washington Village Library Re	3	Tier 2	Cancelled	\$ -	\$ -
19	Federal Hill Main Street	FHMS Clean & Green Initiative	3	Tier 2	Complete	\$ 36,500.00	\$ 36,500.00
19	Pigtown Main Street Inc.	Big Pigtown Projects = Big Pi	3	Tier 2	Complete	\$ 49,310.00	\$ 49,310.00
19	Healthy Neighborhoods, Inc.	HNI Expansion to Pigtown and	3	Tier 2	Complete	\$ 49,990.00	\$ 49,990.00
19	Youth Resiliency Institute (Fusion Partne	Cherry Hill Youth Arts, Music	3	Tier 3	Complete	\$ 49,978.75	\$ 49,978.75
19	Living Classrooms Foundation	SLURRP (School Leadership in	3	Tier 3	Complete	\$ 50,000.00	\$ 50,000.00
19	Paul's Place, Inc.	SW Baltimore Culinary Arts Tr	3	Tier 3	Complete	\$ 77,503.32	\$ 77,503.32
19	Rails to Trails Conservancy	Advancing the Baltimore Green	3	Tier 3	Complete	\$ 80,069.92	\$ 80,069.92
19	Thomas Johnson EMS PTO	LIVE WELL! A Family Health an	4	Tier 1	Complete	\$ 2,157.29	\$ 2,157.29
19	Ridgely's Delight Association Beautificat	Roots In Ridgely's	4	Tier 1	Complete	\$ 2,362.63	\$ 2,362.63
19	Westport Community Economic Development C	Harbor West Collaborative Sun	4	Tier 1	Complete	\$ 2,434.98	\$ 2,434.98
19	Sowebo Landmark 5K Planning Committee	Sowebo Landmark 5k - 2019	4	Tier 1	Complete	\$ 4,880.12	\$ 4,880.12
19	Baltimore Community ToolBank	Environmental Education & Inv	4	Tier 1	Complete	\$ 4,985.81	\$ 4,985.81
19	Safe Streets Cherry Hill	Team Building for Youth of Ch	4	Tier 1	Complete	\$ 4,995.15	\$ 4,995.15
19	South Baltimore Neighborhood Association	2nd Annual SBNA Block Party	4	Tier 1	Complete	\$ 4,999.02	\$ 4,999.02
19	National Wildlife Federation	B'More Wild Fest	4	Tier 1	Complete	\$ 4,999.82	\$ 4,999.82
19	Cherry Hill United Methodist Church	Soup Kitchen and Food Pantry	4	Tier 1	Complete	\$ 5,000.00	\$ 5,000.00
19	Fishes & Loaves Pantry, Inc.	Fishes and Loaves Community B	4	Tier 1	Complete	\$ 5,000.00	\$ 5,000.00
19	LET'S GO Boys and Girls, Inc	LET'S GO Westport STEM Progra	4	Tier 1	Complete	\$ 5,000.00	\$ 5,000.00
19	Paul's Place, Inc.	Paul's Place After-School Pro	4	Tier 1	Complete	\$ 5,000.00	\$ 5,000.00
19	South Baltimore Partnership	South Baltimore Sustainabilit	4	Tier 1	Complete	\$ 5,000.00	\$ 5,000.00
19	Teach for America Baltimore	2019 Teach For America Alumni	4	Tier 1	Complete	\$ 5,000.00	\$ 5,000.00
19	The Kerry Kares Foundation	Identity Project	4	Tier 1	Cancelled		\$ -
19	GiveFit	Free Group Fitness Classes Bu	4	Tier 2	Complete	\$ 4,108.72	\$ 4,108.72
19	Pigtown Main Street Inc.	Pigtown's Grand Slam Pig!, ev	4	Tier 2	Complete	\$ 9,000.00	\$ 9,000.00
19	NEWfit	NEWfit in Southwest Baltimore	4	Tier 2	Complete	\$ 13,412.24	\$ 13,412.24
19	Civic Works	Baltimore Orchard Project	4	Tier 2	Complete	\$ 13,421.94	\$ 13,421.94
19	Living Classrooms Foundation	BEE SMART (Baltimore Environm	4	Tier 2	Complete	\$ 14,780.00	\$ 14,780.00
19	NEWfit	NEWfit Youth Sports	4	Tier 2	Complete	\$ 22,701.36	\$ 22,701.36
19	GiveFit	Free Group Fitness Classes	4	Tier 2	Complete	\$ 32,257.70	\$ 32,257.70
19	Boys & Girls Clubs of Metropolitan Baltim	Program & Capacity Building S	4	Tier 2	Complete	\$ 34,757.98	\$ 34,757.98
19	Federal Hill Main Street	FHMS Business District Cleanl	4	Tier 2	Complete	\$ 36,787.50	\$ 36,787.50
19	Institute for Local Self-Reliance	Baltimore Composting for Comm	4	Tier 2	Complete	\$ 47,499.54	\$ 47,499.54
19	Riverside Neighborhood Association	Splash City: Riverside Pool	4	Tier 2	Complete	\$ 49,500.00	\$ 49,500.00
19	Salem Lutheran Church South Baltimore	Riverside Third Space	4	Tier 2	Complete	\$ 49,995.00	\$ 49,995.00
19	The Cherry Hill Eagles Foundation	Cherry Hill Eagles	4	Tier 3	Complete	\$ 85,954.90	\$ 85,954.90
19	Citizens of Pigtown	Operating Support for GL Insu	N/A	D	Complete	\$ 654.00	\$ 654.00

FY	Third Party Provider	Project Title	Grant Cycle	Grant Tier	Project Status	SBGP Funding Amount	SBGP Funding Expended
19	Restoring Inner City Hope (RICH)	Prayer Walk, 2018	N/A	D	Complete	\$ 1,294.50	\$ 1,294.50
19	Cherry Hill Homes Tenant Council	Cherry Hill Family Fun Camp	N/A	D	Complete	\$ 1,701.99	\$ 1,701.99
19	Cherry Hill Homes Tenant Council	Cherry Hill Tenant Housing Me	N/A	D	Complete	\$ 1,915.13	\$ 1,915.13
19	Southwest Partnership, Inc.	Pigtown Housing Fair	N/A	D	Complete	\$ 4,793.97	\$ 4,793.97
20	Neighbors of Scott Street (Citizens of Pi	Scott St. Block Party	5	Tier 1	Cancelled	\$ -	\$ -
20	God's Best Family Inc.	So. Baltimore Unity Feast	5	Tier 1	Complete	\$ 1,200.00	\$ 1,200.00
20	Federal Hill Preparatory School Parent Te	Fed Hill Prep Programs	5	Tier 1	Complete	\$ 2,915.73	\$ 2,915.73
20	Lakeland Elementary Middle School	Lakeland Library Reno.	5	Tier 1	Complete	\$ 3,456.00	\$ 3,456.00
20	South Baltimore Partnership (Fusion Partn	Senior Committee	5	Tier 1	Complete	\$ 4,879.27	\$ 4,879.27
20	SCRAP B-More	Community Craft Nights	5	Tier 1	Complete	\$ 4,907.77	\$ 4,907.77
20	UMBC Foundation	Crossing Borders	5	Tier 1	Complete	\$ 4,950.00	\$ 4,950.00
20	South Baltimore Partnership (Fusion Partn	Green Team	5	Tier 1	Complete	\$ 4,964.00	\$ 4,964.00
20	My G.I.R.L.S., Inc.	Champions on the Rise!	5	Tier 1	Complete	\$ 4,985.00	\$ 4,985.00
20	Baltimore Community ToolBank	Networking & Inventory	5	Tier 1	Complete	\$ 5,000.00	\$ 5,000.00
20	Church of the Advent	Community Room Project	5	Tier 1	Complete	\$ 5,000.00	\$ 5,000.00
20	Farm Alliance of Baltimore	Classes, Demo & Farmstand	5	Tier 1	Complete	\$ 5,000.00	\$ 5,000.00
20	Resident Services Incorporated	Westport Rising Stars	5	Tier 1	Complete	\$ 5,000.00	\$ 5,000.00
20	Teach For America	Lakeland EMS CM Support	5	Tier 1	Complete	\$ 5,000.00	\$ 5,000.00
20	Fishes & Loaves Pantry, Inc.	Fishes & Loaves Pantry	5	Tier 2	Complete	\$ 17,997.82	\$ 17,997.82
20	Maryland Food Bank	Pantry on the Go	5	Tier 2	Complete	\$ 27,519.98	\$ 27,519.98
20	Baltimore Community Rowing	Reach High Rowing	5	Tier 2	Complete	\$ 49,995.00	\$ 49,995.00
20	Cherry Hill Development Corporation	Patapsco Elementary School	5	Tier 3	Complete	\$ 45,524.46	\$ 45,524.46
20	Cherry Hill Eagles Foundation, Inc	Cherry Hill Youth Dev.	5	Tier 3	Complete	\$ 60,000.00	\$ 60,000.00
20	Black Yield Institute	Cherry Hill Agrihood Proj.	5	Tier 3	Complete	\$ 100,000.00	\$ 100,000.00
20	Cherry Hill Eagles Foundation	Workers Compensation Insurance	N/A	D	Complete	\$ 495.00	\$ 495.00
21	Neighbors Meeting Neighbors	Neighbors Block Party	6	Tier 1	Complete	\$ 2,382.00	\$ 2,382.00
21	Southwest Community Council dba Citizens	COP Marketing	6	Tier 1	Complete	\$ 4,979.26	\$ 4,979.26
21	Baltimore Community ToolBank	Enhancements to Inventory	6	Tier 1	Complete	\$ 5,000.00	\$ 5,000.00
21	LET'S GO Boys and Girls	LET'S GO Westport & Lakeland	6	Tier 1	Complete	\$ 5,000.00	\$ 5,000.00
21	Institute for Local Self-Reliance (ILSR)	Baltimore Compost Project	6	Tier 2	Complete	\$ 7,777.70	\$ 7,777.70
21	Living Classrooms	BEE SMART Summer Program	6	Tier 2	Complete	\$ 8,000.00	\$ 8,000.00
21	American Visionary Art Museum	Flicks from the Hill 2021	6	Tier 2	Complete	\$ 11,578.00	\$ 11,578.00
21	Federal Hill Main Street, Inc.	Fed Hill Main St. Op. Support	6	Tier 2	Complete	\$ 14,487.00	\$ 14,487.00
21	Westport Patriots	Facility Prep, Program Support	6	Tier 2	Complete	\$ 36,869.00	\$ 36,869.00
21	Baltimore Outreach Services	Wellness for Families	6	Tier 2	Complete	\$ 40,000.00	\$ 40,000.00
21	Baltimore Compost Collective	Baltimore Compost Project	6	Tier 2	Complete	\$ 40,777.70	\$ 40,777.70
21	Family Health Centers of Baltimore Inc.	Maternal Child Initiative	6	Tier 2	Complete	\$ 40,958.56	\$ 40,958.56
21	Westport Patriots	Youth Sports Competitions	6	Tier 2	Complete	\$ 45,483.00	\$ 45,483.00
21	Pigtown Main Street	Pigtown ABC easy as 1,2,3	6	Tier 2	Complete	\$ 47,421.00	\$ 47,421.00
21	Southwest Partnership	Bird Ambassadors	6	Tier 2	Complete	\$ 47,421.00	\$ 47,421.00
21	Boys & Girls Clubs of Metropolitan Baltim	Westport Boys & Girls Club	6	Tier 2	Complete	\$ 48,500.00	\$ 48,500.00
21	Thomas Johnson Elementary Middle School P	Thomas Johnson Outdoor Space	6	Tier 2	Complete	\$ 49,950.00	\$ 49,950.00
21	Cherry Hill United Methodist Church	Soup Kitchen & Pantry	7	Tier 1	Complete	\$ 5,000.00	\$ 5,000.00
21	LETS GO Boys and Girls, Inc..	Westport MD Science Olympiad	7	Tier 1	Complete	\$ 5,000.00	\$ 5,000.00
21	Pigtown Community Garden.	Garden Program Support	7	Tier 1	Complete	\$ 5,000.00	\$ 5,000.00
21	Saint Agnes Hospital Foundation, Inc.	Saint Agnes Food Rx Program	7	Tier 2	Cancelled	\$ -	\$ -
21	Baltimore Office of Promotion & The Arts,	Sharp-Leadenhall Mural..	7	Tier 2	Canceled	\$ -	\$ -
21	SCRAP School and Community Reuse Action P	Reuse Arts Installation	7	Tier 2	Complete	\$ 3,397.88	\$ 3,397.88
21	Leveling the Playing Field, Inc. .	Westport Program Support.	7	Tier 2	Complete	\$ 10,000.00	\$ 10,000.00
21	My Fathers Plan, Inc..	Community Cleanup.	7	Tier 2	Complete	\$ 13,000.00	\$ 13,000.00
21	"Southwest Community Council d/b/a Citiz	Carroll Park Gateway	7	Tier 2	Complete	\$ 28,058.27	\$ 28,058.27
21	George Washington Elementary School	GWES Outdoor Space	7	Tier 2	Active	\$ 29,000.00	\$ 28,472.14
21	Higher Achievement Program, Inc.	After-School Programming.	7	Tier 2	Complete	\$ 29,975.06	\$ 29,975.06
21	Fishes and Loaves Pantry, Inc..	"Fishes and Loaves Pantry."	7	Tier 2	Complete	\$ 34,987.76	\$ 34,987.76
21	Up2Us, Inc..	Youth Development Training..	7	Tier 2	Complete	\$ 35,000.00	\$ 35,000.00
21	Southwest Partnership, Inc.	Carey St. Bridge Updates	7	Tier 2	Complete	\$ 36,000.00	\$ 36,000.00
21	"Cherry Hill Eagles Foundation, Inc.."	Program Support..	7	Tier 2	Complete	\$ 37,626.02	\$ 37,626.02

FY	Third Party Provider	Project Title	Grant Cycle	Grant Tier	Project Status	SBGP Funding Amount	SBGP Funding Expended
21	Resident Services Incorporated	Bedtime in a Box	7	Tier 2	Complete	\$ 39,043.00	\$ 39,043.00
21	RICH Organization d/b/a Restoring Inner C	"RICH Workforce Development.."	7	Tier 2	Complete	\$ 43,804.65	\$ 43,804.65
21	Westport Community Economic Development	Green Ambassadors..	7	Tier 2	Complete	\$ 45,000.00	\$ 45,000.00
21	My G.I.R.L.S. Inc..	The Thrown Awaits..	7	Tier 2	Complete	\$ 49,895.00	\$ 49,895.00
21	Black Yield Institute, Inc.	Food Sovereignty ..	7	Tier 3	Complete	\$ 59,392.11	\$ 59,392.11
22	GraceCity Church	Good Neighbor Nutrition	8	Tier 1	Complete	\$ 3,775.44	\$ 3,775.44
22	Federal Hill Main Street, Inc.."	Free Family Programs.	8	Tier 2	Complete	\$ 11,568.83	\$ 11,568.83
22	Living Classrooms Foundation	Masonville Cove School	8	Tier 2	Complete	\$ 17,000.00	\$ 17,000.00
22	"South Creek Community Development Corpor	Pantry on the Go	8	Tier 2	Complete	\$ 25,000.00	\$ 25,000.00
22	National Federation of the Blind.	Blind Civil Rights Museum..	8	Tier 2	Complete	\$ 27,000.00	\$ 27,000.00
22	Federal Hill Prep Parent Teacher Organiz	Facility Improvements	8	Tier 2	Complete	\$ 32,062.60	\$ 32,062.60
22	Westport Community Economic Development C	Welcome to Harbor West	8	Tier 2	Complete	\$ 39,572.00	\$ 39,572.00
22	LET'S GO Boys and Girls.	Grow through STEM	8	Tier 2	Complete	\$ 45,000.00	\$ 45,000.00
22	Baltimore Community Rowing	Reach High Baltimore	8	Tier 2	Complete	\$ 45,594.60	\$ 45,594.60
22	Baltimore Animal Rescue and Care Shelter	Preserving Families .	8	Tier 3	Completed	\$ 30,000.00	\$ 30,000.00
22	Leadenhall Baptist Church.	Window Restoration	8	Tier 3	Complete	\$ 50,000.00	\$ 50,000.00
22	Cherry Hill Development Corporation	Blight Reduction	8	Tier 3	Complete	\$ 100,000.00	\$ 100,000.00
22	Ebenezer Kingdom Builders, Inc.	First Floor Renovation.	8	Tier 3	Active	\$ 100,000.00	\$ 84,867.85
22	Federal Hill Neighborhood Association, In	Cross Street Block Party	9	Spark	Complete	\$ 1,300.00	\$ 1,300.00
22	Baltimore Community ToolBank	Networking & Inventory	9	Spark	Complete	\$ 2,000.00	\$ 2,000.00
22	Lakeland Community Association Partnersh	Lakeland Connection .	9	Spark	Complete	\$ 2,000.00	\$ 2,000.00
22	The Kerry Kares Foundation, Inc..	Senior Bus Trip.	9	Tier 1	Complete	\$ 2,250.00	\$ 2,250.00
22	Neighbors Meeting Neighbors	Neighbors Block Party	9	Tier 1	Complete	\$ 2,732.34	\$ 2,732.34
22	"Barre Circle Community Association."	McHenry St. Fencing	9	Tier 1	Complete	\$ 2,895.00	\$ 2,895.00
22	George Washington Elementary School, Bal	GWES Shade Structure.	9	Tier 1	Complete	\$ 4,650.00	\$ 4,650.00
22	South Baltimore United, Inc.	Community News	9	Tier 1	Complete	\$ 4,979.00	\$ 4,979.00
22	South Baltimore Neighborhood Association	Tree Canopy Care & Expansion	9	Tier 1	Active	\$ 4,985.00	\$ 3,400.00
22	1012 Sports.	Football Mentorship.	9	Tier 1	Complete	\$ 4,990.70	\$ 4,990.70
22	Fishes and Loaves Pantry Inc..	Lakeland Block Party.	9	Tier 1	Complete	\$ 5,000.00	\$ 5,000.00
22	Our Joyful Noise Baltimore Inc.	Music in the Air.	9	Tier 1	Complete	\$ 5,000.00	\$ 5,000.00
22	Restoring Inner City Hope, Inc..	RICH Workforce Development	9	Tier 1	Complete	\$ 5,000.00	\$ 5,000.00
22	South Baltimore Learning Corp Inc	Book Lovers Unity Cookout.	9	Tier 1	Complete	\$ 5,000.00	\$ 5,000.00
22	Taste Wise Kids Inc.	Days of Taste	9	Tier 1	Complete	\$ 5,000.00	\$ 5,000.00
22	Friends of Carroll Park Inc.	Chant Down 2022	9	Tier 2	Complete	\$ 8,000.00	\$ 8,000.00
22	Baltimore Urban Baseball Association	Support for Coaching	9	Tier 2	Complete	\$ 10,000.00	\$ 10,000.00
22	Southwest Community Council Inc. dba Citi	Sharps Disposal	9	Tier 2	Active	\$ 16,100.00	\$ 13,215.53
22	Federal Hill Main Street, Inc..	Business and Resident Support	9	Tier 2	Complete	\$ 30,311.96	\$ 30,311.96
22	Higher Achievement Program, Inc.	Higher Achievement	9	Tier 2	Complete	\$ 40,000.00	\$ 40,000.00
22	God's Best Family, Inc.	South Balt Engagement Center	9	Tier 2	Complete	\$ 41,700.00	\$ 41,700.00
22	Baltimore Outreach Services Inc. .	Journey to Independence	9	Tier 2	Complete	\$ 45,000.00	\$ 45,000.00
22	Saint Barnabas and Saint Susanna (SBSS) C	Courtyard renovation	9	Tier 2	Complete	\$ 45,000.00	\$ 45,000.00
22	Southwest Partnership, Inc.	CCB Elem School Playground	9	Tier 2	Complete	\$ 48,980.00	\$ 48,980.00
22	4MYCITY Inc.	Community Composting	9	Tier 2	Complete	\$ 49,500.00	\$ 49,500.00
22	Baltimore Compost Collective	Compost Programs	9	Tier 2	Complete	\$ 49,500.00	\$ 49,500.00
22	Living Classrooms Foundation Inc.	BEESMART Summer Program	9	Tier 2	Complete	\$ 49,602.00	\$ 49,602.00
22	Harbor Hospital, Inc. dba MedStar Harbor	Harbor Park West	9	Tier 2	Complete	\$ 49,628.00	\$ 49,628.00
22	Waterfront Partnership of Baltimore	Water Trail Master Plan	9	Tier 3	Complete	\$ 70,000.00	\$ 70,000.00
22	Pigtown Main Street Inc..	Progress In Pigtown .	9	Tier 3	Complete	\$ 70,700.00	\$ 70,700.00
22	Black Yield Institute.	Food Sovereignty Strategy	9	Tier 3	Complete	\$ 70,703.02	\$ 70,703.02
23	Federal Hill South Neighborhood Associat	Community Greening.	10	Spark	Complete	\$ 1,885.32	\$ 1,885.32
23	Neighbors Meeting Neighbors	Marketing.	10	Tier 1	Complete	\$ 3,000.00	\$ 3,000.00
23	"Federal Hill Neighborhood Association In	Historic House Tour.	10	Tier 1	Complete	\$ 4,665.98	\$ 4,665.98
23	Baltimore Community ToolBank.	Enhancing Safety & Security.	10	Tier 2	Complete	\$ 11,399.68	\$ 11,399.68
23	Libraries Without Borders	Baltimore Crown Project.	10	Tier 2	Active	\$ 20,000.00	\$ 15,000.00
23	God's Best Family Inc.	South Balt Engagement Center	10	Tier 2	Complete	\$ 30,000.00	\$ 30,000.00

FY	Third Party Provider	Project Title	Grant Cycle	Grant Tier	Project Status	SBGP Funding Amount	SBGP Funding Expended
23	Living Classrooms Foundation	Climate Changemakers	10	Tier 2	Complete	\$ 39,335.00	\$ 39,335.00
23	"National Audubon Society dba Patterson P	Bird Ambassadors	10	Tier 2	Complete	\$ 42,000.00	\$ 42,000.00
23	LETS GO Boys and Girls, Inc.	LETS GO STEM	10	Tier 2	Complete	\$ 48,999.90	\$ 48,999.90
23	Business Volunteers Maryland.	Capacity Accelerator	10	Tier 3	Active	\$ 70,000.00	\$ 48,046.00
23	Elev8 Baltimore Inc.	Adult High School.	10	Tier 3	Complete	\$ 72,542.73	\$ 72,542.73
23	Stars & Stripes Parade Committee	Federal Hill July 4th Parade	11	Spark	Complete	\$ 1,995.00	\$ 1,995.00
23	Federal Hill Neighborhood Association	Cross Street Block Party	11	Spark	Complete	\$ 1,999.11	\$ 1,999.11
23	Southwest Community Council dba Citizens	Telecommunication Grant	11	Spark	Active	\$ 2,000.00	\$ 1,452.17
23	Pigtown Food For Thought Gardens	PFFT - Steel Boxes and Signs	11	Tier 1	Active	\$ 2,497.33	\$ 1,602.21
23	South Baltimore United, Inc.	I Love SoBo Day	11	Tier 1	Complete	\$ 3,285.00	\$ 3,285.00
23	Neighbors Meeting Neighbors	Block Party	11	Tier 1	Active	\$ 4,000.00	\$ 3,007.15
23	Federal Hill Preparatory School PTO	Field Trips Transportation	11	Tier 1	Complete	\$ 4,500.00	\$ 4,500.00
23	South Baltimore Learning Center	Book Lovers Community Cookout	11	Tier 1	Complete	\$ 4,932.65	\$ 4,932.65
23	Saint Barnabas and Saint Susanna Coptic O	Community Service Coordinator	11	Tier 1	Complete	\$ 4,946.75	\$ 4,946.75
23	Our Joyful Noise Baltimore	Music in the Air Concerts	11	Tier 1	Complete	\$ 5,000.00	\$ 5,000.00
23	South Creek Community Development Corpora	S.M.A.R.T. Kids Hub	11	Tier 1	Complete	\$ 5,000.00	\$ 5,000.00
23	Cherry Hill United Methodist Church	CHUMC - Food Ministry	11	Tier 1	Active	\$ 5,000.00	\$ 2,907.72
23	South Baltimore Neighborhood Association	SBNA Marketing Improvement	11	Tier 1	Active	\$ 5,000.00	\$ -
23	Southwest Community Council dba Citizens	Gateway Murals	11	Tier 2	Active	\$ 9,600.00	\$ 1,000.00
23	The Kerry Kares Foundation	Kerry's Krew	11	Tier 2	Complete	\$ 12,584.28	\$ 12,584.28
23	TasteWise Kids	Days of Taste/Food Story Time	11	Tier 2	Active	\$ 14,000.00	\$ 10,651.44
23	South Baltimore Learning Center (SBLC)	SBLC Mindfulness Project	11	Tier 2	Active	\$ 15,000.00	\$ -
23	Healthy Neighborhoods Inc.	HNI Pigtown and Barre Circle	11	Tier 2	Active	\$ 17,309.00	\$ 1,731.00
23	Saint Barnabas and Saint Susanna (SBSS) C	Courtyard Furnishing	11	Tier 2	Active	\$ 20,000.00	\$ 9,218.68
23	Baltimore Outreach Services	Wellness 4 Homeless Families	11	Tier 2	Active	\$ 22,500.00	\$ 18,946.25
23	My G.I.R.L.S., Inc.	Cheer Your Way to Wellness	11	Tier 2	Complete	\$ 30,000.00	\$ 30,000.00
23	Black Yield Institute	Food Sovereignty Strategy	11	Tier 2	Active	\$ 34,234.00	\$ -
23	The University of Maryland Foundation, In	Green Lions Collaborative	11	Tier 2	Active	\$ 45,750.00	\$ 16,921.49
23	Improving Education	All Children Ready	11	Tier 2	Complete	\$ 49,000.00	\$ 49,000.00
23	Fishes & Loaves Pantry	Fishes & Loaves Pantry	11	Tier 2	Active	\$ 49,100.00	\$ 34,565.90
23	Ebenezer Kingdom Builders, Inc.	First Floor Renovation	11	Tier 3	Active	\$ 75,000.00	\$ -
23	Pigtown Main Street Inc.	DAP Direct Action Partnership	11	Tier 3	Active	\$ 97,500.00	\$ -
23	RICH - Restoring Inner City Hope, Inc.	Youth Leadership Programming	11	Tier 3	Active	\$ 98,373.00	\$ 72,624.17
23	Paul's Place, Inc.	Paul's Community Garden	11	Tier 3	Cancelled		\$ -
24	Baltimore Community ToolBank	Community Networking	12	Spark	Active	\$ 1,400.00	\$ -
24	Baltimore Community ToolBank	Tech Inventory Enhancements	12	Tier 1	Active	\$ 3,600.00	\$ 2,701.94
24	Baltimore Outreach Services, Inc	BOS Shelter Youth Education	12	Tier 1	Active	\$ 4,200.00	\$ -
24	Thomas Johnson Elementary Middle School P	Field Trip Transportation	12	Tier 1	Active	\$ 4,600.00	\$ -
24	Riverside Neighborhood Association, Inc.	Riverside Placemaking Kickoff	12	Tier 1	Active	\$ 5,000.00	\$ -
24	Pride of Baltimore, Inc.	Pride II: Free Sails	12	Tier 2	Active	\$ 9,661.50	\$ -
24	South Creek Community Development Corpora	Concert and Dance Project	12	Tier 2	Active	\$ 10,000.00	\$ -
24	Baltimore Animal Rescue and Care Shelter	Keeping Pets With Families	12	Tier 2	Active	\$ 15,000.00	\$ 1,898.13
24	Cherry Hill United Methodist Church	Food Ministry Mobile Pantry	12	Tier 2	Active	\$ 15,000.00	\$ 2,855.06
24	Living Classrooms Foundation	Environmental Education at MC	12	Tier 2	Active	\$ 15,000.00	\$ -
24	Federal Hill Main Street, Inc.	FedHill Local Vitality	12	Tier 2	Active	\$ 16,000.00	\$ 6,241.07
24	City of Refuge Baltimore	CORB's Food Stability Program	12	Tier 2	Active	\$ 24,530.49	\$ -
24	Historic Sharp Leadenhall Community	Year of Preservation for All	12	Tier 2	Active	\$ 24,582.00	\$ -
24	Baltimore Office of Promotion and the Art	Sobo Concert Series	12	Tier 2	Active	\$ 25,000.00	\$ -
24	Higher Achievement Program, Inc.	Closing Opportunity Gaps	12	Tier 2	Complete	\$ 30,000.00	\$ 30,000.00
24	Cherry Hill Strong Inc.	Community Wellness	12	Tier 2	Active	\$ 30,000.00	\$ -
24	God's Best Family Inc	Family Programs	12	Tier 2	Active	\$ 30,000.00	\$ 15,932.54
24	National Audubon Society dba Audubon Mid-	Awareness & Action in Pigtown	12	Tier 2	Active	\$ 35,000.00	\$ 8,084.88
24	The Be. Org	The Food Playground - CCB	12	Tier 2	Active	\$ 35,000.00	\$ -
24	Mount Winans Community Development Corpor	Boosting Community Wellness	12	Tier 2	Active	\$ 45,000.00	\$ 3,000.00
24	Resident Services Inc.	Project 1902	12	Tier 2	Active	\$ 45,000.00	\$ -

FY	Third Party Provider	Project Title	Grant Cycle	Grant Tier	Project Status	SBGP Funding Amount	SBGP Funding Expended
24	Federal Hill Neighborhood Association Inc	Greening UP4Fam	12	Tier 2	Active	\$ 48,450.00	\$ -
24	LETS GO Boys and Girls, Inc	STEM Career Catalyst	12	Tier 2	Active	\$ 49,900.00	\$ 38,022.12
24	Baltimore Community Rowing	Reach High Baltimore	12	Tier 2	Active	\$ 49,995.00	\$ 25,040.48
24	Harbor Hospital, Inc. dba MedStar Harbor	Mobile Health Center Program	12	Tier 2	Active	\$ 49,999.00	\$ 4,374.30
24	Cherry Hill Development Corporation	Blight Reduction Phase 2	12	Tier 2	Active	\$ 49,999.99	\$ -
24	Federal Hill Neighborhood Association, In	Fed Hill Public Space	13	Spark	Active	\$ 2,000.00	\$ -
24	Food Rescue Baltimore	2024 Operating Support	13	Tier 1	Active	\$ 5,000.00	\$ -
24	Neighbors Meeting Neighbors	Block Party 2024 - 2025	13	Tier 1	Active	\$ 5,000.00	\$ -
24	Riverside Neighborhood Association	Riverside Park Maintenance	13	Tier 1	Active	\$ 5,000.00	\$ -
24	Saint Barnabas and Saint Susanna Coptic O	Community Events Coordinator	13	Tier 2	Active	\$ 7,000.00	\$ -
24	Southwest Community Council Inc	Communications & Engagement	13	Tier 2	Active	\$ 10,000.00	\$ -
24	Federal Hill Main Street, Inc.	Reaching New Supporters	13	Tier 2	Active	\$ 18,000.00	\$ -
24	GBF Summer Camp & Festival	GBF Summer Camp & Festival	13	Tier 2	Active	\$ 19,961.00	\$ 4,054.19
24	The Ridgely's Delight Association, Inc.	Blue Crab Mural	13	Tier 2	Active	\$ 20,706.00	\$ -
24	Baltimore Compost Collective	Expansion of BCC's Programs	13	Tier 2	Active	\$ 24,339.00	\$ -
24	Environmental Justice Journalism Initiati	EJJI in South Baltimore	13	Tier 2	Active	\$ 25,000.00	\$ -
24	Taste Wise Kids Inc	Fall TWK Program	13	Tier 2	Active	\$ 26,040.00	\$ -
24	Baltimore Outreach Services	Culture/Care-Safety/Wellness	13	Tier 2	Active	\$ 30,872.00	\$ -
24	Rails-to-Trails Conservancy	Rails-to-Trails Conservancy	13	Tier 2	Active	\$ 42,000.00	\$ -
24	South Harbor Renaissance, Inc.	Improving Federal Hill Park	13	Tier 2	Active	\$ 46,600.00	\$ -
24	Boys & Girls Clubs of Metropolitan Baltim	Health & Wellness Programs	13	Tier 2	Active	\$ 49,000.00	\$ -
24	Improving Education Inc.	All Children Ready - Westport	13	Tier 2	Active	\$ 49,000.00	\$ -
24	Cherry Hill Eagles Foundation, Incorporat	Resource Center	13	Tier 2	Active	\$ 49,999.00	\$ 16,739.69
24	Harbor Hospital d/b/a Medstar Harbor Hosp	Mobile Health Center	13	Tier 2	Active	\$ 49,999.00	\$ -
24	Cherry Hill Development Corporation	Program Capacity Building	13	Tier 3	Active	\$ 72,000.00	\$ -
24	Total Health Care, Inc	Social Determinants	13	Tier 3	Active	\$ 87,633.00	\$ -
24	The United Way of Central Maryland Inc	On Track 4 Success	13	Tier 3	Active	\$ 89,228.00	\$ -
24	Rich- Restoring Inner City Hope	RICH YWFD Program	13	Tier 3	Active	\$ 98,410.00	\$ -
24	Leadenhall Baptist Church, Inc.	Pantry on the Go	13	Tier 3	Active	\$ 100,000.00	\$ -
Enhanced Services							
17	BCRP	Middle Branch Park Boat House	N/A	N/a	Complete	\$ 6,000.00	\$ 6,000.00
17	BCRP	Gwynns Falls Trail maintenanc	N/A	N/a	Complete	\$ 50,000.00	\$ 50,000.00
17	BCRP	Middle Branch Boat Launch Rep	N/A	N/a	Complete	\$ 94,000.00	\$ 94,000.00
17	Mayor's Office of Employment Development	Youthworks Summer Youth Emplo	N/A	N/a	Complete	\$ 100,000.00	\$ 100,000.00
18	Donovan Landcare fbo Barre Circle Communi	Barre Circle Landscaping	N/A	N/a	Complete	\$ 6,300.00	\$ 6,300.00
18	TITO Contracting	Mount Claire Stable Painting	N/A	N/a	Complete	\$ 15,231.77	\$ 15,231.77
18	Waterfront Partnership of Baltimore	Robert Baker Park Maintenance	N/A	N/a	Complete	\$ 15,422.50	\$ 15,422.50
18	UMBC Foundation	Lakeland STEAM Center Stairs	N/A	N/a	Complete	\$ 16,275.00	\$ 16,275.00
18	Living Design Lab	Carroll Park Rec Center Asses	N/A	N/a	Complete	\$ 18,000.00	\$ 18,000.00
18	Otterbein Community Association	Landscaping Services - Otterb	N/A	N/a	Complete	\$ 27,442.00	\$ 27,442.00
18	Waterfront Partnership of Baltimore	Federal Hill Capital Improvem	N/A	N/a	Complete	\$ 29,883.86	\$ 29,883.86
18	BCRP	Rhythm & Reels	N/A	N/a	Complete	\$ 46,000.00	\$ 46,000.00
18	Waterfront Partnership of Baltimore	Federal Hill Park Maintenance	N/A	N/a	Complete	\$ 48,047.95	\$ 48,047.95
18	BOPA	SOBO Summer Music Series	N/A	N/a	Complete	\$ 80,000.00	\$ 80,000.00
18	Parks and People Foundation	Free Summer Youth Sports Leag	N/A	N/a	Complete	\$ 98,542.00	\$ 98,542.00
18	Waterfront Partnership of Baltimore	Gwynns Falls Trash Wheel Desi	N/A	N/a	Complete	\$ 100,000.00	\$ 100,000.00
19	P. Flanigan & Sons, Inc.	Playground Site Work at Floren	N/A	N/a	Complete	\$ -	\$ -
19	BCRP	Carroll Park & Lakeland Youth	N/A	N/a	Complete	\$ 623.00	\$ 623.00
19	Baltimore Green Works	BCRP Intern-GIS Mapping	N/A	N/a	Complete	\$ 1,590.00	\$ 1,590.00
19	Waterfront Partnership of Baltimore	Robert Baker Park Maintenance	N/A	N/a	Complete	\$ 5,459.88	\$ 5,459.88
19	Ball-Starz Unlimited	Recreation program supplies	N/A	N/a	Complete	\$ 6,230.68	\$ 6,230.68
19	Scott Jones & Sons	Riverside Equipment Installat	N/A	N/a	Complete	\$ 7,400.00	\$ 7,400.00
19	Victory Stanley	Furniture/Trash Can Upgrades-	N/A	N/a	Complete	\$ 7,681.00	\$ 7,681.00
19	BCRP / Baltimore City Foundation	Day of Play 2019	N/A	N/a	Complete	\$ 8,367.30	\$ 8,367.30
19	KaBOOM!	Westport Playground - Install	N/A	N/a	Complete	\$ 8,500.00	\$ 8,500.00

FY	Third Party Provider	Project Title	Grant Cycle	Grant Tier	Project Status	SBGP Funding Amount	SBGP Funding Expended
19	Waterfront Partnership of Baltimore	Robert Baker Park Maintenance	N/A	N/a	Complete	\$ 8,630.09	\$ 8,630.09
19	Donovan Landcare fbo Barre Circle Communi	Barre Circle Landscaping	N/A	N/a	Complete	\$ 8,930.00	\$ 8,930.00
19	Active Social Communities / Volo City Kid	Day of Play 2019: Opening Day	N/A	N/a	Complete	\$ 10,000.00	\$ 10,000.00
19	Flag Poles	Federal Hill and Riverside Fl	N/A	N/a	Complete	\$ 10,168.66	\$ 10,168.66
19	BCRP	Patapsco Recreational Center	N/A	N/a	Complete	\$ 11,545.00	\$ 11,545.00
19	BOPA	Patapsco River Project Restor	N/A	N/a	Complete	\$ 11,700.00	\$ 11,700.00
19	Bif Browning	Rhythm & Reels 2019 - Bands	N/A	N/a	Complete	\$ 12,000.00	\$ 12,000.00
19	Sparks Quality Fencing Company	Conway St Park Fencing	N/A	N/a	Complete	\$ 13,061.13	\$ 13,061.13
19	JB Contractors	Rowing Club - Front Walk Way	N/A	N/a	Complete	\$ 13,920.22	\$ 13,920.22
19	JB Contractors	Rowing Club - Fishing Pier	N/A	N/a	Complete	\$ 14,754.84	\$ 14,754.84
19	Active Social Communities / Volo City Kid	Free Fall Youth Sports League	N/A	N/a	Complete	\$ 15,000.00	\$ 15,000.00
19	JB Contractors	Middle Branch Canoe Launch	N/A	N/a	Complete	\$ 15,628.00	\$ 15,628.00
19	Davey Tree Experts	Barre Circle Tree Pruning	N/A	N/a	Complete	\$ 16,340.00	\$ 16,340.00
19	Edrich Lumber	Mulch and Soil Donation for 2	N/A	N/a	Complete	\$ 17,925.00	\$ 17,925.00
19	BOPA	Art on the Waterfront	N/A	N/a	Complete	\$ 18,850.00	\$ 18,850.00
19	BCRP	Lakeland Steam Center Equipme	N/A	N/a	Complete	\$ 22,009.02	\$ 22,009.02
19	South Harbor Renaissance	Fed Hill Playground Upgrade	N/A	N/a	Complete	\$ 24,281.00	\$ 24,281.00
19	Waterfront Partnership of Baltimore	Federal Hill Park Maintenance	N/A	N/a	Complete	\$ 24,404.95	\$ 24,404.95
19	Waterfront Partnership of Baltimore	Enhanced Landscaping for Fede	N/A	N/a	Complete	\$ 24,891.12	\$ 24,891.12
19	Art with a Heart	Art in the Park	N/A	N/a	Complete	\$ 26,000.00	\$ 26,000.00
19	Pinehurst fbo Federal Hill Main Street, I	Federal Hill Main Street Beau	N/A	N/a	Complete	\$ 26,542.39	\$ 26,542.39
19	Friends of Carroll Park	Carroll Park Summer Concert	N/A	N/a	Complete	\$ 30,000.00	\$ 30,000.00
19	Kompan	Riverside Park Equipment	N/A	N/a	Complete	\$ 30,083.00	\$ 30,083.00
19	Geo-Technology Associates, Inc.	Reedbird Environmental Manage	N/A	N/a	Complete	\$ 30,710.00	\$ 30,710.00
19	Lorenz, Inc	Middle Branch Park Maintenanc	N/A	N/a	Complete	\$ 37,630.00	\$ 37,630.00
19	Living Classrooms	Federal Hill Main Street Clean	N/A	N/a	Complete	\$ 46,554.00	\$ 46,554.00
19	Active Social Communities / Volo City Kid	2019 South Baltimore Youth Sp	N/A	N/a	Complete	\$ 48,500.00	\$ 48,500.00
19	BCRP	Parkapalooza	N/A	N/a	Complete	\$ 50,000.00	\$ 50,000.00
19	Cal Ripkin Senior Foundation	Turf Ballfield at Reedbird	N/A	N/a	Complete	\$ 50,000.00	\$ 50,000.00
19	BOPA	SOBO Music Series 2019	N/A	N/a	Complete	\$ 59,575.00	\$ 59,575.00
19	Lorenz, Inc.	Middle Branch Landscaping	N/A	N/a	Complete	\$ 68,446.92	\$ 68,446.92
19	BCRP	Rhythm & Reels 2019 - Managem	N/A	N/a	Complete	\$ 72,197.94	\$ 72,197.94
19	Grow Home	2019 Youth Sports Program	N/A	N/a	Complete	\$ 76,230.00	\$ 76,230.00
19	Floura Teeter Landscape Architects	Westport Master Planning - Fl	N/A	N/a	Complete	\$ 92,726.62	\$ 92,726.62
19	Lorenz, Inc.	295/BW Pkwy Median Landscape	N/A	N/a	Complete	\$ 289,450.00	\$ 289,450.00
19	Youth Resiliency Institute (Fusion Partne	2019 4th of July Celebration	N/A	N/a	Complete	\$ 501,846.57	\$ 501,846.57
20	Linda Felder House of Etiquette Inc.	Fabric Face Masks	N/A	N/A	Complete	\$ 575.00	\$ 575.00
20	SBGP	COVID19 Resp: Misc Supplies	N/A	N/A	Complete	\$ 2,174.00	\$ 2,174.00
20	Active Social Communities / Volo City Kid	2020 Spring Sports East	N/A	N/a	Complete	\$ 2,750.00	\$ 2,750.00
20	Active Social Communities / Volo City Kid	2020 Spring Sports West	N/A	N/a	Complete	\$ 2,750.00	\$ 2,750.00
20	Active Social Communities / Volo City Kid	2020 Spring Sports South	N/A	N/a	Complete	\$ 2,750.00	\$ 2,750.00
20	Cal Ripken Senior Foundation	Digital Harbor Field Design	N/A	N/a	Complete	\$ 3,000.00	\$ 3,000.00
20	Cherry Hill Eagles Foundation	COVID-AID for Youth in Cherry	N/A	N/A	Complete	\$ 4,725.02	\$ 4,725.02
20	ShareBaby, Inc.	Baby diaper distribution	N/A	N/A	Complete	\$ 4,950.00	\$ 4,950.00
20	Fishes and Loaves Pantry	COVID-AID Lakeland	N/A	N/A	Complete	\$ 5,000.00	\$ 5,000.00
20	Federal Hill South Neighborhood Associati	Henry St. Survey & Study	N/A	N/a	Complete	\$ 5,000.00	\$ 5,000.00
20	Leveling the Playing Field	LPF SB Expansion Project	N/A	N/a	Complete	\$ 5,000.00	\$ 5,000.00
20	Active Social Communities / Volo City Kid	2020 Day of Play	N/A	N/a	Complete	\$ 6,500.00	\$ 6,500.00
20	Fishes and Loaves Pantry	Volunteer Stipends	N/A	N/A	Complete	\$ 7,200.00	\$ 7,200.00
20	Lorenz, Inc.	BW Pkwy/295 Median Maint 2020	N/A	N/a	Complete	\$ 7,600.00	\$ 7,600.00
20	Donovan Landcare	Barre Circle Mowing	N/A	N/a	Complete	\$ 7,650.00	\$ 7,650.00
20	BCRP	Buses for Dist. Summer Camps	N/A	N/a	Complete	\$ 10,682.00	\$ 10,682.00
20	Waterfront Partnership	Robert Baker Park	N/A	N/a	Complete	\$ 13,943.28	\$ 13,943.28
20	Ruppert Landscape	Otterbein Park Benches	N/A	N/a	Complete	\$ 15,600.00	\$ 15,600.00
20	Federal Hill Main Street	Federal Hill Beautification	N/A	N/a	Complete	\$ 15,833.00	\$ 15,833.00

FY	Third Party Provider	Project Title	Grant Cycle	Grant Tier	Project Status	SBGP Funding Amount	SBGP Funding Expended
20	Neighborhood Design Center	Neighborhood Business Reopenin	N/A	N/A	Complete	\$ 20,500.00	\$ 20,500.00
20	Youth Resiliency Institute (Fusion Partne	A Dream In Cherry Hill	N/A	N/a	Complete	\$ 27,010.00	\$ 27,010.00
20	Pigtown Main Street	Pigtown Landscaping and Mainte	N/A	N/a	Complete	\$ 34,037.15	\$ 34,037.15
20	Pigtown Main Street	Pigtown Main Street Landscape	N/A	N/a	Complete	\$ 38,124.94	\$ 38,124.94
20	Fusion Partnerships	4th of July On Middle Branch	N/A	N/a	Complete	\$ 38,596.74	\$ 38,596.74
20	Living Classrooms	Project Serve	N/A	N/a	Complete	\$ 43,362.00	\$ 43,362.00
20	Rails-To-Trails-Conservancy	Warner Streetscape Design	N/A	N/a	Complete	\$ 45,801.31	\$ 45,801.31
20	Living Classrooms Foundation	Project SLURRP	N/A	N/a	Complete	\$ 49,132.00	\$ 49,132.00
20	Active Social Communities / Volo City Kid	Volo City Fall Youth Sports	N/A	N/a	Complete	\$ 49,500.00	\$ 49,500.00
20	Federal Hill Main Street, Inc.	FHMS Capacity & Brand	N/A	N/a	Complete	\$ 49,696.00	\$ 49,696.00
20	Baltimore Urban Baseball Association (BUB	Urban Youth Baseball	N/A	N/a	Complete	\$ 49,990.00	\$ 49,990.00
20	Living Classrooms Foundation	Federal Hill Beautification	N/A	N/a	Complete	\$ 58,340.50	\$ 58,340.50
20	Waterfront Partnership	Federal Hill Park	N/A	N/a	Complete	\$ 59,193.24	\$ 59,193.24
20	Cherry Hill Eagles Foundation	Cherry Hill Eagles Youth Dev.	N/A	N/A	Complete	\$ 65,388.00	\$ 65,388.00
20	BCRP	BCRP Canoe and Outdoor Rec	N/A	N/a	Complete	\$ 71,315.00	\$ 71,315.00
20	Westport Community Economic Development C	Westport Aid Distribution	N/A	N/A	Complete	\$ 72,393.25	\$ 72,393.25
20	Cherry Hill Development Corporation	Cherry Hill Aid Distribution	N/A	N/A	Complete	\$ 92,394.00	\$ 92,394.00
20	Southwest Baltimore Charter School Inc.	Motorized Gym Divider Wall	N/A	N/a	Complete	\$ 100,000.00	\$ 100,000.00
20	Maryland Food Bank	Food Bank COVID-19 Delivery	N/A	N/A	Complete	\$ 500,000.00	\$ 500,000.00
21	Cherry Hill Tenant Council	Home board games to promote sa	N/A	N/A	Complete	\$ 1,475.75	\$ 1,475.75
21	Cherry Hill Eagles Foundation	Summer 2021 Youth Development	N/A	N/a	Complete	\$ 2,100.00	\$ 2,100.00
21	Pigtown Main Street Inc.	Pigtown Reopening Incentives	N/A	N/a	Complete	\$ 4,635.00	\$ 4,635.00
21	Fishes and Loaves Pantry Inc.	COVID-19 Aid July Volunteers	N/A	N/a	Complete	\$ 4,800.00	\$ 4,800.00
21	Donovan Landcare	Barre Circle Lawn & Leaf Care	N/A	N/a	Complete	\$ 7,650.00	\$ 7,650.00
21	Victor Stanley, Inc.	Middle Branch Park Trash Cans	N/A	N/a	Complete	\$ 7,986.00	\$ 7,986.00
21	Lorenz, Inc	Middle Branch Maintenance	N/A	N/a	Complete	\$ 9,450.00	\$ 9,450.00
21	Active Social Communities dba Volo City K	Winter21 Virtual Youth Sports	N/A	N/a	Complete	\$ 10,000.00	\$ 10,000.00
21	Pigtown Main Street	Business Reopening Project	N/A	N/A	Complete	\$ 10,702.94	\$ 10,702.94
21	Graham Projects LLC	Pigtown Placemaking Design	N/A	N/a	Complete	\$ 11,760.00	\$ 11,760.00
21	Waterfront Partnership	Robert Baker Park Maintenance	N/A	N/a	Complete	\$ 15,592.21	\$ 15,592.21
21	Lorenz, Inc	Middle Branch Clearing '21	N/A	N/a	Complete	\$ 18,500.00	\$ 18,500.00
21	Graham Projects LLC	Pigtown Placemaking Mngmt	N/A	N/a	Complete	\$ 20,130.00	\$ 20,130.00
21	Waterfront Partnership	GF Trash Wheel Operating	N/A	N/a	Complete	\$ 23,000.00	\$ 23,000.00
21	Aspen Building Products, Inc	Mt Clare Museum Gate & Fence	N/A	N/a	Complete	\$ 23,355.00	\$ 23,355.00
21	Grow Home, Inc.	Summer Youth Sports	N/A	N/a	Complete	\$ 25,242.59	\$ 25,242.59
21	Rummel, Klepper & Kahl, LLP	Field Light Soil Borings	N/A	N/a	Complete	\$ 26,395.00	\$ 26,395.00
21	Victor Stanley, Inc.	Carroll Park Trash Cans	N/A	N/a	Complete	\$ 29,713.00	\$ 29,713.00
21	Pinehurst Landscape Company, Inc.	PTMS 2021 Landscape Maint.	N/A	N/a	Complete	\$ 30,319.85	\$ 30,319.85
21	Graham Projects LLC	Pigtown Placemaking Installtn	N/A	N/a	Complete	\$ 33,210.00	\$ 33,210.00
21	Pinehurst Landscaping Co., Inc.	Pigtown Reopening	N/A	N/a	Complete	\$ 33,345.18	\$ 33,345.18
21	Pinehurst Landscaping Co., Inc.	Federal Hill Reopening	N/A	N/A	Complete	\$ 33,890.96	\$ 33,890.96
21	Active Social Communities dba Volo City K	Summer Youth Sports	N/A	N/a	Complete	\$ 35,000.00	\$ 35,000.00
21	Geo-Technology Associates, Inc.	MBFWC Sub-Slab Ventilation	N/A	N/a	Complete	\$ 41,334.48	\$ 41,334.48
21	Cherry Hill Eagles Foundation	Spring-Fall 2021 Programming	N/A	N/a	Complete	\$ 47,041.44	\$ 47,041.44
21	Cherry Hill Eagles Foundation	2021 Overhead Support	N/A	N/a	Complete	\$ 47,197.83	\$ 47,197.83
21	Graham Projects LLC	Pigtown Placemaking Procure	N/A	N/a	Complete	\$ 49,900.00	\$ 49,900.00
21	Baltimore Urban Baseball Association (BUB	Facility Rent	N/A	N/a	Complete	\$ 56,000.00	\$ 56,000.00
21	Federal Hill Main Street	FHMS Reopening	N/A	N/a	Complete	\$ 61,550.11	\$ 61,550.11
21	Waterfront Partnership	Federal Hill Park Maintenance	N/A	N/a	Complete	\$ 64,354.24	\$ 64,354.24
21	Geo-Technology Associates, Inc.	Reedbird Park Enviro. Assess.	N/A	N/a	Complete	\$ 109,503.02	\$ 109,503.02
21	Youth Resiliency Institute	Virtual 4th of July	N/A	N/a	Complete	\$ 147,690.90	\$ 147,690.90
21	Cal Ripken Sr. Foundation, Inc.	Turf Ballfield at Reedbird	N/A	N/a	Complete	\$ 1,100,266.09	\$ 1,100,266.09
22	Bartlett Tree Company Expert	Tree removal Fed Hill MS	N/A	N/a	Complete	\$ -	\$ -
22	Blue Water Baltimore	Trash Clean Ups So. Baltimore	N/A	N/a	Canceled	\$ -	\$ -
22	South Baltimore Partnership	Annual Heritage Festival	N/A	N/a	Complete	\$ 750.00	\$ 750.00

FY	Third Party Provider	Project Title	Grant Cycle	Grant Tier	Project Status	SBGP Funding Amount	SBGP Funding Expended
22	Lorenz, Inc .	Middle Branch Storm Debris	N/A	N/a	Complete	\$ 850.00	\$ 850.00
22	Renovation Resources	Baltimore Bolts Workshop Reno	N/A	N/a	Complete	\$ 2,945.00	\$ 2,945.00
22	ECS Mid Atlantic, LLC	Riverside Gazebo Assessment	N/A	N/a	Complete	\$ 3,000.00	\$ 3,000.00
22	Baltimore City Rec and Parks Youth Sports	Youth Sports Equipment	N/A	N/a	Complete	\$ 4,588.05	\$ 4,588.05
22	B&O Railroad Museum, Inc.	Black History Film Festival	N/A	N/a	Complete	\$ 5,000.00	\$ 5,000.00
22	Southwest Sports and Fitness Alliance	2021 Sowebo Landmark 5k	N/A	N/a	Complete	\$ 5,000.00	\$ 5,000.00
22	Southwest Sports and Fitness Alliance	Tee Off for Kids Classic	N/A	N/a	Complete	\$ 5,000.00	\$ 5,000.00
22	My Father's Plan	FHMS Cleaning Bridge Contract	N/A	N/a	Complete	\$ 6,000.00	\$ 6,000.00
22	God's Best Family, Inc.	Operating Support	N/A	N/a	Active	\$ 8,025.00	\$ -
22	Youth Resiliency Institute	Street Naming Ceremony	N/A	N/a	Complete	\$ 9,212.13	\$ 9,212.13
22	Westport Patriots Organization	Tournament Transportation	N/A	N/a	Complete	\$ 10,500.00	\$ 10,500.00
22	Waterfront Partnership of Baltimore	Robert Baker Landscaping	N/A	N/a	Complete	\$ 14,864.85	\$ 14,864.85
22	Grow Home, Inc.	Youth Development Program	N/A	N/a	Complete	\$ 15,000.00	\$ 15,000.00
22	Mount Clare at Carroll Park Commission	Strategic Planning Meetings	N/A	N/a	Complete	\$ 24,338.85	\$ 24,338.85
22	Pinehurst Landscape Company	Landscape services for FHMS	N/A	N/a	Complete	\$ 26,450.24	\$ 26,450.24
22	Cal Ripken Sr. Foundation, Inc.	Baseball Prog. Westport BGC	N/A	N/a	Complete	\$ 28,750.00	\$ 28,750.00
22	Pinehurst Landscape Company	Fed Hill Weed & Watering	N/A	N/a	Complete	\$ 29,410.13	\$ 29,410.13
22	Baltimore City Rec and Parks Outdoor Recr	Outdoor Recreation Equipment	N/A	N/a	Complete	\$ 32,932.31	\$ 32,932.31
22	Active Social Communities dba Volo City K	Summer Programs	N/A	N/a	Complete	\$ 37,500.00	\$ 37,500.00
22	Active Social Communities dba Volo City K	Spring Programs	N/A	N/a	Active	\$ 37,500.00	\$ 11,500.00
22	Mount Clare at Carroll Park Commission	Journey to Jubilee	N/A	N/a	Complete	\$ 39,869.11	\$ 39,869.11
22	My Father's Plan	FHMS Cleaning 6 Mo. Contract	N/A	N/a	Complete	\$ 40,625.00	\$ 40,625.00
22	Pinehurst Landscape Company	PTMS Landscaping Services	N/A	N/a	Complete	\$ 42,846.05	\$ 42,846.05
22	Grow Home, Inc.	Youth Sports	N/A	N/a	Complete	\$ 45,000.00	\$ 45,000.00
22	Pinehurst Landscape Company	Fed Hill Main St Portering	N/A	N/a	Complete	\$ 45,000.00	\$ 45,000.00
22	Baltimore Urban Baseball Association	Urban Youth Baseball Rent	N/A	N/a	Complete	\$ 46,000.00	\$ 46,000.00
22	Cal Ripken Sr. Foundation, Inc.	Baseball Prog. CHEF	N/A	N/a	Complete	\$ 46,250.00	\$ 46,250.00
22	EZ Docks South, Inc.	Kayak Launch	N/A	N/a	Complete	\$ 47,095.00	\$ 47,095.00
22	Active Social Communities dba Volo City K	Fall Youth Sports	N/A	N/a	Complete	\$ 49,500.00	\$ 49,500.00
22	Living Classrooms Foundation	Street Cleaning Southwest	N/A	N/a	Complete	\$ 81,073.52	\$ 81,073.52
22	Waterfront Partnership of Baltimore	Fed Hill Park Landscape	N/A	N/a	Complete	\$ 81,117.00	\$ 81,117.00
22	Westport Patriots Organization	Youth Programs	N/A	N/a	Complete	\$ 94,602.00	\$ 94,602.00
22	Youth Resiliency Institute	4th of July	N/A	N/a	Complete	\$ 255,823.09	\$ 255,823.09
22	Rummel, Klepper, & Kahl, LLP (RK&K)	Florence Cummins Phase I Desig	N/A	N/a	Active	\$ 325,000.00	\$ 252,863.07
23	Metro Recreation, Inc.	Playground Renovation	N/A	N/a	Canceled	\$ -	\$ -
23	Cherry Hill Homes Tenant Council	Senior T-Shirts	N/A	N/a	Complete	\$ 700.00	\$ 700.00
23	Federal Hill Main Street	Pizza Box Trash Cans	N/A	N/a	Complete	\$ 2,135.00	\$ 2,135.00
23	Compu-Perfect Professional Services, LLC	Legal Fees, Mt. Clare Comm.	N/A	N/a	Complete	\$ 2,500.00	\$ 2,500.00
23	Black Vegetarian Society of Maryland	Vegan SoulFest Sponsorship	N/A	N/a	Complete	\$ 3,500.00	\$ 3,500.00
23	My Father's Plan, Inc.	Ridgely's Delight Cleaning	N/A	N/a	Active	\$ 4,000.00	\$ 3,000.00
23	G. Krug and Son, Inc.	RiversideGazebo CollarsLeaves	N/A	N/a	Complete	\$ 4,425.00	\$ 4,425.00
23	Westport Patriots Organization	Youth Banquet Trophies	N/A	N/a	Complete	\$ 4,909.39	\$ 4,909.39
23	CLLCTIVLY	We Give Black Sponsorship	N/A	N/a	Complete	\$ 5,000.00	\$ 5,000.00
23	Neighborhood Design Center	Middle Branch Trash Dash	N/A	N/a	Complete	\$ 5,000.00	\$ 5,000.00
23	Sharp-Leadenhall Clean/Green	South Baltimore Partnership	N/A	N/a	Complete	\$ 5,000.00	\$ 5,000.00
23	Baltimore Community ToolBank	Tool Bank Clean and Green	N/A	N/a	Active	\$ 5,000.00	\$ 4,568.16
23	Southwest Sports and Fitness Alliance	SOWEBO Landmark 5K	N/A	N/a	Active	\$ 5,000.00	\$ -
23	Donovan Landcare	Barre Circle Lawn Care	N/A	N/a	Complete	\$ 7,650.00	\$ 7,650.00
23	Donovan Landcare	Barre Circle Landscaping	N/A	N/a	Complete	\$ 8,750.00	\$ 8,750.00
23	Pigtown Main Street	Ostend and Washington Mural	N/A	N/a	Complete	\$ 8,922.50	\$ 8,922.50
23	Westport Patriots	< 5 Tournament Charter Bus	N/A	N/a	Complete	\$ 14,580.00	\$ 14,580.00
23	Grow Home, Inc.	Youth Leadership Programs	N/A	N/a	Complete	\$ 15,000.00	\$ 15,000.00
23	JB Contracting, Inc.	Riverside Park Gazebo Refurb	N/A	N/a	Complete	\$ 15,550.00	\$ 15,550.00
23	My Father's Plan	Ridgely's Delight Cleaning	N/A	N/a	Complete	\$ 16,000.00	\$ 16,000.00
23	Leveling The Playing Field, Inc	Sports Kit Program Expansion	N/A	N/a	Complete	\$ 20,000.00	\$ 20,000.00

FY	Third Party Provider	Project Title	Grant Cycle	Grant Tier	Project Status	SBGP Funding Amount	SBGP Funding Expended
23	KellyMaven Media	Emancipation Day Marketing	N/A	N/a	Complete	\$ 23,000.00	\$ 23,000.00
23	Waterfront Partnership of Baltimore, Inc.	Trash Wheel Operations	N/A	N/a	Complete	\$ 23,000.00	\$ 23,000.00
23	Grow Home, Inc.	Summer 7 on 7 Soccer League	N/A	N/a	Complete	\$ 24,980.00	\$ 24,980.00
23	Pigtown Climbs	Program Van	N/A	N/a	Complete	\$ 25,000.00	\$ 25,000.00
23	Pigtown Climbs, Inc.	Site Preparation	N/A	N/a	Complete	\$ 25,000.00	\$ 25,000.00
23	Elev8 Baltimore Inc	Experience Corps Program	N/A	N/a	Complete	\$ 25,411.00	\$ 25,411.00
23	Mount Clare at Carroll Park Commission	Emancipation Day Wrap-up	N/A	N/a	Complete	\$ 25,647.15	\$ 25,647.15
23	Cal Ripken Sr. Foundation	BCRP - Badges for Baseball	N/A	N/a	Complete	\$ 26,000.00	\$ 26,000.00
23	JB Contracting, Inc.	Rowing Club Deck Repair	N/A	N/a	Complete	\$ 26,400.00	\$ 26,400.00
23	Pigtown Main Street Inc.	Cleaning Pigtown Main Street	N/A	N/a	Complete	\$ 26,700.00	\$ 26,700.00
23	Cal Ripken Sr. Foundation Inc.	Carroll Park Field Site Work	N/A	N/a	Complete	\$ 26,797.00	\$ 26,797.00
23	JMT Global, Inc. dba Fastsigns 131001	Pigtown Main Street Signage	N/A	N/a	Complete	\$ 27,488.28	\$ 27,488.28
23	Kahil El' Zabar, LLC	Consultant for MCCPC	N/A	N/a	Complete	\$ 30,000.00	\$ 30,000.00
23	Spirit Groove Project/Lucy Slivinski	Emancipation Day Talent Mgmt.	N/A	N/a	Complete	\$ 30,000.00	\$ 30,000.00
23	Cal Ripken Sr. Foundation	BGC - Badges for Baseball	N/A	N/a	Complete	\$ 31,000.00	\$ 31,000.00
23	EnviroCollab, LLC	Conway Street Park Design	N/A	N/a	Complete	\$ 32,660.00	\$ 32,660.00
23	Waterfront Partnership of Baltimore	Parks Landscaping	N/A	N/a	Complete	\$ 32,857.39	\$ 32,857.39
23	Pinehurst Landscape Company, Inc.	PTMS '23 Lands. Maintenance	N/A	N/a	Complete	\$ 35,247.10	\$ 35,247.10
23	Katea Stitt	Mt. Clare Commission Consult.	N/A	N/a	Complete	\$ 40,000.00	\$ 40,000.00
23	Able Contractors, Inc.	Gazebo Roof Repair	N/A	N/a	Complete	\$ 41,000.00	\$ 41,000.00
23	Pinehurst Landscape Company, Inc.	FHMS Landscaping Services	N/A	N/a	Complete	\$ 41,654.96	\$ 41,654.96
23	Mount Clare at Carroll Park Commission	Emancipation Day Vendors	N/A	N/a	Active	\$ 41,978.18	\$ 40,278.18
23	Cal Ripken Sr. Foundation	CHEF - Badges for Baseball	N/A	N/a	Complete	\$ 43,000.00	\$ 43,000.00
23	Active Social Communities dba Volo Kids F	Youth Sports Programs	N/A	N/a	Complete	\$ 43,000.00	\$ 43,000.00
23	Pigtown Climbs	Long Term Space Lease	N/A	N/a	Complete	\$ 44,000.00	\$ 44,000.00
23	Living Classrooms Foundation, Inc.	Waste Management Truck	N/A	N/a	Complete	\$ 44,947.82	\$ 44,947.82
23	Active Social Communities dba Volo City K	Fall 2022 Sports Programs	N/A	N/a	Complete	\$ 48,000.00	\$ 48,000.00
23	Cherry Hill Eagles Foundation, Inc.	Operating Expenses	N/A	N/a	Complete	\$ 48,500.00	\$ 48,500.00
23	Grow Home, Inc.	Youth Sports Programs	N/A	N/a	Complete	\$ 49,144.86	\$ 49,144.86
23	Cherry Hill Eagles Foundation, Inc.	Program Personnel Expenses	N/A	N/a	Complete	\$ 49,625.00	\$ 49,625.00
23	My G.I.R.L.S., Inc.	Reign Supreme	N/A	N/a	Complete	\$ 49,800.00	\$ 49,800.00
23	City of Baltimore	800 Block Battery Ave Lights	N/A	N/a	Complete	\$ 67,540.00	\$ 67,540.00
23	Baltimore Urban Baseball Association	Program Rent and Stipends	N/A	N/a	Complete	\$ 75,000.00	\$ 75,000.00
23	My Father's Plan	Federal Hill Cleaning	N/A	N/a	Complete	\$ 99,000.00	\$ 99,000.00
23	Parks and People Foundation, Inc.	Solo Gibbs Playground	N/A	N/a	Complete	\$ 99,900.00	\$ 99,900.00
23	Waterfront Partnership of Baltimore	Fed Hill & RB Park Landscape	N/A	N/a	Active	\$ 168,714.34	\$ 109,175.36
23	Waste Management	My Fathers Plan	N/A	N/a	Complete	\$ 259,466.00	\$ 259,466.00
23	Youth Resiliency Institute	4th of July	N/A	N/a	Complete	\$ 282,110.00	\$ 282,110.00
23	Living Classrooms	Street Cleaning Southwest	N/A	N/a	Active	\$ 385,866.64	\$ 275,103.46
23	MCN Build, Inc.	Carroll Park Rec Center Reno	N/A	N/a	Active	\$ 3,846,082.00	\$ 3,094,598.58
24	Federal Hill Main Street	Roadblock Project	N/A	N/a	Cancelled	\$ -	\$ -
24	Pigtown Main Street	Horseshoe Pit Mural Update	N/A	N/a	Active	\$ 1,500.00	\$ -
24	God's Best Family	Youth Yoga Program	N/A	N/a	Active	\$ 1,800.00	\$ 900.00
24	Baltimore Tree Trust, Inc.	Barre Circle Tree Tending	N/A	N/a	Complete	\$ 1,870.00	\$ 1,870.00
24	Pinehurst Landscape Company	FHMS Planter Mitigation	N/A	N/a	Complete	\$ 1,885.55	\$ 1,885.55
24	Historic Sharp Leadenahll	Heritage Festival	N/A	N/a	Complete	\$ 2,856.00	\$ 2,856.00
24	My Fathers Plan	New tires for 3 vehicles	N/A	N/a	Complete	\$ 3,363.95	\$ 3,363.95
24	The Riverside Neighborhood Association	Riverside Bikes for Cops	N/A	N/a	Active	\$ 3,947.90	\$ -
24	Maryland Materials Playground Maintenance	GWES Shade Structure	N/A	N/a	Complete	\$ 4,000.00	\$ 4,000.00
24	Baltimore Bolts Inc.	Baltimore Bolts Tournament	N/A	N/a	Complete	\$ 5,000.00	\$ 5,000.00
24	Southwest Sports and Fitness Alliance	Sowebo Landmark 5k	N/A	N/a	Complete	\$ 5,000.00	\$ 5,000.00
24	Janney Painting, Inc	Key Hwy Fort Ave Bridge Walls	N/A	N/a	Active	\$ 5,000.00	\$ -
24	Baltimore City Rec and Parks Youth Sports	Youth Sports Equipment	N/A	N/a	Complete	\$ 6,084.60	\$ 6,084.60
24	Southwest Community Council, Inc. dba Cit	CP Gateway Construction Docs	N/A	N/a	Complete	\$ 6,500.00	\$ 6,500.00
24	Pinehurst Landscape Company	FHMS Tree Planting	N/A	N/a	Complete	\$ 8,250.00	\$ 8,250.00

FY	Third Party Provider	Project Title	Grant Cycle	Grant Tier	Project Status	SBGP Funding Amount	SBGP Funding Expended
24	Donovan Landcare	BarCir Mowing Leaf Pick Up	N/A	N/a	Active	\$ 10,000.00	\$ 1,500.00
24	Southwest Sports and Fitness Alliance, In	Golf and 5k events	N/A	N/a	Active	\$ 10,000.00	\$ -
24	SCRAP B-More	Creative Reuse Craft Events	N/A	N/a	Active	\$ 10,788.00	\$ 2,700.56
24	Pinehurst Landscape Company	PTMS Planters	N/A	N/a	Active	\$ 11,890.78	\$ -
24	My Fathers Plan	Ridgely's Delight cleaning	N/A	N/a	Active	\$ 12,000.00	\$ 5,000.00
24	JRS Architects, Inc.	Carroll Park Courtyard	N/A	N/a	Active	\$ 12,250.00	\$ -
24	JB Contracting, Inc.	Paint Cherry Hill Park Pool	N/A	N/a	Complete	\$ 14,500.00	\$ 14,500.00
24	Baltimore Community ToolBank	BCTB Environmental Services	N/A	N/a	Active	\$ 14,740.00	\$ -
24	Westport Patriots Organization	Tournament Charter Bus	N/A	N/a	Complete	\$ 15,300.00	\$ 15,300.00
24	Housing Authority of Baltimore City	Cherry Hill Homes Goalphers	N/A	N/a	Complete	\$ 19,500.00	\$ 19,500.00
24	Westport Community Economic Development A	Annapolis Rd. Traffic Calming	N/A	N/a	Complete	\$ 20,000.00	\$ 20,000.00
24	Baltimore City Rec and Parks	Spec Events & Charm City Expo	N/A	N/a	Active	\$ 20,000.00	\$ -
24	Federal Hill Main Street	Website and Branding	N/A	N/a	Active	\$ 20,000.00	\$ 15,000.00
24	Westport Patriots Organization	Football Equipment	N/A	N/a	Complete	\$ 20,850.00	\$ 20,850.00
24	Grow Home, Inc.	FOCP Music Series Summer 2023	N/A	N/a	Complete	\$ 23,300.00	\$ 23,300.00
24	Historic Sharp Leadenhall	Historic Neighborhood Banners	N/A	N/a	Complete	\$ 24,475.00	\$ 24,475.00
24	Leveling the Playing Field	Youth Sports Kits & Ops Supp	N/A	N/a	Active	\$ 25,000.00	\$ 22,059.47
24	Youth Resiliency Institute	Pre-Juneteenth Celebration	N/A	N/a	Active	\$ 25,000.00	\$ -
24	Cal Ripken Sr. Foundation, Inc.	BCRP Program in Cherry Hill	N/A	N/a	Active	\$ 26,000.00	\$ -
24	Grow Home Inc	Summer Soccer Sports Program	N/A	N/a	Active	\$ 26,140.00	\$ 8,713.43
24	Grow Home, Inc.	Youth Leadership	N/A	N/a	Active	\$ 27,500.00	\$ 16,614.20
24	Pigtown Main Street	SWILL Program, Cleaning	N/A	N/a	Active	\$ 29,100.00	\$ -
24	Cal Ripken Sr. Foundation, Inc.	Program w/Boys and Girls Club	N/A	N/a	Active	\$ 31,000.00	\$ -
24	ECS Mid-Atlantic, LLC	CP Rec Ctr Testing+Inspection	N/A	N/a	Active	\$ 38,260.00	\$ 26,740.00
24	Southwest Partnership, Inc.	Carey St Bridge BGE Meter	N/A	N/a	Complete	\$ 38,775.00	\$ 38,775.00
24	Pinehurst Landscape Company	FHMS Landscape Maintenance	N/A	N/a	Active	\$ 42,185.67	\$ 11,700.14
24	Lakeland Community Association Partnershi	Neighborhood Programs	N/A	N/a	Active	\$ 42,669.20	\$ -
24	Cal Ripken Sr. Foundation, Inc.	Program w/CHEF	N/A	N/a	Active	\$ 43,000.00	\$ -
24	EnviroCollab	Conway St. Park Ph. II Design	N/A	N/a	Active	\$ 44,020.00	\$ 41,122.00
24	Federal Hill Main Street	Operating Support	N/A	N/a	Active	\$ 45,000.00	\$ 37,500.00
24	Pinehurst Landscape Company	PTMS Landscape Maintenance	N/A	N/a	Active	\$ 45,241.20	\$ 15,840.98
24	Active Social Communities dba Volo City K	Youth Sports Programs	N/A	N/a	Complete	\$ 46,000.00	\$ 46,000.00
24	Waterfront Partnership of Baltimore, Inc.	Trash Wheel Operations	N/A	N/a	Active	\$ 46,000.00	\$ -
24	Grow Home, Inc.	Sports Program	N/A	N/a	Active	\$ 48,800.00	\$ 33,582.62
24	Cherry Hill Eagles Foundation, Inc.	Program Personnel Expenses	N/A	N/a	Complete	\$ 49,500.00	\$ 49,500.00
24	My G.I.R.L.S., Inc.	Operating Support	N/A	N/a	Complete	\$ 49,500.00	\$ 49,500.00
24	Cherry Hill Eagles Foundation, Inc.	Operating Expenses	N/A	N/a	Active	\$ 49,500.00	\$ 40,832.45
24	Westport Patriots Organization	Youth Sports Programs	N/A	N/a	Complete	\$ 68,100.00	\$ 68,100.00
24	My Fathers Plan	FedHill, RBaker Park Cleaning	N/A	N/a	Active	\$ 82,000.00	\$ 29,831.66
24	Baltimore Urban Baseball Association	Rent and Coaching Stipends	N/A	N/a	Active	\$ 88,500.00	\$ 66,375.00
24	Active Social Communities dba Volo City K	Kids Youth Sports Program	N/A	N/a	Active	\$ 150,000.00	\$ 50,000.00
24	My Fathers Plan	Waste Management	N/A	N/a	Active	\$ 259,466.00	\$ 103,510.80
24	Youth Resiliency Institute	4th of July Festival	N/A	N/a	Active	\$ 262,110.00	\$ 165,307.15
24	Rummel, Klepper, and Kahl, LLP	Florence Cummins Design Ph. 2	N/A	N/a	Active	\$ 382,378.83	\$ -
Transformational Projects							
18	Parks and People Foundation	Middle Branch Waterfront Plan	N/A	N/a	Complete	\$ 150,000.00	\$ 150,000.00
18	BCRP	Middle Branch Fitness and Wel	N/A	N/a	Complete	\$ 1,000,000.00	\$ 1,000,000.00
19	Cherry Hill Development Corporation	Cherry Hill FY19 CDC Operatin	N/A	N/a	Complete	\$ 300,000.00	\$ 300,000.00
20	SBGP	South Baltimore GO! Pilot	N/A	N/a	Cancelled	\$ -	\$ -
20	SBGP	Grocery Access Pilot	N/A	N/a	Complete	\$ 11,279.00	\$ 11,279.00
20	James Corner Field Operations	Mid. Br. Wtrfrnt Design, Imp.	N/A	N/a	Complete	\$ 20,000.00	\$ 20,000.00
20	SBGP	Mid. Br. Wtrfrnt Design, Imp.	N/A	N/a	Complete	\$ 132,467.70	\$ 132,467.70
20	Westport CEDC	Harbor West CDC Op. Fund	N/A	N/a	Complete	\$ 218,767.00	\$ 218,767.00
20	Southwest Partnership, Inc.	Pigtown FY20 CDC Operating Fun	N/A	N/a	Complete	\$ 299,986.00	\$ 299,986.00
20	Mahan Rykiel Associates, Inc.	Reimagine MB (DNR & SBGP)	N/A	N/a	Complete	\$ 344,824.58	\$ 344,824.58

FY	Third Party Provider	Project Title	Grant Cycle	Grant Tier	Project Status	SBGP Funding Amount	SBGP Funding Expended
20	BCRP	Middle Branch Fitness and Well	N/A	N/a	Complete	\$ 1,200,000.00	\$ 1,200,000.00
21	James Corner Field Operations	Task 2 Bridge Contract	N/A	N/a	Complete	\$ 1,073.00	\$ 1,073.00
21	Parks and People Foundation	Mid Br Master Plan Consulting	N/A	N/a	Complete	\$ 2,348.68	\$ 2,348.68
21	Westport Community Economic Development C	City-Food Access	N/A	N/a	Complete	\$ 3,000.00	\$ 3,000.00
21	Black Yield Institute	BYI Operations Support	N/A	N/a	Complete	\$ 18,721.26	\$ 18,721.26
21	SBGP	Reimagine MB Fellowship	N/A	N/a	Complete	\$ 36,000.00	\$ 36,000.00
21	James Corner Field Operations	Mid Br Master Plan Tasks 2-4	N/A	N/a	Complete	\$ 1,432,663.53	\$ 1,432,663.53
22	Environmental Justice Journalism Initiati	Community Aquaculture Program	N/A	N/a	Complete	\$ 39,990.01	\$ 39,990.01
22	Universtiy of Maryland Center for Environ	MB Water Quality Sonde	N/A	N/a	Complete	\$ 67,163.00	\$ 67,163.00
22	SBGP	Reimagine MB Plan & Projects	N/A	N/a	Active	\$ 124,416.33	\$ -
22	James Corner Field Operations, LLC	MB Footbridge Feas. Study	N/A	N/a	Complete	\$ 367,010.00	\$ 367,010.00
22	James Corner Field Operations, LLC	Westport Waterfront Design	N/A	N/a	Active	\$ 793,460.00	\$ 467,052.02
22	GreenTrust Alliance, Inc.	MB Resiliency Site 5A	N/A	N/a	Active	\$ 5,100,000.00	\$ 1,759,615.72
23	Robertson Design LLC, dba Cap Ex Advisory	CDF Criteria/Comms Developmnt	N/A	N/a	Complete	\$ 13,712.50	\$ 13,712.50
23	Parks & People, Inc.	BI Sox Park Feasib'lty Anlsys	N/A	N/a	Complete	\$ 15,000.00	\$ 15,000.00
23	James Corner Field Operations, LLC	JFCO Task 4 Add'l Services	N/A	N/a	Complete	\$ 75,000.00	\$ 75,000.00
23	Parks & People, Inc	BI Sox Park Implement: Ph 1	N/A	N/a	Active	\$ 188,583.40	\$ 113,421.35
23	GreenVest, LLC	MHH Wetlands Restoration 1	N/A	N/a	Complete	\$ 650,000.00	\$ 650,000.00
23	SBGP	Community Development Fund	N/A	N/a	Active	\$ 3,273,812.53	\$ -
23	GreenVest, LLC	Phase 1 Engineering & Design	N/A	N/a	Active	\$ 5,137,555.83	\$ 2,521,127.94
23	GreenVest, LLC	MHH Wetlands Restoration 2	N/A	N/a	Active	\$ 6,468,000.00	\$ 1,637,140.00
24	Harbor Boating, Inc. d/b/a Baltimore Wate	Boat Around the Middle Branch	N/A	N/a	Active	\$ 10,000.00	\$ 9,000.00
24	GreenTrust Alliance, Inc.	MB Marine Debris – Phase I	N/A	N/a	Active	\$ 31,550.00	\$ 30,490.00
24	Youth Resiliency Institute	MB Park Winter Activation	N/A	N/a	Complete	\$ 49,900.00	\$ 49,900.00
24	James Corner Field Operations, LLC	MB Trail Shore Enhancements	N/A	N/a	Complete	\$ 49,950.00	\$ 49,950.00
24	Environmental Justice Journalism Initiati	EJJI Programming	N/A	N/a	Active	\$ 86,600.00	\$ 29,400.00
24	Site-Insight, LLC	Community Dev Fund Consultant	N/A	N/a	Active	\$ 98,375.00	\$ 7,913.75
24	Environmental Justice Journalism Initiati	Reel Rewards Fish Bounty Prog	N/A	N/a	Active	\$ 100,000.00	\$ 53,680.00
24	Interdisciplinary Consortium for Applied	Pat Delta Fish Sampling Prog	N/A	N/a	Active	\$ 100,000.00	\$ -
24	Collado Holding Group, LLC	Grocery Store Equipment	N/A	N/a	Complete	\$ 200,000.00	\$ 200,000.00
24	Cherry Hill Eagles Foundation, Incorporat	Cherry Hill Eagles Youth Cntr	N/A	N/a	Active	\$ 225,000.00	\$ -
24	Pigtown Main Street	Pigtown Library+Library Flats	N/A	N/a	Active	\$ 500,000.00	\$ -
24	B&O Railroad Museum, Inc.	Museum Transformation	N/A	N/a	Active	\$ 1,000,000.00	\$ -
24	SBGP	RMB Implementation	N/A	N/a	Active	\$ 3,500,000.00	\$ -
24	GreenVest, LLC	Patapsco Delta Potee St Wetlan	N/A	N/a	Active	\$ 4,987,427.00	\$ 85,345.19