

SOUTH BALTIMORE
GATEWAY PARTNERSHIP



South Baltimore Gateway Community
Impact District Management Authority d/b/a
South Baltimore Gateway Partnership

Quarterly Report

Third Quarter of Fiscal Year 2024, January – March 2024

Brad Rogers, Executive Director
www.sbgpartnership.org
4-30-2024

Legal Note

By law, the South Baltimore Gateway Partnership is not an agency of the City of Baltimore or the State of Maryland. Similarly, by law, South Baltimore Gateway Partnership employees and officers are neither officers nor agents of the City or State.

The South Baltimore Gateway Partnership voluntarily reports on its activities so that members of the general public, including elected and public officials, community leaders and other partners, can learn about its work. While the South Baltimore Gateway Partnership complies in full with all statutory obligations, neither this report nor others like it were prepared in response to any statutory reporting requirement. Nor were these reports created for the purpose of requesting review or approval from any public body, agency, department, board, officer, or official. Any distribution of these reports to any public body, agency, department, board, officer, or official via an established formal submission protocol is done merely for convenience and not as an express or implied request for approval or review.

Table of Contents

I.	Executive Summary	1
II.	Background and Governance.....	4
	A. Background.....	4
	B. Governance.....	4
III.	Activity this Quarter	6
	A. Community Grants	6
	B. Enhanced Services.....	13
	C. Transformational Projects	16
	D. Overhead and Administration.....	19
IV.	Exhibits	25
	A. Update on the FY24 Financial Plan.....	26
	B. Impact Investments Report.....	30
	C. Program Activity Metrics.....	31
	D. Summary of Projects.....	33

I. Executive Summary

The South Baltimore Gateway Partnership (“SBGP”) prepares these quarterly reports to maintain high standards for accountability and transparency. SBGP wants to make sure that members of the general public understand what SBGP is working on and why that work is important.

In the wake of the devastating collapse of the Key Bridge, SBGP is assessing what role it might play in supporting recovery efforts and needs in its communities. The bridge itself was located outside of the South Baltimore Gateway District, but its loss may have unexpected ripple effects across South Baltimore. The Strategic Planning Committee of the SBGP Board is scheduled to have a discussion of the topic during the upcoming quarter. It is not clear yet what role, if any, SBGP can play in this rapidly evolving situation. However, the organization is preparing to pivot nimbly should a clear and meaningful role arise.

During the last quarter, SBGP was honored to be recognized on the floor of the Maryland House of Delegates in Annapolis on February 22, 2024 for its outstanding service to the City of Baltimore and State of Maryland. SBGP also received a formal citation celebrating its work.

SBGP continued to administer Community Grants awarded during the first 12 grant cycles, kicked off the Winter 2024 grant cycle, and began planning for the Summer 2024 grant cycle. SBGP also continued holding free “Keys to Capacity” professional development roundtables and workshops. Providing technical assistance alongside financial assistance is a critical part of building a robust network of strong local organizations working in neighborhoods across the District.

SBGP also continued implementing its Enhanced Services for improvements to and the activation of parks, recreation centers, and public spaces across the South Baltimore Gateway District. SBGP continues to make progress on the renovation of the Carroll Park Recreation Center, which is scheduled to be complete in July 2024. SBGP also continued supporting youth programs, including the Cal Ripken Sr. Foundation’s Badges to Baseball program, which helps youth develop life skills through mentorship, team sports, and other activities. Over 810 youth in Cherry Hill and Westport were served in 2023. SBGP also continued to support the Baltimore Urban Baseball Association, which offers an amazing facility and a myriad of high-quality programming. From investments in capital projects to youth programs, Enhanced Services continues to ensure South Baltimore residents have some of the best parks and main streets in Baltimore.

In addition, SBGP saw significant progress on its Transformational Projects. The first winter activation for Middle Branch Park took place this quarter in the form of a two-part event hosted by the Youth Resiliency Institute (YRI) at Middle Branch Park called “Pop-up Ice-skating on the Waterfront in Middle Branch Park!”. Hundreds of people of all ages turned out for ice skating, food, music, and other winter activities.

Design and permitting continued to move forward for the Middle Branch Resiliency Initiative (MBRI), which will enhance South Baltimore’s resilience and protect critical infrastructure from coastal flooding, intense storm events, erosion, and sea level rise. After many months of design and permitting, SBGP expects to have all of the necessary permits in hand for its first wetland restoration site, the Hanover Street Wetlands in Brooklyn. SBGP is planning a major kickoff event on April 19, 2024 to celebrate the official launch of construction of MBRI.

Following the kickoff of the new Community Development Fund in Fall 2023, SBGP has now received its first two funding applications, which are currently being reviewed and considered. SBGP expects to make its first funding award announcement during the upcoming quarter.

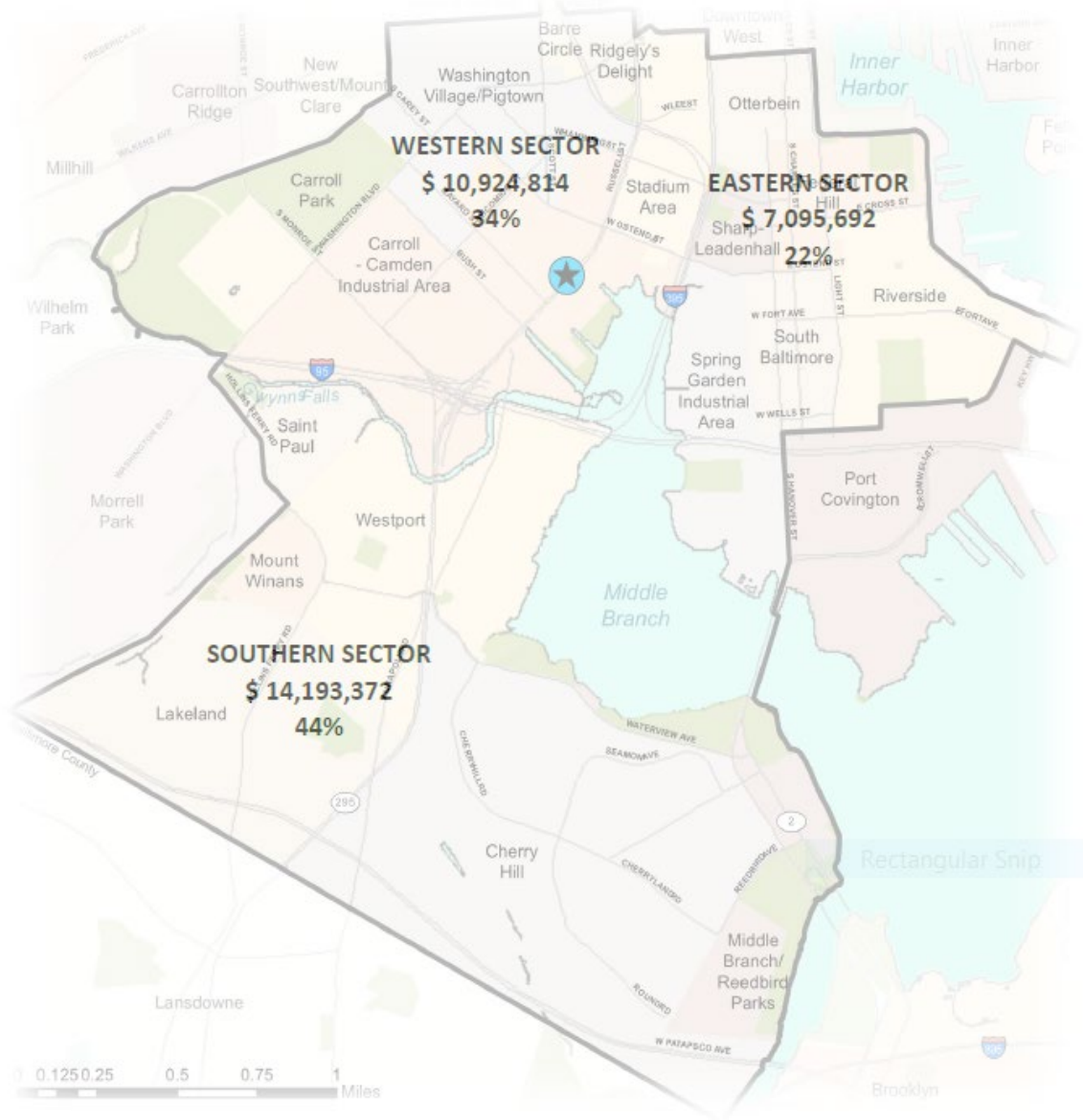
As mentioned in previous quarterly reports, SBGP is providing financial support to reopen a grocery store at the Mount Clare Junction Shopping Center, in the heart of a large food desert. This quarter, SBGP was also awarded a grant of \$200,000 from the State of Maryland, which SBGP will be passing along to the grocery store. The store itself is nearing completion and expected to open for business during the upcoming quarter.

At the same time, SBGP continued to plan for its future. The three new employees hired during the previous quarter to fill vacant or new positions with the organization began work in January. In addition, SBGP hired a temporary Community Grants Manager in preparation for an employee’s upcoming leave and began planning for three new staff positions to help increase and diversify SBGP’s funding so the organization can continue to grow and evolve its capacity and vision.

SBGP also developed its proposed FY25 Financial Plan (budget) during the last quarter, which will be presented for public comment at SBGP’s annual Spring Public Meeting and then finalized and submitted to the Board of Estimates during the next quarter.

Meanwhile, SBGP’s priority has remained to expend funds according to its financial plans and invest in its communities in a way that is strategic, disciplined, equitable, and well-documented. To date, SBGP has committed approximately \$32.4 million of core intergovernmental Local Impact Grant funds to projects across the District, ranging from small community grants to large capital projects. An additional \$8.7 million of projects were in development for a total mobilization of approximately \$41.2 million. Reflecting SBGP’s commitment to an equitable model of investing, approximately 78 percent of core program funding to date has been invested in low-income communities and communities of color within the District.

**SBGP Core Projects Encumbered To Date, By Sector
as of 3/31/2024**



SBGP is pleased to share its progress and report on its activity during the third quarter of Fiscal Year 2024.

II. Background and Governance

Although SBGP is not required by law to produce reports of its activities, it is nonetheless committed to maintaining the highest standards of transparency and accountability. As a result, SBGP has elected to produce quarterly reports detailing its work and makes those reports publicly available. This quarterly report also serves as an update on the FY24 SBGP Financial Plan.

A. Background

SBGP was established in 2016 to help implement the South Baltimore Gateway Master Plan, a sweeping plan to improve neighborhoods near the Horseshoe Casino Baltimore, with funding provided by the Local Impact Grants generated by video lottery terminals. Under its Strategic Plan, SBGP works to improve the vitality of its communities by focusing on three crucial elements of the South Baltimore Gateway Master Plan: Community Development and Revitalization, Environmental Sustainability, and Health and Wellness. To achieve the agenda laid out in the Strategic Plan, SBGP has established three interrelated program areas: Community Grants, Enhanced Services, and Transformational Projects.

Additional background information can be found on the [SBGP website](#) and in SBGP's prior [quarterly reports](#).

B. Governance

SBGP is governed by a Board of Directors composed primarily of residents and business representatives from across the District, follows a well-conceived strategic plan, and works within an annual budget.

The SBGP Board of Directors meets at least six times each calendar year. During the last quarter, the Board held three meetings on January 17, 2024; February 21, 2024; and March 20, 2024. In addition to regular board meetings, the Executive, Finance, Program, Communications, Governance and Nominating, and Strategic Planning Committees continued to meet as needed and report to the full Board.

During the last quarter, SBGP worked on two additional steps to continue to improve its governance structures and procedures to ensure transparency, accountability, and ethical integrity.

First, SBGP conducted its annual Board training. Board members were re-oriented to SBGP and its policies and procedures, including service expectations and ethics requirements. Unconscious bias, crisis communications, and Open Meetings Act trainings were conducted.

Second, since it has been extremely valuable to have the input and coordination of councilmembers representing the SBGP District on the SBGP Board, Councilwoman Phylcia Porter and Councilman Eric Costello sponsored a City ordinance appointing

those councilmembers as ex officio members of the SBGP Board. The ordinance was approved during the previous quarter. Now that it has been signed by the Mayor, SBGP may update its bylaws, including to reflect the Councilmembers as ex officio Board members. A current list of SBGP Board members can always be found at <https://sbgpartnership.org/about/#board>.

III. Activity this Quarter

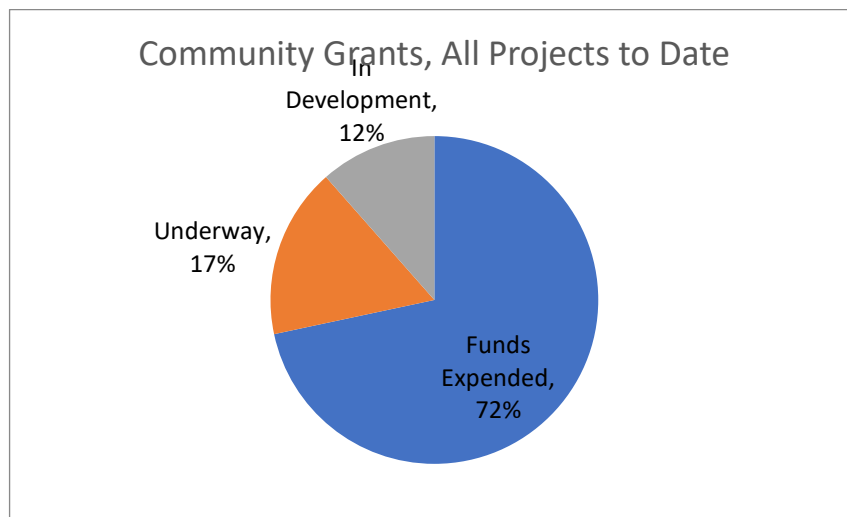
A. Community Grants

Through its grantmaking, SBGP continued to empower community and nonprofit partners, providing the resources they need to make change happen across the District.

During the last quarter, SBGP continued to administer Community Grants awarded during the first 12 grant cycles, kicked off the Winter 2024 grant cycle, and began planning for the Summer 2024 grant cycle. Since inception, SBGP has awarded 271 Community Grants totaling \$6,158,636, including:

- 8 Spark Grants totaling \$14,579.
- 112 Small Grants totaling \$488,015.
- 114 Medium Grants totaling \$3,567,504.
- 28 Large Grants totaling \$1,989,392.

SBGP has also provided a small amount of emergency grant funds to support important neighborhood events and causes in need of short-term funding support. An additional \$800,000 of projects were in development, and SBGP had expended \$4,986,999 on all Community Grants awarded to date as of March 31, 2024. The funds for projects in development will be awarded during the Winter 2024 grant cycle.



Throughout the grant administration process, SBGP continued providing ongoing support and assistance to grantees. SBGP also continued holding free “Keys to Capacity” professional development roundtables and workshops that have been well attended by grantees and community leaders. Providing technical assistance alongside financial assistance is a critical part of building a robust network of strong local organizations working in neighborhoods across the District.

See the ‘Summary of Projects’ exhibit for a list and details of Community Grants. Additional details of Community Grants, including updates on specific projects, are available upon request.

1. FY25 Grant Cycle – Summer 2024/Cycle 14

SBGP began planning for its 14th grant cycle, which will open during Summer 2024. The open date, grant application deadline, and Community Grants Support Sessions will be announced during the upcoming quarter.

2. FY24 Grant Cycles

a. Winter 2024/Cycle 13

Applications for SBGP’s 13th grant cycle opened on January 2, 2024 and the grant application deadline was February 29, 2024. All grant applications were submitted through SBGP’s online application portal to ensure that information is kept securely in one place and remains accessible online to reviewers.

To make the grant cycle easier and more successful for grantees and SBGP, SBGP continued to streamline the application and grantmaking process and provide technical assistance and resources to applicants and grantees. SBGP reviewed and updated its grants guidance and submission templates and continued to update its website to provide additional grant resources and make Community Grants information easier to find. SBGP has also worked to improve the nonvisual accessibility of these resources.

SBGP’s Community Grants staff also continues to provide ongoing support and assistance to all grant applicants, helping them to communicate their thoughts persuasively and effectively in their applications. Forty-three participants attended Community Grants Support Sessions held in January and February 2024 leading up to the grant application deadline. During these sessions, applicants learned about SBGP, grant opportunities, the Community Grants process, and grant writing. Additional support was provided to any applicants that found the online portal cumbersome.

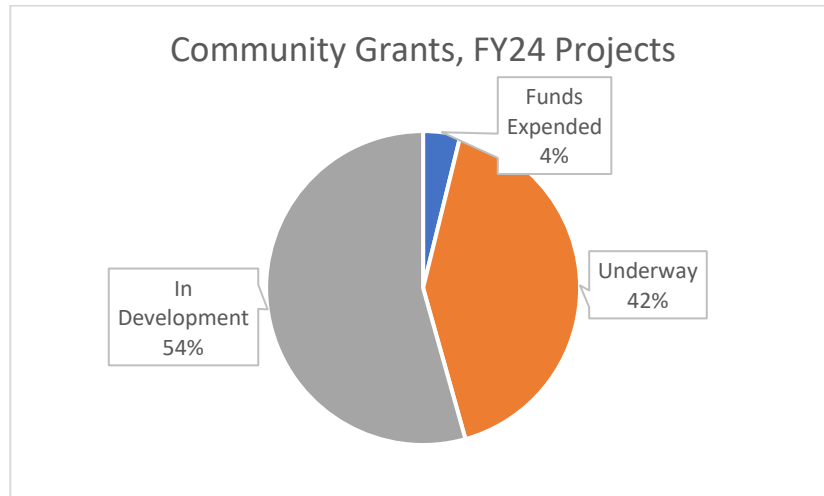
This 13th cycle of grant funding was highly competitive. SBGP was pleased to receive 45 applications requesting over \$2.4 million during the application period. SBGP then began reviewing grant applications and developing a recommended portfolio of grants according to the process and evaluation criteria laid out in the SBGP Community Grants Manual. SBGP anticipates completing this process with approval of its Program Committee and Board of Directors and announcing grant awards during the fourth quarter.

b. Summer 2023/Cycle 12

SBGP continued administering 26 grants totaling \$671,918, including:


- 1 Spark Grant for \$1,400.
- 4 Small Grants totaling \$17,400.
- 21 Medium Grants totaling \$653,118.

All of the projects are underway. SBGP continued working with the grantees to help them complete their important projects.



During the last quarter, Let's Go Boys and Girls continued to serve youth at Lakeland Elementary Middle School and Westport Academy through after-school STEM programming, serving 100 participants. All programs begin with Let's Go Boys and Girls' collaborative program design process where they work with partners to co-design a STEM program that meets the goals and interests of the community. After culturally relevant curricula and materials were selected, Let's Go certified staff trained twenty-one instructors and after-school staff through specialized content specific professional development workshops. Throughout the grant term, Let's Go assured the implementation of a high-quality STEM program through on-site coaching, technical assistance, and monthly and quarterly check-ins with program administrators. Funding supported the out-of-school-time STEM programming in partnership with the Lakeland Community and STEAM Center for 40 youth in elementary and middle school. In the fall, middle school students learned about different technologies that can help minimize storm water runoff.

Through the FIRST LEGO League program, students come to understand the basics of STEM and apply their skills in an exciting competition while building habits of learning, confidence, and teamwork skills along the way. In January 2024, the FIRST LEGO League teams supported by this grant participated in a scrimmage led by Let's Go. The teams competed in the Baltimore City Regional Qualifier event in February 2024. The performance of the Westport team earned them the first place Core Values award. This team displays extraordinary enthusiasm and spirit, knows they can accomplish more together than they could as individuals, and shows each other and other teams respect at all times.

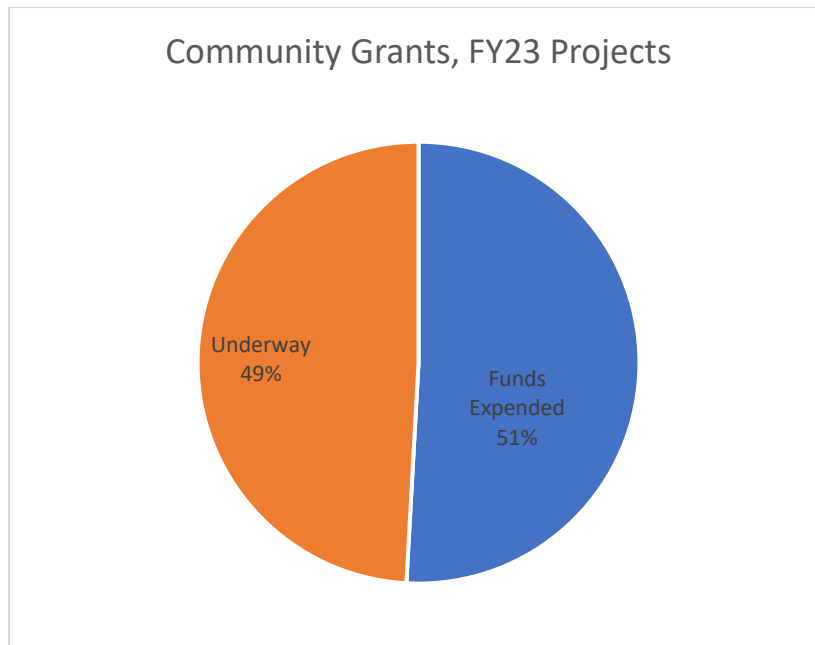


3. FY23 Grant Cycles – Summer 2022 and Winter 2023/Cycles 10 and 11

SBGP continued administering 39 grants totaling \$986,392, including:

- 4 Spark Grants totaling \$7,879.
- 12 Small Grants totaling \$51,828.
- 18 Medium Grants totaling \$510,812.
- 5 Large Grants totaling \$415,873.

Fifteen of the projects have been completed, and 24 projects are underway. SBGP continued working with the grantees to help them complete their important projects.



During the last quarter, Improving Education used grant funds to support the All Children Ready program costs at a Head Start center in the Westport neighborhood. The collective goal of this project is to prepare 80 percent or more of students for

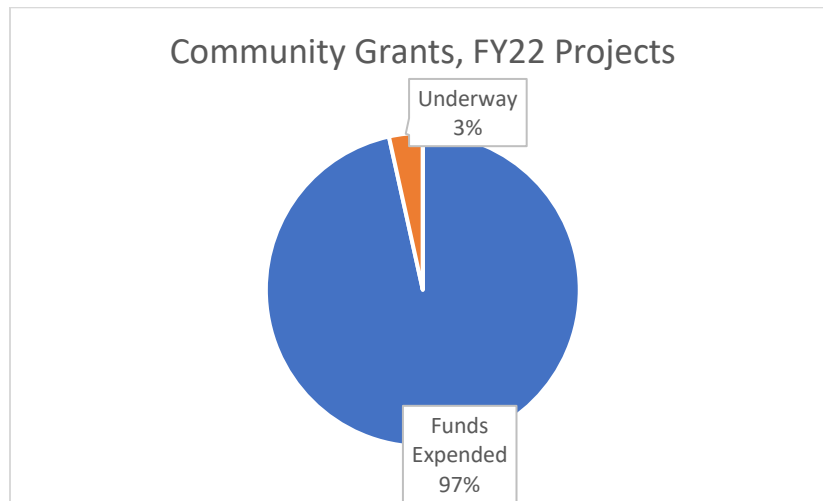
kindergarten by demonstrating readiness indicators on all math and literacy domains of the Kindergarten Readiness Assessment (KRA). The Beginning of the Year assessment, 22 percent of students met or exceeded the Readiness Standards for Reading, and 14 percent met or exceeded the standards for Math. During this quarter, a mid-year assessment showed the program to be effective in improving students’ academic scores: 92 percent made adequate progress in Reading, 95 percent made adequate progress in Math, and over 60 percent of students have already met or exceeded the end of the year outcome for Kindergarten Readiness at this mid-year data point. With additional support this spring, Improving Education staff are confident they will exceed 80 percent of students meeting or exceeding the readiness standards for kindergarten at the end of the year.

4. FY22 Grant Cycles – Summer 2021 and Winter 2022/Cycles 8 and 9

SBGP continued administering 44 FY22 grants totaling \$1,279,080, including:

- 3 Spark Grants totaling \$5,300.
- 13 Small Grants totaling \$56,257.
- 21 Medium Grants totaling \$726,120.
- 7 Large Grants totaling \$491,403.

Thirty-nine of the projects have been completed, and five projects are underway. SBGP continued working with the grantees with projects still underway to help them complete their important projects.



During the last quarter, Citizens of Pigtown made significant progress with their Sharps Disposal project. They successfully installed two more sharps disposal kiosks and finalized a service contract with SPARC Women’s Center. SPARC staff will service the kiosks and safely dispose of sharps on a weekly basis. They will also track the use of the kiosks. A total of three sharps disposal kiosks have now been installed in Pigtown located at Glyndon Avenue and W. Ostend Street, in the alley behind the even side of Washington Boulevard, and on the 1200 block of Nanticoke Street.

Citizens of Pigtown is continuing to work on the installation of the final kiosk in Carroll Park.



During the last quarter, Pigtown Main Street completed the Direct Action Partnership project, which aimed to decrease residential and commercial vacancy, increase homeownership opportunities, remove litter on Washington Boulevard, and complete the Pigtown Action Plan and marketing efforts to grow the organization. As a result, Pigtown Main Street was able to support the auction of three consistently vacant nuisance properties. Pigtown Main Street worked with residents in the area to report housing code violations and contacted the property owners, which contributed to their decisions to sell. Pigtown Main Street also continued to remove litter five days per week, removing at least 10 bags of trash weekly on Washington Boulevard. Social media posts continued to promote homeownership in Pigtown, and Pigtown Main Street staff attended several community meetings to promote homeownership as well with the hopes to transition renters to homeowners. Pigtown Main Street also conducted its first Realtor Lunch and Learn event. Over 50 realtors attended and learned about Healthy Neighborhoods, Inc.'s loan products and other homeownership incentives.

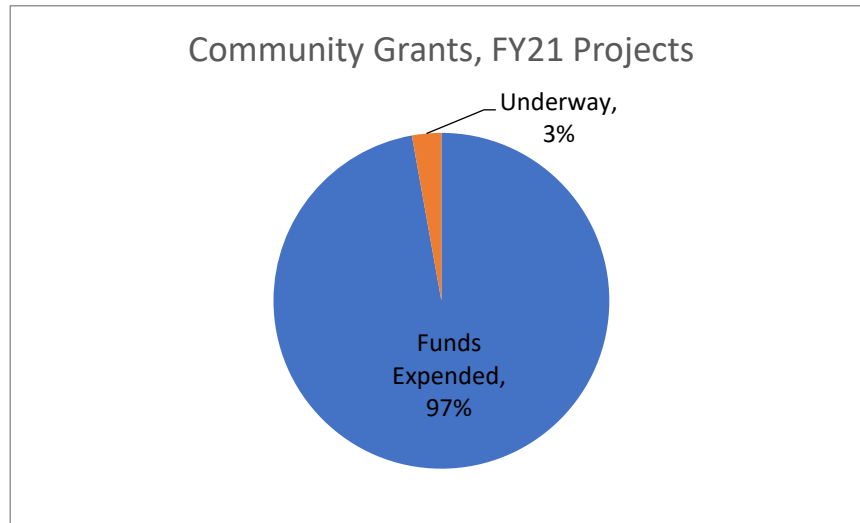
5. FY21 Grant Cycles – Winter 2020 and Winter 2021/Cycles 6 and 7

SBGP continued administering 35 FY21 grants totaling \$965,764, including:

- 7 Small Grants totaling \$32,361.
- 27 Medium Grants totaling \$874,011.
- 1 Large Grant for \$59,392.

Thirty-four of the projects have been completed, and one project – George Washington Elementary School's Outdoor Space – is underway. SBGP continued working with George Washington Elementary School (GWES) to help them

complete their important Outdoor Space shade structure project. During the last quarter, GWES ordered materials for the shade structure and began construction. The completed project will provide an outdoor classroom and community gathering space with a sail-style shade structure and seating for 30 people.



6. Technical Assistance and Capacity Building

SBGP is committed to providing communities not only with the resources they need to make positive change but also with the tools and training they need to become increasingly skilled at shaping their own futures.

Since many of the grantees are challenged to quickly satisfy administrative grant conditions, implement their projects, and expend their grant funds, SBGP staff continued to reach out to grantees to provide ongoing support and assistance to all grantees throughout the grant administration and implementation process, helping them to build capacity as they complete their important projects.

SBGP also continued offering its free “Keys to Capacity” series with the current schedule of professional development workshops continuing through Spring 2024. Additional workshops through Fall 2024 are being planned and will be announced during the upcoming quarter. These gatherings provide an opportunity for grantees, nonprofits, and community partners in the District and Baltimore to collaborate in an informal, moderated setting centered around a changing topic related to nonprofit capacity building. Three sessions were held over the last quarter with 63 attendees, including:

1. Bookkeeping & Finances Part 2. Part two of a two-part series for individuals serving nonprofits that want to better understand their organization’s finances and how implementing best practices can help their organization be even more successful and transformative within their communities.
2. Board Build Leadership Series: Fiduciary Responsibilities of Board Members. Attendees learned about the roles and responsibilities of members of the

board, and the board’s role in financial oversight, fiduciary responsibility, conflict of interest, and much more.

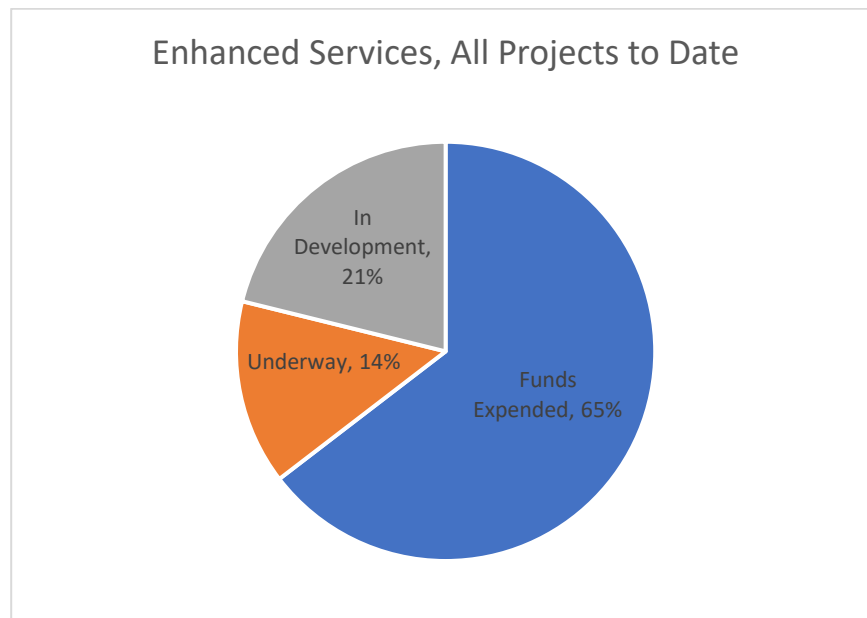
3. Board Build Leadership Series: How to Foster Highly Engaged and Impactful Board Members. Attendees learned how to operate a board that is present, inspired, strategic, and helps lead the organization in having a powerful impact.

SBGP also continued holding quarterly grantee networking meetings. Networking meetings include a mix of local nonprofit news, open discussion, resources, and presentations from grantees and experts in the field. During the last quarter, two networking meetings were held in January and April 2024 with 25 grantees in partnership with Business Volunteers Maryland.

Learn more and register for these and other opportunities at <https://sbgpartnership.org/workshops/>.

B. Enhanced Services

SBGP has made significant progress in supporting communities through the Enhanced Services program. Since inception, SBGP has committed \$16,115,414 to Enhanced Services. An additional \$4,294,495 of projects were in development, and SBGP had expended \$13,193,645 on Enhanced Services to date as of March 31, 2024.



Funds for projects in development will support ongoing Florence Cummins Park enhancements, Solo Gibbs Park enhancements being contracted by BCRP, the construction of a second multi-purpose turf field in partnership with the Ripken Foundation, and other projects. Once these projects are fully contracted, they will be categorized as underway.

See the ‘Summary of Projects’ exhibit for a list and details of Enhanced Services. Additional details of Enhanced Services, including updates on specific projects, are available upon request.

1. Project Implementation and Program Management

SBGP has successfully programmed all Enhanced Services funds through FY23 to date and continued planning and programming its FY24 Enhanced Services. With many larger projects about to enter their next phase of implementation, SBGP is looking forward to continuing to deliver tangible results that benefit communities across the district.

Since many of SBGP’s Enhanced Services are spent in support of the Baltimore City Department of Recreation and Parks (BCRP), the two organizations have operated under legal agreements that facilitate SBGP’s ability to provide grants and donations. It is now time to update those agreements. The Board of Estimates recently approved the first, and the two organizations are now working on the second.

2. Project Highlights

During the last quarter, SBGP invested in a wide range of projects across the District, including park maintenance, landscaping, waste management, and programming.

Enhanced Services continues to make progress on the renovation of the Carroll Park Recreation Center, which is scheduled to be complete in July 2024. This past quarter SBGP saw the exterior of the building transformed with the addition of a clerestory roof, providing lots of natural light. Future users can expect a full interior renovation including a new multipurpose room with new basketball hoops and court flooring, modern classrooms, and new mechanical systems. When complete, the center will be owned and operated by Baltimore City Recreation and Parks. The project is being led by MCN Build, Inc. and JRS Architects.



During the last quarter, SBGP contracted with the Cal Ripken Sr. Foundation for another year of Camp, College Visits, and the Badges for Baseball experience for youth in Cherry Hill and Westport. Even more kids will attend camp at the Cal Ripken Sr. Foundation campus this year. Last years' experience is pictured below.

Thanks to the support of SBGP, the Cal Ripken Sr. Foundation continued its mission of teaching character and life skills to youth. In 2023, CRSF impacted over 810 youth in the Cherry Hill and Westport communities. Through the partnership with SBGP, the Cal Ripken Sr. Foundation's Badges for Baseball program impacted 635 youth and 27 mentors. Through the direct mentorship of coaches, law enforcement officers, teachers, volunteers, and other staff, youth developed life skills such as respect, leadership, and self-care through team sports and other activities.



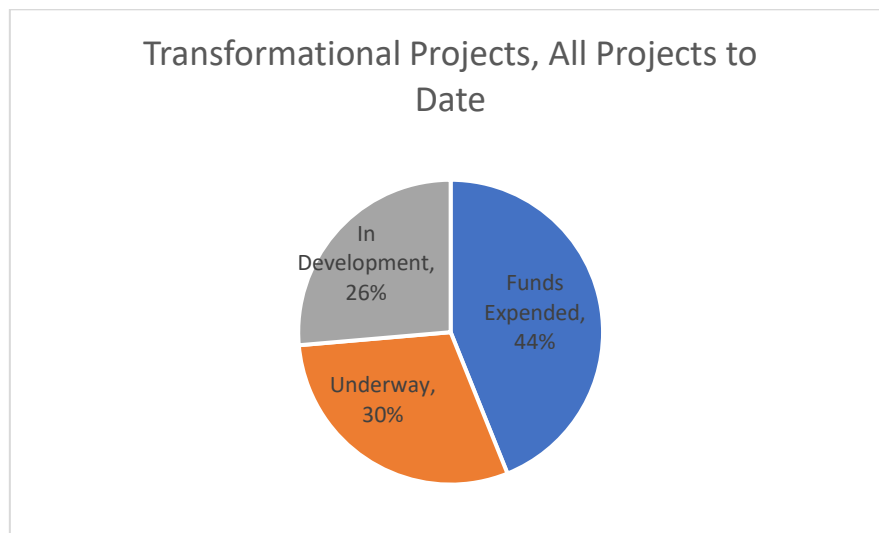
During the last quarter, SBGP continued to provide support to the Baltimore Urban Baseball Association (BUBA), located in Pigtown. BUBA's amazing facility offers a myriad of programming for boys and girls. BUBA allows young players and teams to get instruction and practice time in a great indoor facility all times of the year even when it is dark, rainy, or muddy outside. BUBA is also set up for advanced players to coach and mentor younger players with a range of abilities. In addition to baseball players, softball players are welcome and regularly come to BUBA. Current and former Orioles players Cedric Mullins and Adam Jones visited BUBA in January 2024.



C. Transformational Projects

During the last quarter, SBGP continued administering Transformational Projects underway as well as developing potential future Transformational Projects to bring about dramatic change in the District.

Since inception, SBGP has committed \$16,737,136 to Transformational Projects, including \$9,939,829 of core projects. An additional \$3,600,820 of projects were in development, and SBGP had expended \$12,679,324 on Transformational Projects to date, including \$5,882,016 on core projects, as of March 31, 2024.



The funds for potential projects “in development” are detailed below.

See the ‘Summary of Projects’ exhibit for a list and details of Transformational Projects. Additional details of Transformational Projects, including updates on specific projects, are available upon request.

1. Reimagine Middle Branch

SBGP has continued to drive the Reimagine Middle Branch effort to transform the Middle Branch into Baltimore’s next great waterfront with 11 miles of parks and trails. Design and permitting continued to move forward for the Middle Branch Resiliency Initiative (MBRI), which has been recognized as a model for sustainability and resiliency efforts. MBRI will enhance South Baltimore’s resilience and protect critical infrastructure from coastal flooding, intense storm events, erosion, and sea level rise. It will also improve public access to the city’s waterfront, including greenspace, water recreation, and fishing. Current work is centered around improving the resiliency of MedStar Harbor Hospital and its access routes while restoring habitat diversity and improving water quality in the area. Additional work is underway to fortify critical power infrastructure at the BGE Spring Gardens facility. All permit applications have been submitted for the Hanover Street Wetlands (an MBRI site in the southern portion of the MedStar Harbor Hospital project). SBGP expects to have all permits in hand and is planning an event on April 19, 2024 to celebrate the official launch of construction of MBRI.

SBGP has secured \$56 million for MBRI and anticipates receiving nearly \$11 million in funding and a \$25 million low interest loan in the near future. SBGP has submitted over \$133 million in pending grant requests and plans to submit \$30 million in new applications over the next few months.

In 2023, SBGP began taking significant strides to implement aspects of the Reimagine Middle Branch Plan’s Active and Inclusive Parks Framework by hosting strategic programming activations at parks throughout South Baltimore. The first of these events was the two-part event hosted by the Youth Resiliency Institute (YRI) at Middle Branch Park called “Pop-up Ice-skating on the Waterfront in Middle Branch Park!”. Part one of this program took place during the previous quarter and was a private event that engaged directly with Baltimore City Public School youth. Part two of the event took place on February 3, 2024, and was open to the broader public.



SBGP’s metrics of success for this focused programming include an increase in the number of year-round public programs offered to South Baltimore residents, an increase in public engagement opportunities related to Reimagine Middle Branch, and an increase in the general public’s awareness about Reimagine Middle Branch.

In 2024, SBGP will continue to expand its offering of programs and park activations for South Baltimore residents. This includes sponsoring YRI to host additional park programming events and collaborating with other RMB Stakeholders, like Baltimore City Recreation and Parks, related to similar programming activations. It also includes promoting other partner programs and events that complement SBGP’s work related to our larger Reimagine Middle Branch goals.

SBGP continues to fund design work on the new waterfront park and trail that will be created on the ONE Westport shoreline. This is a complex site, with subtle regulatory requirements, and so there are significant technical conversations ongoing. As always, community participation in the design process is crucial for its success. Completion of a 30% design should be complete towards the end of the next quarter.

The Black Sox Memorial project, led by Parks & People with funding from SBGP, also continues to move forward. Students from Coppin State University are currently being paid to perform primary historical research into many of the great players who graced ballfields in South Baltimore. This research will be used to design monuments and interpretive materials.

SBGP continues to work with the local partners, the Chesapeake Watershed Restoration Professionals, the Baltimore Peninsula Local Hiring Law Committee, and other partners to establish the Chesapeake Watershed Restoration Academy. This career development center will connect young people from the District with careers in environmental restoration, leveraging the major investments soon coming to the Middle Branch. The hope is to begin standing up the Academy in 2024, with a first project being the Native Plant Nursery identified in the Reimagine Middle Branch Plan.

2. Community Development Fund (CDF)

In FY 2023, SBGP approved \$3.5 million over three fiscal years for a Community Development Fund (CDF) to address vacancies, preserve affordability, support legacy homeowners, and attract investment that furthers neighborhood plans and aspirations.

During the last quarter, SBGP continued to actively communicate with nonprofits in the district as well as with private developers about potential development opportunities in the district. Two applications were received for the Community Development Fund, which are now being reviewed by the third-party consultant prior to being considered by the Strategic Planning Committee of the SBGP Board. SBGP expects to make its first award announcement during the upcoming quarter.

3. The B&O Railroad Museum Transformation

Following several months of consideration and a site visit to the B&O Railroad Museum, [SBGP committed \\$1 million](#) to support the planned transformation of the museum. SBGP's funding will support the planned restoration of the South Car Works Building and create open community space as part of the museum's new master plan. This will make the structure the new entrance to the museum and reconfigure its campus flow to face Southwest Baltimore, knitting the museum seamlessly into the neighborhood of Pigtown and helping its many visitors to enjoy the food and shopping along Pigtown's beautiful main street.

SBGP is working with the Museum to identify the specific scope of work that will be funded and negotiate a grant agreement.

4. New Grocery Store at Mt. Clare Junction

The State of Maryland awarded SBGP a grant of \$200,000 to help the proposed new grocery store at the Mount Clare Junction Shopping Center purchase new equipment. SBGP has entered into a sub-grant agreement with the grocery store owner and advanced these funds. Baltimore City has also committed an additional \$300,000 to this project. The grocery store is nearing completion and expected to open for business during the upcoming quarter.

5. Projects in Development

During the last quarter, SBGP continued developing potential future Transformational Projects to bring about dramatic change in the District. The Strategic Planning Committee is now considering putting additional funding behind the Reimagine Middle Branch project, to be drawn down by staff over the coming years.

In addition, the Committee is considering how best to respond to the recent Key Bridge collapse. It is not yet clear what role, if any, SBGP should play, but the organization remains ready to pivot nimbly if one becomes apparent. This is a rapidly evolving situation that the staff and Board will be actively engaged with over the coming quarter.

D. Overhead and Administration

1. Human Resources and Administration

During the last quarter, SBGP continued planning for future organizational needs and structure consistent with the FY24 Financial Plan and began the FY25 financial planning process.

The three new staff people announced in the previous quarterly report – a Restoration Manager to work on Middle Branch Resiliency Initiative projects, an

Operations Manager, and a Senior Operations Manager – started in January. In addition, a temporary Community Grants Manager was hired and started in February 2024 in preparation for an employee’s upcoming leave. SBGP also began planning for three new staff positions to help increase and diversify SBGP’s funding so the organization can continue to grow and evolve its capacity and vision. SBGP anticipates advertising for and hiring for the three positions during the upcoming fiscal year.

In addition, SBGP completed the planned human resources consulting project to review and update the job descriptions for all staff and evaluate staff compensation relative to the regional market of comparable positions, to ensure that SBGP remains competitive for the best talent. SBGP is pleased to report that this assessment determined that SBGP is considered a market leader in its compensation practices.

2. Finance

a. Fiscal Management and Procedures

During the last quarter, SBGP continued reviewing its financial position, financial activity, and related procedures with its Finance Committee and Board of Directors. This includes quarterly reviews of the performance of its investment in a very low risk passive ultra-short U.S. Treasury strategy.

The Operations team also worked with program staff to complete the roll out of updated procedures for expenditure tracking that were adopted in Fall 2023.

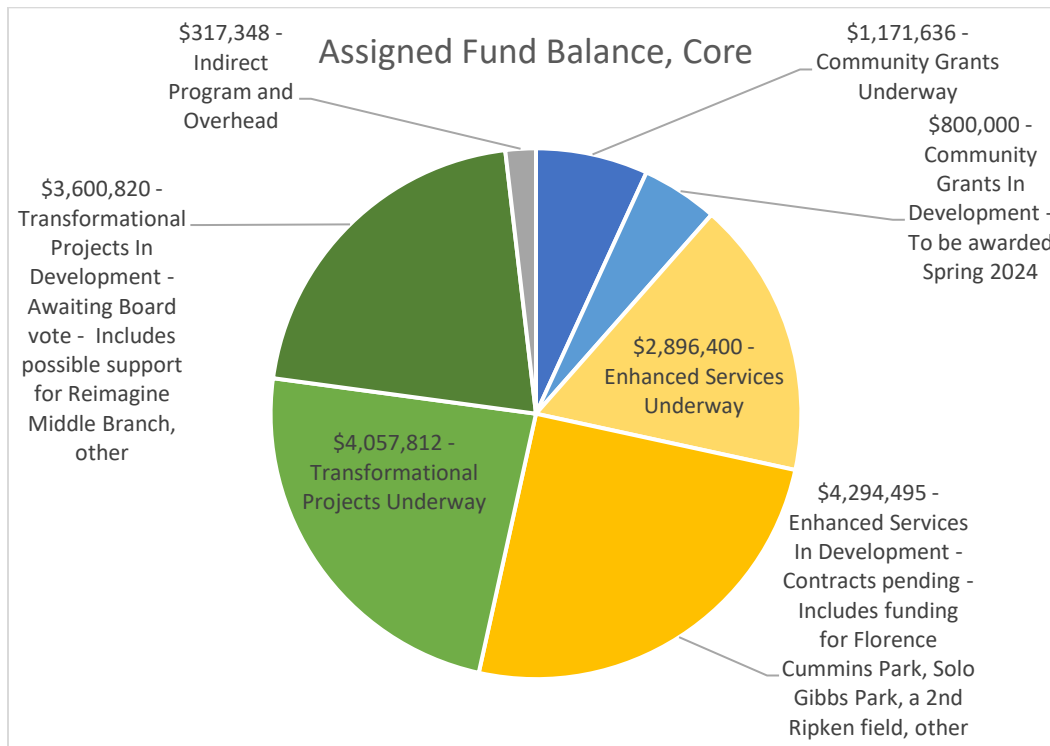
b. Update on the FY24 Financial Plan

The FY24 budgeted revenues are somewhat conservative compared to actual FY22 and FY23 revenues. As a result, and as with prior years, the SBGP staff, Finance Committee, and Board have been monitoring performance monthly. SBGP expects to authorize additional FY24 spending based on updated revenue projections during the upcoming quarter.

(SBGP submitted its FY24 Financial Plan to its assigned liaison in the Mayor’s Office on April 28, 2023 for submission to the Board of Estimates. Following the quarter end, SBGP received notice that the financial plan was approved by the Board of Estimates in April 2024.)

Consistent with its current, somewhat conservative financial plan, revenues were ahead of budget as of March 31, 2024. Expenses were also technically ahead of budget as of March 31, 2024 since SBGP spent funds budgeted for FY24 as well as funds rolled over from previous fiscal years. (Since many projects take a year or more to complete, not all funds assigned in a given fiscal year will be spent within that year.) SBGP will not commit or spend more FY24 funds than budgeted.

SBGP has budgeted/allocated its planned revenues for the remainder of FY24 and remains committed to expending those funds according to its financial plans and investing in its communities. As of March 31, 2024, SBGP had \$17,138,511 assigned/encumbered for projects underway and in development and other future expenses, and no unassigned fund balance. The entire assigned fund balance was for work funded with core casino Local Impact Grants. Total Assets does not yet include \$16,146,000 of supplemental grant funding. These funds will be recorded as receivables and revenue once the conditions of the grants are satisfied or as expenditures are incurred. For more details, see the ‘Assigned Fund Balance, Core’ chart below.



As previously explained, many projects take a year or more to complete. For example, Community Grants generally take a year or more for grantees to execute, as do large Enhanced Services capital projects. Similarly, large investments in complex Transformational Projects take long periods of time and fiduciary analysis to responsibly prepare and execute. As a result, not all funds assigned in a given fiscal year will be spent within that year, and SBGP expects to maintain a significant fund balance for the foreseeable future.

As a result, SBGP undertook a review of its cash management strategy and invested in a very low risk passive ultra-short U.S. Treasury strategy. It is worth noting that investments are stated at fair market value, which will fluctuate monthly due to market activity. In addition, although the investments themselves are very low risk, periodic losses may need to be reported from time to time due to the timing of SBGP’s investment, buying into the coupon rate, and market volatility. However,

since SBGP plans to hold the investments to maturity, SBGP has every reason to expect a positive rate of return.

See the 'Update on the FY24 Financial Plan' exhibit for the financial statements for SBGP as of and for the month and nine months ended March 31, 2024.

b. FY25 Financial Plan

SBGP developed its proposed FY25 Financial Plan (budget) during the last quarter and invited members of the general public to provide feedback on it and SBGP's general performance at its annual Spring Public Meeting scheduled for April 10, 2024. The final proposed FY24 Financial Plan will also be provided to the Local Development Council for comment, presented to SBGP's Board of Directors for adoption, submitted to SBGP's assigned liaison in the Mayor's Office for submission to and approval by the Board of Estimates, and included in SBGP's next quarterly report.

3. Communications and Outreach

SBGP was honored to be recognized on the House of Delegates Floor by the Maryland Delegation in Annapolis on February 22, 2024 for its outstanding service to the City of Baltimore and the State of Maryland. SBGP received an official citation in recognition of its "dedication to being an essential leader in resiliency, and environmental justice, and [its] work which protects the environment, uplifts communities, builds the economy, and improves equity in Maryland."

SBGP continued communications and outreach efforts to engage with the communities in the District and respond to their needs. This included attending community and stakeholder meetings and events so that residents and others have an easy way to get in touch with SBGP.

SBGP also continued to raise awareness of the organization and its work, including refreshing its website, continuing its social media presence, and sending regular e-newsletters to share important and timely information with stakeholders. In addition, SBGP continued planning for the SBGP website redesign project, including gathering input into the project from all SBGP staff and beginning to draft and RFQ for a website developer. SBGP anticipates releasing the RFQ during the upcoming quarter. Additionally, SBGP's Communications and Outreach Manager attended the axe-con 2024 Digital Accessibility Conference.

Recent media coverage included The Baltimore Banner's opinion piece ["Baltimore holds the key to a cleaner Chesapeake Bay. Seriously."](#), which highlights Reimagine Middle Branch and EJJI's Reel Rewards program as key components in bay restoration. [WBFF/Fox 45 interviewed](#) Dr. Frank Lance, president and CEO of Parks & People, along with Ethan Abbott, SBGP's Transformational Projects Manager, about the Baltimore Black Sox Memorial Project, the importance of the team's history, and community engagement initiatives. WMAR/ABC Baltimore's ["BARCS animal shelter receives \\$30,000 grant to help South Baltimore pet owners in need"](#) discusses

the Keeping Pets with Families Program, funded through SBGP's Community Grants program.

4. Program Management, Compliance, and Evaluation

a. Procurement, Impact Investments, and MBE/WBE Participation

SBGP remains committed to directing its funding towards MBE/WBE firms, local businesses, non-profits, and other Impact Investments consistent with its mission and procurement policy and tracks those Impact Investments on a quarterly basis. Although most of the information is provided on a voluntary basis and SBGP continues collecting data on new and existing vendors, the report shows that SBGP is making serious efforts to direct its funding towards local businesses, non-profits, and other Impact Investments. Of \$10.1 million of expenditures in FY24 to date, approximately 26 percent constitute Impact Investments of one form or another. Approximately 88 percent of these Impact Investments went to city-based vendors, 91 percent went to nonprofit vendors, six percent went to other impact investments such as small businesses, and four percent went to minority and women's business enterprises.

SBGP's FY24 organizational overhead budget was submitted to the Minority and Women's Business Opportunity Office (MWBOO) in June 2023 for the purposes of calculating the organization's MBE/WBE participation goals for its overhead expenses. SBGP is proceeding with the budget and proposed MBE/WBE goals in good faith since it did not formally receive goals or other guidance from the MWBOO and the fiscal year is underway.

SBGP also continues to submit its program project budgets that are \$50,000 and greater to the MWBOO for determination of individual project MBE/WBE participation goals. For any projects with MBE/WBE goals, SBGP also continues documenting intent to comply, and then compliance, with those goals before closing out projects.

(It is worth noting that the two master funding agreements between SBGP and BCRP for Enhanced Services that were originally signed during Fall 2018 clarify the MBE/WBE compliance responsibilities for the two parties. One of the agreements was recently renewed and the other renewal is still being developed. The City assumed primary compliance obligations for any expenditures where SBGP reimburses BCRP for its projects, as well as in situations where BCRP directs SBGP to make specific expenditures on its behalf. However, at the MWBOO's request, SBGP continues submitting budgets for those projects that are \$50,000 and greater for the determination of MBE/WBE goals.)

SBGP provides proposed goals and deadlines for responses to the MWBOO. While the MWBOO occasionally provides goals or acknowledges SBGP's correspondence and submissions, it has not been providing consistent responses or guidance. SBGP has therefore been proceeding with projects as proposed in its MWBOO submissions in good faith. SBGP continues to seek communication and guidance

from the MWBOO regarding the submission and response process and timeline as well as how best to avoid interrupting projects underway. SBGP remains committed to working with both the project managers/service providers and the MWBOO to keep projects moving forward and also satisfy any goals and resolve any issues as necessary once the MWBOO responses for those projects are received.

See the 'Impact Investments Report' exhibit for more information.

b. Program Evaluation and Performance Measurement

The SBGP Strategic Plan calls for SBGP to significantly improve the vitality of the South Baltimore Gateway neighborhoods for all residents. In order to hold SBGP to this high standard, SBGP developed a performance measurement system to track and evaluate program activity metrics (primary data) and social and economic health metrics (secondary data), which continue to be collected and reported on a quarterly and annual basis, respectively.

See the 'Program Activity Metrics' exhibit for more information.

IV. Exhibits

- A. Update on the FY24 Financial Plan (Financial Statements as of and For the Month and Nine Months Ended March 31, 2024)
- B. Impact Investments Report
- C. Program Activity Metrics
- D. Summary of Projects

Exhibit A. Update on the FY24 Financial Plan

**SOUTH BALTIMORE GATEWAY COMMUNITY IMPACT
DISTRICT MANAGEMENT AUTHORITY**
Financial Statements
As of and For the Month and Nine Months Ended March 31, 2024

SOUTH BALTIMORE GATEWAY COMMUNITY IMPACT DISTRICT MANAGEMENT AUTHORITY
STATEMENT OF FINANCIAL POSITION
As of and For the Month and Nine Months Ended March 31, 2024

ASSETS	
Current Assets	
Cash and Cash Equivalents	\$ 9,254,287
Due from State ¹	795,319
Accounts Receivable ⁷	1,929,773
Prepaid Expense	9,950
Total Current Assets	<u>11,989,329</u>
Investments ⁶	8,349,869
Total Assets ²	<u>\$ 20,339,198</u>
LIABILITIES AND NET ASSETS	
Current Liabilities	
Accounts Payable	\$ 1,658,824
PTO Liability	41,863
Total Current Liabilities	<u>1,700,687</u>
Fund Balance	
Committed ³	1,500,000
Assigned ⁴	17,138,511
Unassigned ⁵	-
Total Fund Balance	<u>18,638,511</u>
Total Liabilities and Fund Balance	<u>\$ 20,339,198</u>

Footnotes:

1. Due from State for March 2024 revenue.
2. Total Assets of \$20,339,198 includes an Intergovernmental Revenue Receivable of \$795,319 and Investments of \$8,349,869. \$17,138,511 of Total Assets is assigned/encumbered for Community Grants, Enhanced Services, Transformational Projects, and Indirect Program and Overhead; and \$1,500,000 is committed by the Board to serve as emergency reserves. Total Assets do not include \$16,146,000 of supplemental grant funding. These funds will be recorded as receivables and revenue once the conditions of the grants are satisfied or as expenditures are incurred.
3. Committed fund balance includes \$1,500,000 that serves as an emergency reserve, which would cover core overhead and program expenses for approximately three months, or core overhead and 50 percent of program expenses for approximately six months.
4. Assigned fund balance includes \$17,138,511 for work funded with core casino Local Impact Grants. Funds budgeted for Community Grants, Enhanced Services, and Transformational Projects are encumbered for projects in development. Those funds are then encumbered for specific Community Grants and Transformational Projects following Board approval, and for specific Enhanced Services once a contract is executed for those services. Encumbrances include 10 Transformational Projects totaling \$4,057,812; \$3,600,820 for Transformational Projects in development; 42 Enhanced Services totaling \$2,896,400; \$4,294,495 for Enhanced Services in development; 56 Community Grants totaling \$1,171,636; \$800,000 for Community Grants in development; and \$317,348 for Indirect Program and Overhead expenses. For more details, see the 'Assigned Fund Balance' chart/s included with these reports.
5. Unassigned fund balance includes amounts not yet committed, restricted or encumbered/assigned.
6. SBGP is invested in a low risk, passive ultra-short U.S. Treasury strategy. Investments are stated at fair market value. Fair market value of the portfolio will fluctuate monthly due to market activity, however, since SBGP plans to hold the investments to maturity, SBGP has every reason to expect a positive rate of return.
7. Due for supplemental grants and other miscellaneous receivables.

No attest assurance is provided.

SOUTH BALTIMORE GATEWAY COMMUNITY IMPACT DISTRICT MANAGEMENT AUTHORITY
STATEMENT OF ACTIVITIES, CORE AND SUPPLEMENTAL
For the Month and Nine Months Ended
March 31, 2024

	Month of March 2024	Nine Months Ended March 2024	Approved Budget FY24	Variance to YTD Approved Budget FY24
REVENUES				
Intergovernmental Revenue (Local Impact Funding)	\$ 795,319	\$ 6,179,847	\$ 8,000,000	\$ 179,847
Investment (Loss) Income, net ¹⁶	30,868	300,306	-	300,306
Interest Income ¹	22,768	204,741	100,000	129,741
Administrative Fees ¹⁷	-	70,244	-	70,244
Baltimore DPW for Site 5a ¹⁸	-	-	-	-
MD DHCD BRNI ²³	-	200,000	-	200,000
MHH Wetlands 1 NFWF ²¹	-	650,000	-	650,000
MHH Resiliency PH 1 FEMA ¹⁹	581,565	1,924,994	-	1,924,994
NOAA, Patapsco ²²	366,107	451,452	-	451,452
Other Income	-	-	-	-
Total Revenues	<u>1,796,627</u>	<u>9,981,584</u>	<u>8,100,000</u>	<u>3,906,584</u>
PROGRAM EXPENSES				
Community Grants ²	43,100	839,464	1,267,098	110,860
Salaries and Benefits ⁵	19,644	166,800	266,322	32,942
Other Program Expenses ⁶	12,337	22,183	34,400	3,617
Enhanced Services ³	849,771	4,094,702	1,900,646	(2,669,218)
Salaries and Benefits ⁵	19,644	166,780	266,322	32,962
Other Program Expenses ⁶	-	66	11,600	8,634
Transformational Projects ⁴	94,563	656,063	3,056,954	1,636,653
Transformational Projects MD DHCD BRNI ²³	-	200,000	-	(200,000)
Transformational Projects MHH Wetlands 1 NFWF ²¹	-	650,000	-	(650,000)
Transformational Projects Baltimore DPW for Site 5a ¹⁸	-	-	-	-
Transformational Projects NOAA, Patapsco ²²	366,107	451,452	-	(451,452)
Transformational Projects MHH Resiliency PH 1 FEMA/MDEM ¹⁹	581,565	1,924,994	-	(1,924,994)
Salaries and Benefits ⁵	27,445	212,908	329,711	34,375
Other Program Expenses ⁶	26,231	170,696	240,000	9,304
Discretionary Insurance Fund ²⁰	-	526	15,000	10,724
Total Program Expenses	<u>2,040,407</u>	<u>9,556,634</u>	<u>7,388,053</u>	<u>(4,015,594)</u>
Net Revenue after Program Expenses	(243,780)	424,950	711,947	7,922,178
OVERHEAD EXPENSES				
Accounting ⁸	4,850	45,972	60,000	(972)
Audit Fee ⁹	-	12,900	14,900	(1,725)
Bank Fees	602	10,915	5,500	(6,790)
Business Meals and Entertainment	900	7,386	7,500	(1,761)
Equipment	-	1,361	10,800	6,739
Insurance ¹⁰	503	41,103	40,000	(11,103)
Legal Fees	-	-	15,000	11,250
Marketing and Communications	26	1,098	5,000	2,652
Miscellaneous	106	1,580	5,000	2,170
Printing and Copying	-	359	1,000	391
Professional Services ⁷	5,500	16,500	35,000	9,750
Rent and Utilities ¹¹	15,450	42,700	29,694	(20,430)
Salaries and Staff Benefits ¹²	32,211	308,825	312,041	(74,794)
Staff Training and Development	775	2,734	15,000	8,516
Supplies	-	1,318	5,000	2,432
Technology and Support ¹³	6,567	81,634	138,012	21,875
Travel and Meetings	600	5,355	6,500	(480)
Telecommunication ¹⁴	600	4,850	6,000	(350)
Total Overhead Expenses	<u>68,690</u>	<u>586,590</u>	<u>711,947</u>	<u>(52,630)</u>
Total Expenses	<u>2,109,097</u>	<u>10,143,224</u>	<u>8,100,000</u>	<u>(4,068,224)</u>
Change in Net Assets	(312,470)	(161,640)	-	7,869,549
Fund Balance, March 1, 2024	18,950,981	18,800,151	18,800,151	18,800,151
Fund Balance, March 31, 2024 ¹⁵	<u>\$ 18,638,511</u>	<u>\$ 18,638,511</u>	<u>\$ 18,800,151</u>	<u>\$ 26,669,700</u>

Footnotes:

1. Includes interest earned on SBGP deposits.
2. Community Grants include expenses related to grants underway. Funds budgeted for Community Grants are encumbered for projects in development. Those funds are then encumbered for specific Community Grants following Board approval of funding awards, and then expensed when grant draw/payment requests are received and payable. See Quarterly Report for additional detail.
3. Enhanced Services include expenses related to projects underway. Funds budgeted for Enhanced Services are encumbered for projects in development. Those funds are then encumbered for specific Enhanced Services once a contract is executed for those services and then expensed when payment requests are received and payable. See Quarterly Report for additional detail.
4. Transformational Projects include expenses related to projects underway. Funds budgeted for Transformational Projects are encumbered for projects in development. Those funds are then encumbered for specific Transformational Projects following Board approval and then expensed when payment requests are received and payable. See Quarterly Report for additional detail.
5. Includes salaries and benefits for program employees.
6. Include miscellaneous indirect program expenses, including funds for a technical assistance program for grantees, and part time consultant services for Transformational Projects.
7. Includes compensation consultant services.
8. Fees for third-party accounting services. The contract with C.E.A. Scholtes & Associates includes hourly rates.
9. For the FY23 audit and Single audit.
10. Includes annual premiums for commercial insurance policies.
11. SBGP has a lease on private offices in a co-working space.
12. Includes salaries and benefits for operations employees.
13. Includes web development/maintenance, IT support, and software licensing.
14. Include reimbursements for staff use of personal phones.
15. \$1,500,000 is committed/restricted by the Board to serve as emergency reserves for future years to protect against potential funding fluctuations. SBGP has established a target reserve of approximately \$1.5 million, which would cover core overhead and program expenses for three months, or core overhead and 50 percent of program expenses for six months.
16. Includes unrealized gains/losses and interest on SBGP's investment in a low risk, passive ultra-short U.S. Treasury strategy. Periodic losses may occur due to the timing of SBGP's investment, buying into the coupon rate and market activity. However, since SBGP plans to hold the investments to maturity, SBGP has every reason to expect a positive rate of return.
17. Grant administration fees from supplemental grants.
18. Pass through grant funding from the City of Baltimore Department of Public Works (DPW) for the MB Resiliency Site 5A for the restoration of Wetlands.
19. Grant funding from the Federal Emergency Management Agency (FEMA) and the Maryland Department of Emergency Management (MDEM) for Phase 1 Engineering & Design for flood resiliency and aquatic habitat
20. Discretionary insurance fund for limited-capacity partners to purchase private insurance in accordance with SBGP grant agreement/contracting requirements.
21. Grant funding from the National Fish and Wildlife Foundation (NFWF) for Phase 1 Engineering & Design for flood resiliency and aquatic habitat mitigation.
22. Grant funding from the National Oceanic and Atmospheric Administration (NOAA) for the Patapsco Delta Sustainable Fishery and Ecosystem Resilience Project.
23. Grant funding from the Maryland Department of Housing and Community Development (MD DHCD) Baltimore Regional Neighborhood Initiative (BRNI) program for the Mount Clare Junction Grocery Store project.

No attest assurance is provided.

SOUTH BALTIMORE GATEWAY COMMUNITY IMPACT DISTRICT MANAGEMENT AUTHORITY
STATEMENT OF ACTIVITIES, CORE
For the Month and Nine Months Ended
March 31, 2024

	Month of March 2024	Nine Months Ended March 2024	Approved Budget FY24	Variance to YTD Approved Budget FY24
REVENUES				
Intergovernmental Revenue (Local Impact Funding)	\$ 795,319	6,179,847	\$ 8,000,000	\$ 179,847
Investment (Loss) Income, net ¹⁵	30,868	300,306	-	300,306
Interest Income ¹	22,768	204,741	100,000	129,741
Administrative Fees ¹⁶	-	70,244	-	70,244
Other Income	-	-	-	-
Total Revenues	<u>848,955</u>	<u>6,755,138</u>	<u>8,100,000</u>	<u>680,138</u>
PROGRAM EXPENSES				
Community Grants ²	43,100	839,464	1,267,098	110,860
Salaries and Benefits ⁵	19,644	166,800	266,322	32,942
Other Program Expenses ⁶	12,337	22,183	34,400	3,617
Enhanced Services ³	849,771	4,094,702	1,900,646	(2,669,218)
Salaries and Benefits ⁵	19,644	166,780	266,322	32,962
Other Program Expenses ⁶	-	66	11,600	8,634
Transformational Projects ⁴	94,563	656,063	3,056,954	1,636,653
Salaries and Benefits ⁵	27,445	212,908	329,711	34,375
Other Program Expenses ⁶	26,231	170,696	240,000	9,304
Discretionary Insurance Fund ¹⁸	-	526	15,000	10,724
Total Program Expenses	<u>1,092,735</u>	<u>6,330,188</u>	<u>7,388,053</u>	<u>(789,148)</u>
Net Revenue after Program Expenses	(243,780)	424,950	711,947	1,469,286
OVERHEAD EXPENSES				
Accounting ⁸	4,850	45,972	60,000	(972)
Audit Fee ⁹	-	12,900	14,900	(1,725)
Bank Fees	602	10,915	5,500	(6,790)
Business Meals and Entertainment	900	7,386	7,500	(1,761)
Equipment	-	1,361	10,800	6,739
Insurance ¹⁰	503	41,103	40,000	(11,103)
Legal Fees	-	-	15,000	11,250
Marketing and Communications	26	1,098	5,000	2,652
Miscellaneous	106	1,580	5,000	2,170
Printing and Copying	-	359	1,000	391
Professional Services ¹⁷	5,500	16,500	35,000	9,750
Rent and Utilities ¹¹	15,450	42,700	29,694	(20,430)
Salaries and Staff Benefits ¹²	32,211	308,825	312,041	(74,794)
Staff Training and Development	775	2,734	15,000	8,516
Supplies	-	1,318	5,000	2,432
Technology and Support ¹³	6,567	81,634	138,012	21,875
Travel and Meetings	600	5,355	6,500	(480)
Telecommunication ¹⁴	600	4,850	6,000	(350)
Total Overhead Expenses	<u>68,690</u>	<u>586,590</u>	<u>711,947</u>	<u>(52,630)</u>
Total Expenses	<u>1,161,425</u>	<u>6,916,778</u>	<u>8,100,000</u>	<u>(841,778)</u>
Change in Net Assets Core	(312,470)	(161,640)	-	-
Change in Net Assets for Pass Through Grants	-	-	-	1,416,657
Fund Balance, March 1, 2024	18,950,981	18,800,151	18,800,151	18,800,151
Fund Balance, March 31, 2024 ⁷	<u>\$ 18,638,511</u>	<u>\$ 18,638,511</u>	<u>\$ 18,800,151</u>	<u>\$ 20,216,808</u>

Footnotes:

1. Includes interest earned on SBGP deposits.
2. Community Grants include expenses related to grants underway. Funds budgeted for Community Grants are encumbered for projects in development. Those funds are then encumbered for specific Community Grants following Board approval of funding awards, and then expensed when grant draw/payment requests are received and payable. See Quarterly Report for additional detail.
3. Enhanced Services include expenses related to projects underway. Funds budgeted for Enhanced Services are encumbered for projects in development. Those funds are then encumbered for specific Enhanced Services once a contract is executed for those services and then expensed when payment requests are received and payable. See Quarterly Report for additional detail.
4. Transformational Projects include expenses related to projects underway. Funds budgeted for Transformational Projects are encumbered for projects in development. Those funds are then encumbered for specific Transformational Projects following Board approval and then expensed when payment requests are received and payable. See Quarterly Report for additional detail.
5. Includes salaries and benefits for program employees.
6. Include miscellaneous indirect program expenses, including funds for a technical assistance program for grantees, and part time consultant services for Transformational Projects.
7. \$1,500,000 is committed/restricted by the Board to serve as emergency reserves for future years to protect against potential funding fluctuations. SBGP has established a target reserve of approximately \$1.5 million, which would cover core overhead and program expenses for three months, or core overhead and 50 percent of program expenses for six months.
8. Fees for third-party accounting services. The contract with C.E.A. Scholtes & Associates includes hourly rates.
9. For the FY23 audit and Single audit.
10. Includes annual premiums for commercial insurance policies.
11. SBGP has a lease on private offices in a co-working space.
12. Includes salaries and benefits for operations employees.
13. Includes web development/maintenance, IT support, and software licensing.
14. Include reimbursements for staff use of personal phones.
15. Includes unrealized gains/losses and interest on SBGP's investment in a low risk, passive ultra-short U.S. Treasury strategy. Periodic losses may occur due to the timing of SBGP's investment, buying into the coupon rate and market activity. However, since SBGP plans to hold the investments to maturity, SBGP has every reason to expect a positive rate of return.
16. Grant administration fees from supplemental grants.
17. Includes compensation consultant services.
18. Discretionary insurance fund for limited-capacity partners to purchase private insurance in accordance with SBGP grant agreement/contracting requirements.

No attest assurance is provided.

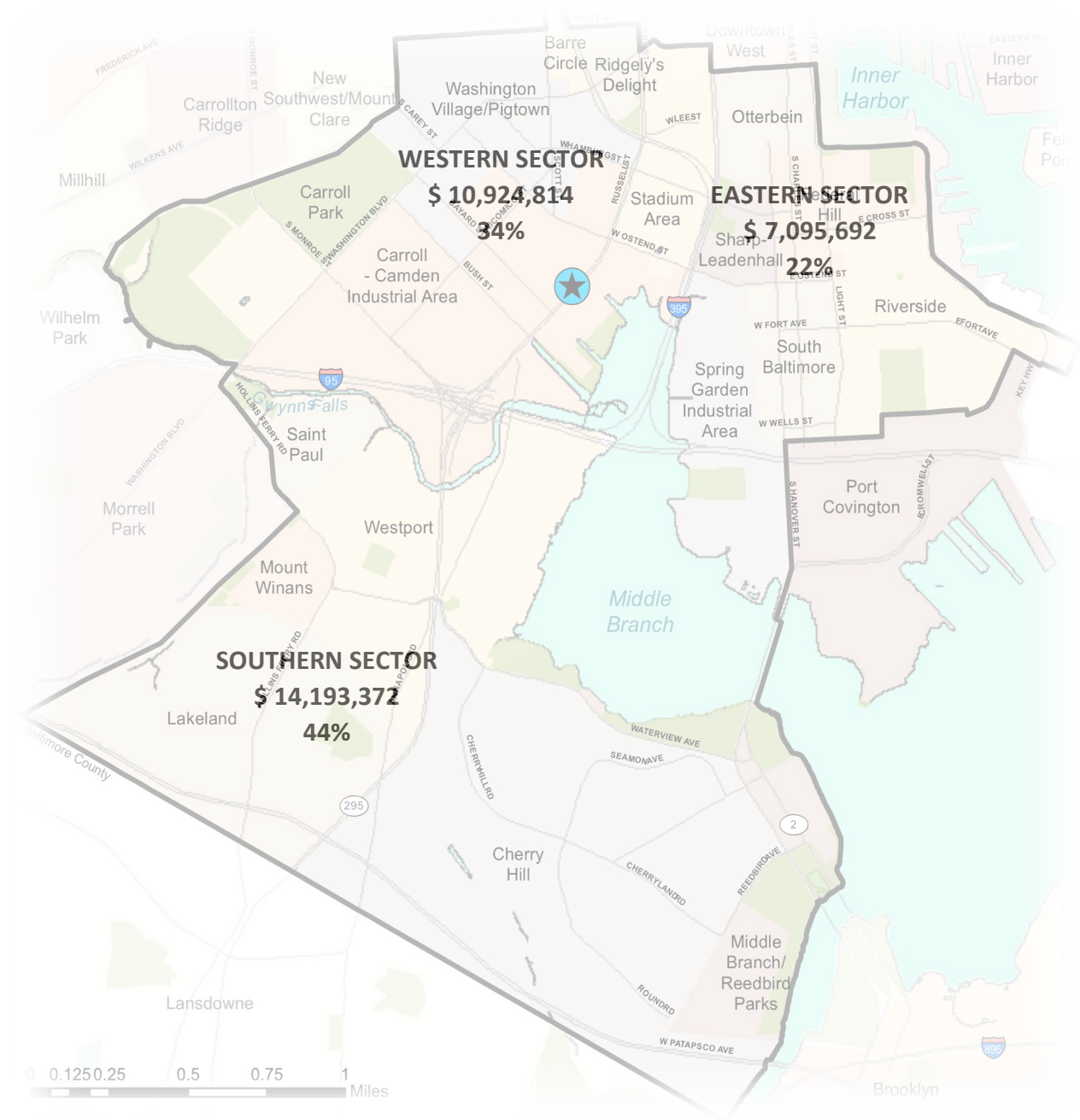
Exhibit B. Impact Investments Report

		<u>FY18-23 Average (Cash Accounting)*</u>			<u>FY24 YTD (Cash Accounting)*</u>		
			Percent of Impact Investments	Percent of Total		Percent of Impact Investments	Percent of Total
Total	Vendors	108			106		
	Expenditures	4,205,429			\$ 10,143,224		
Impact Investments	Vendors	52			58		
	Expenditures	1,768,767		42.1%	\$ 2,670,602		26.3%
MBE/WBE	Vendors	5			5		
	Expenditures	137,944	7.8%	3.3%	\$ 115,890	4.3%	1.1%
Local Business Enterprises	Vendors	28			54		
	Expenditures	1,702,092	96.2%	40.5%	\$ 2,560,806	95.9%	25.2%
District	Vendors	11			25		
	Expenditures	354,539	20.0%	8.4%	\$ 624,006	23.4%	6.2%
Other Baltimore City	Vendors	12			22		
	Expenditures	863,842	48.8%	20.5%	\$ 1,711,787	64.1%	16.9%
Other Greater Baltimore	Vendors	5			7		
	Expenditures	483,711	27.3%	11.5%	\$ 225,012	8.4%	2.2%
Other Impact Investment	Vendors	27			57		
	Expenditures	1,717,514	97.1%	40.8%	\$ 2,587,969	96.9%	25.5%
501(c)(3) Nonprofit	Vendors	21			53		
	Expenditures	1,202,044	68.0%	28.6%	\$ 2,431,329	91.0%	24.0%
Social Enterprises (e.g. B Corporations)	Vendors	-			0		
	Expenditures	-	0.0%	0.0%	\$ -	0.0%	0.0%
Other (e.g. small businesses)	Vendors	5			4		
	Expenditures	515,470	29.1%	12.3%	\$ 156,640	5.9%	1.5%

* Impact Investments do not include those paid by credit card; SBGP's actual Impact Investments may therefore be higher than indicated on this report.

Exhibit C. Program Activity Metrics

**SBGP Core Projects Encumbered To Date, By Sector
as of 3/31/2024**



All Programs (Core):

	#	SBGP Funding	% of Total	Expended	% Complete
FY24	82	\$4,301,178	100%	\$846,262	20%
FY23	103	\$9,434,083	100%	\$5,414,061	57%
FY22	85	\$4,095,537	100%	\$3,455,872	84%
FY21	72	\$4,590,393	100%	\$4,553,781	99%
FY20	63	\$3,818,467	100%	\$3,818,467	100%
FY19	100	\$3,122,999	100%	\$3,122,999	100%
FY18	67	\$2,601,220	100%	\$2,601,220	100%
FY17	4	\$250,000	100%	\$250,000	100%
To Date	576	\$32,213,878	100%	\$24,062,661	75%

Program Areas:**Community Grants**

	#	SBGP Funding	% of Total	Expended	% Complete
FY24	26	\$671,918	15%	\$56,328	0%
FY23	39	\$986,392	21%	\$501,841	51%
FY22	44	\$1,279,080	28%	\$1,234,746	97%
FY21	35	\$965,764	21%	\$938,604	97%
FY20	20	\$358,790	9%	\$358,790	100%
FY19	54	\$946,615	30%	\$946,615	100%
FY18	53	\$950,075	37%	\$950,075	100%
FY17	0	\$0	0%	\$0	0%
To Date	271	\$6,158,636	19%	\$4,986,999	81%

Enhanced Services

	#	SBGP Funding	% of Total	Expended	% Complete
FY24	49	\$2,302,885	50%	\$656,010	28%
FY23	60	\$5,896,583	128%	\$4,739,498	80%
FY22	36	\$1,547,417	34%	\$1,439,062	93%
FY21	33	\$2,152,544	47%	\$2,143,092	100%
FY20	38	\$1,588,456	42%	\$1,588,456	100%
FY19	45	\$1,876,383	60%	\$1,876,383	100%
FY18	12	\$501,145	19%	\$501,145	100%
FY17	4	\$250,000	100%	\$250,000	100%
To Date	277	\$16,115,414	50%	\$13,193,645	82%

Transformational Projects

	#	SBGP Funding	% of Total	Expended	% Complete
FY24	7	\$1,326,375	0%	\$133,924	0%
FY23	4	\$2,551,108	0%	\$172,722	0%
FY22	5	\$1,269,039	0%	\$782,064	0%
FY21	4	\$1,472,085	32%	\$1,472,085	100%
FY20	5	\$1,871,221	49%	\$1,871,221	100%
FY19	1	\$300,000	10%	\$300,000	100%
FY18	2	\$1,150,000	44%	\$1,150,000	100%
FY17	0	\$0	0%	\$0	0%
To Date	28	\$9,939,829	31%	\$5,882,016	59%

Exhibit D. Summary of Projects

Third Party Provider	Project Title	Grant Cycle	Grant Tier	Project Status	SBGP Funding Amount	SBGP Funding Expended
Community Grants (FY 2018)						
Ridgely's Delight Association	Rededication Celebration & Pi	1	1/S	Complete	\$ 1,400.00	\$ 1,400.00
Digital Harbor / Fed Hill Community Assoc	Project RELATE	1	1/S	Complete	\$ 3,213.54	\$ 3,213.54
Citizens of Pigtown (aka Southwest Commun	COP Movies in the Park	1	1/S	Complete	\$ 3,543.98	\$ 3,543.98
Sit and Fit	Sit and Fit Arts and Crafts P	1	1/S	Complete	\$ 3,806.99	\$ 3,806.99
Leadenhall Baptist Church	Community Eat Together	1	1/S	Complete	\$ 4,000.00	\$ 4,000.00
Citizens of Pigtown (aka Southwest Commun	Marketing Support and Outreac	1	1/S	Complete	\$ 4,194.68	\$ 4,194.68
Lakeland STEAM Center	Community Zumba Classes	1	1/S	Complete	\$ 4,234.86	\$ 4,234.86
GiveFit / Lakeland Rec Center	Free Group Fitness Classes Bu	1	1/S	Complete	\$ 4,429.07	\$ 4,429.07
Cherry Hill Development Corporation	Cherry Hill Information Excha	1	1/S	Complete	\$ 4,878.91	\$ 4,878.91
Lakeland Coalition	Community Green and Clean Tea	1	1/S	Complete	\$ 4,881.29	\$ 4,881.29
Fishes & Loaves Pantry, Inc.	Fishes and Loaves Mobile Pant	1	1/S	Complete	\$ 4,997.36	\$ 4,997.36
BOPA	Middle Branch Park Public Art	1	1/S	Complete	\$ 5,000.00	\$ 5,000.00
Citizens of Pigtown (aka Southwest Commun	COP Main Street Festival	1	1/S	Complete	\$ 5,000.00	\$ 5,000.00
Federal Hill Main Street	Federal Hill Main Street Medi	1	1/S	Complete	\$ 5,000.00	\$ 5,000.00
Federal Hill South Neighborhood Associati	TreeUp South Baltimore	1	1/S	Complete	\$ 5,000.00	\$ 5,000.00
Federal Hill South Neighborhood Associati	Parking Pass Pickup Event	1	1/S	Complete	\$ 5,000.00	\$ 5,000.00
Gods Best Family Inc.	South Baltimore Youth Footbal	1	1/S	Complete	\$ 5,000.00	\$ 5,000.00
Pigtown Community Garden	Solidifying Pigtown Community	1	1/S	Complete	\$ 5,000.00	\$ 5,000.00
Restoring Inner City Hope (RICH)	Prayer Walk, 8/12/2017	1	1/S	Complete	\$ 5,000.00	\$ 5,000.00
Southwest Baltimore Charter School (SWBC)	21st Century Auditorium	1	1/S	Complete	\$ 5,000.00	\$ 5,000.00
Southwest Baltimore Charter School / Ches	Sowebo Landmark 5k - 2017	1	1/S	Complete	\$ 5,000.00	\$ 5,000.00
Jesus Our Redeemer/Lee Street Memorial Ba	Native Garden & Sidewalk Beau	1	1/S	Cancelled		\$ -
Live Baltimore / Fed Hill Prep	Federal Hill Prep "Riding to	1	1/S	Cancelled		\$ -
South Baltimore Partnership	South Baltimore Sustainabilit	1	2/M	Complete	\$ 10,000.00	\$ 10,000.00
United Way	United Way Homelessness Preven	1	2/M	Complete	\$ 48,000.00	\$ 48,000.00
Center Stage / BOPA	Center Stage in the Park	1	3/L	Cancelled	\$ -	\$ -
Westport Community Economic Development C	Westport Community Land Trust	1	3/L	Complete	\$ 49,046.38	\$ 49,046.38
Cherry Hill Development Corporation	Operating Expenses/Capacity B	1	3/L	Complete	\$ 50,000.00	\$ 50,000.00
Living Classrooms Foundation	SLURRP (School Leadership in	1	3/L	Complete	\$ 89,999.80	\$ 89,999.80
Habitat for Humanity	Habitat for Humanity Pigtown	1	3/L	Complete	\$ 99,800.60	\$ 99,800.60
Youth Resiliency Institute (Fusion Partne	Cherry Hill Arts and Music Fe	1	3/L	Complete	\$ 99,873.95	\$ 99,873.95
Church of the Advent	Accessibility Ramp/s	2	1/S	Cancelled	\$ -	\$ -
Ridgely's Delight Association	National Night Out Picnic	2	1/S	Complete	\$ 427.87	\$ 427.87
Lakeland Coalition Green and Clean Team	Movies in the Park 2018	2	1/S	Complete	\$ 1,868.20	\$ 1,868.20
Ridgely's Delight Association, Inc	South Baltimore Softball Clas	2	1/S	Complete	\$ 2,310.00	\$ 2,310.00
EndsideOut	Turn Your Health Inside Out	2	1/S	Complete	\$ 3,000.00	\$ 3,000.00
South Baltimore Partnership	Summer Outdoor Events	2	1/S	Complete	\$ 3,000.00	\$ 3,000.00
South Baltimore Partnership	Senior Committee	2	1/S	Complete	\$ 4,998.28	\$ 4,998.28
Boys & Girls Clubs of Metropolitan Baltim	Westport BGCMB After School P	2	1/S	Complete	\$ 4,998.62	\$ 4,998.62
LET'S GO Boys and Girls, Inc	LET'S GO Westport STEM Progra	2	1/S	Complete	\$ 4,999.90	\$ 4,999.90
Cherry Hill Ministerial Alliance	Community-Wide Thanksgiving D	2	1/S	Complete	\$ 5,000.00	\$ 5,000.00
Cherry Hill United Methodist Church	Cherry Hill UM Church Soup Ki	2	1/S	Complete	\$ 5,000.00	\$ 5,000.00
Fishes & Loaves Pantry, Inc.	Lakeland/Mt. Winans/Westport	2	1/S	Complete	\$ 5,000.00	\$ 5,000.00
Pigtown Main Street Inc.	Bloom the Boulevard	2	1/S	Complete	\$ 5,000.00	\$ 5,000.00
Teach For America Baltimore	Lakeland Elementary/Middle Sc	2	1/S	Complete	\$ 5,000.00	\$ 5,000.00
Civic Works	Baltimore Orchard Project	2	2/M	Complete	\$ 10,000.00	\$ 10,000.00
Pigtown Main Street Inc.	Clean & Green Team	2	2/M	Complete	\$ 15,000.00	\$ 15,000.00
Blue Water Baltimore	Community Development in Cher	2	2/M	Complete	\$ 25,000.00	\$ 25,000.00
Living Classrooms Foundation	BEE SMART (Baltimore Environm	2	2/M	Complete	\$ 25,000.00	\$ 25,000.00
Lakeland Elementary/Middle School	Early Childhood Playground	2	2/M	Complete	\$ 29,908.32	\$ 29,908.32
The Marching Elite Foundation	March on Wheels	2	2/M	Complete	\$ 31,000.00	\$ 31,000.00
Southwest Partnership, Inc.	Pigtown Renaissance	2	2/M	Complete	\$ 50,000.00	\$ 50,000.00

Federal Hill Main Street	FHMS Program Initiatives	2	3/L	Complete	\$ 35,000.00	\$ 35,000.00
The Cherry Hill Eagles Foundation	Youth Programming & General O	2	3/L	Complete	\$ 49,971.80	\$ 49,971.80
Spelman Road Gentleman's Club	Spelman Road Gentleman's Club	N/A	D	Complete	\$ 1,045.00	\$ 1,045.00
Cherry Hill Homes Tenant Council	Holiday Party	N/A	D	Complete	\$ 1,245.90	\$ 1,245.90
Associated Catholic Charities, Inc.	Baltimore City Head Start Sum	N/A	D	Complete	\$ 86,000.00	\$ 86,000.00
Community Grants (FY 2019)						
South Baltimore Learning Center (SBLC)	SBLC: Learning Works	3	1/S	Complete	\$ 562.50	\$ 562.50
Spelman Road Gentleman's Club	Spelman Road Gentleman's Club	3	1/S	Complete	\$ 1,941.03	\$ 1,941.03
Cherry Hill Community Alumni Board	The Harvest Fest	3	1/S	Complete	\$ 4,528.06	\$ 4,528.06
South Baltimore Partnership	SBP Junior Green Team	3	1/S	Complete	\$ 4,944.34	\$ 4,944.34
Pigtown Community Garden	Sustainability and Safety at	3	1/S	Complete	\$ 4,952.64	\$ 4,952.64
Baltimore Community ToolBank	Inventory Enhancements in Res	3	1/S	Complete	\$ 4,988.58	\$ 4,988.58
Fishes & Loaves Pantry, Inc.	South Baltimore Mobile Pantry	3	1/S	Complete	\$ 4,995.01	\$ 4,995.01
Federal Hill South Neighborhood Associati	TreeUp 2018-19	3	1/S	Complete	\$ 5,000.00	\$ 5,000.00
Federal Hill South Neighborhood Associati	Parking Pass Pickup Event/Bas	3	1/S	Complete	\$ 5,000.00	\$ 5,000.00
Leadenhall Baptist Church	Community Eating Together Exp	3	1/S	Complete	\$ 5,000.00	\$ 5,000.00
LET'S GO Boys and Girls, Inc	LET'S GO STEM: College and Ca	3	1/S	Complete	\$ 5,000.00	\$ 5,000.00
Pigtown Food For Thought	Empowering Carroll Street Com	3	1/S	Complete	\$ 5,000.00	\$ 5,000.00
South Baltimore Partnership	A Slice of Historic Sharp Lea	3	1/S	Complete	\$ 5,000.00	\$ 5,000.00
Southwest Baltimore Charter School (SWBC)	Sowebo Landmark 5k - 2018	3	1/S	Complete	\$ 5,000.00	\$ 5,000.00
Teach For America Baltimore	Lakeland Elementary/Middle Sc	3	1/S	Complete	\$ 5,000.00	\$ 5,000.00
Enoch Pratt Free Library	Washington Village Library Re	3	2/M	Cancelled	\$ -	\$ -
Federal Hill Main Street	FHMS Clean & Green Intiative	3	2/M	Complete	\$ 36,500.00	\$ 36,500.00
Pigtown Main Street Inc.	Big Pigtown Projects = Big Pi	3	2/M	Complete	\$ 49,310.00	\$ 49,310.00
Healthy Neighborhoods, Inc.	HNI Expansion to Pigtown and	3	2/M	Complete	\$ 49,990.00	\$ 49,990.00
Youth Resiliency Institute (Fusion Partne	Cherry Hill Youth Arts, Music	3	3/L	Complete	\$ 49,978.75	\$ 49,978.75
Living Classrooms Foundation	SLURRP (School Leadership in	3	3/L	Complete	\$ 50,000.00	\$ 50,000.00
Paul's Place, Inc.	SW Baltimore Culinary Arts Tr	3	3/L	Complete	\$ 77,503.32	\$ 77,503.32
Rails to Trails Conservancy	Advancing the Baltimore Green	3	3/L	Complete	\$ 80,069.92	\$ 80,069.92
Thomas Johnson EMS PTO	LIVE WELL! A Family Health an	4	1/S	Complete	\$ 2,157.29	\$ 2,157.29
Ridgely's Delight Association Beautificat	Roots In Ridgely's	4	1/S	Complete	\$ 2,362.63	\$ 2,362.63
Westport Community Economic Development C	Harbor West Collaborative Sun	4	1/S	Complete	\$ 2,434.98	\$ 2,434.98
Sowebo Landmark 5K Planning Committee	Sowebo Landmark 5k - 2019	4	1/S	Complete	\$ 4,880.12	\$ 4,880.12
Baltimore Community ToolBank	Environmental Education & Inv	4	1/S	Complete	\$ 4,985.81	\$ 4,985.81
Safe Streets Cherry Hill	Team Building for Youth of Ch	4	1/S	Complete	\$ 4,995.15	\$ 4,995.15
South Baltimore Neighborhood Association	2nd Annual SBNA Block Party	4	1/S	Complete	\$ 4,999.02	\$ 4,999.02
National Wildlife Federation	B'More Wild Fest	4	1/S	Complete	\$ 4,999.82	\$ 4,999.82
Cherry Hill United Methodist Church	Soup Kitchen and Food Pantry	4	1/S	Complete	\$ 5,000.00	\$ 5,000.00
Fishes & Loaves Pantry, Inc.	Fishes and Loaves Community B	4	1/S	Complete	\$ 5,000.00	\$ 5,000.00
LET'S GO Boys and Girls, Inc	LET'S GO Westport STEM Progra	4	1/S	Complete	\$ 5,000.00	\$ 5,000.00
Paul's Place, Inc.	Paul's Place After-School Pro	4	1/S	Complete	\$ 5,000.00	\$ 5,000.00
South Baltimore Partnership	South Baltimore Sustainabilit	4	1/S	Complete	\$ 5,000.00	\$ 5,000.00
Teach for America Baltimore	2019 Teach For America Alumni	4	1/S	Complete	\$ 5,000.00	\$ 5,000.00
The Kerry Kares Foundation	Identity Project	4	1/S	Cancelled		\$ -
GiveFit	Free Group Fitness Classes Bu	4	2/M	Complete	\$ 4,108.72	\$ 4,108.72
Pigtown Main Street Inc.	Pigtown's Grand Slam Pig!, ev	4	2/M	Complete	\$ 9,000.00	\$ 9,000.00
NEWfit	NEWfit in Southwest Baltimore	4	2/M	Complete	\$ 13,412.24	\$ 13,412.24
Civic Works	Baltimore Orchard Project	4	2/M	Complete	\$ 13,421.94	\$ 13,421.94
Living Classrooms Foundation	BEE SMART (Baltimore Environm	4	2/M	Complete	\$ 14,780.00	\$ 14,780.00
NEWfit	NEWfit Youth Sports	4	2/M	Complete	\$ 22,701.36	\$ 22,701.36
GiveFit	Free Group Fitness Classes	4	2/M	Complete	\$ 32,257.70	\$ 32,257.70
Boys & Girls Clubs of Metropolitan Baltim	Program & Capacity Building S	4	2/M	Complete	\$ 34,757.98	\$ 34,757.98
Federal Hill Main Street	FHMS Business District Cleanl	4	2/M	Complete	\$ 36,787.50	\$ 36,787.50
Institute for Local Self-Reliance	Baltimore Composting for Comm	4	2/M	Complete	\$ 47,499.54	\$ 47,499.54
Riverside Neighborhood Association	Splash City: Riverside Pool	4	2/M	Complete	\$ 49,500.00	\$ 49,500.00
Salem Lutheran Church South Baltimore	Riverside Third Space	4	2/M	Complete	\$ 49,995.00	\$ 49,995.00

The Cherry Hill Eagles Foundation	Cherry Hill Eagles	4	3/L	Complete	\$ 85,954.90	\$ 85,954.90
Citizens of Pigtown	Operating Support for GL Insu	N/A	D	Complete	\$ 654.00	\$ 654.00
Restoring Inner City Hope (RICH)	Prayer Walk, 2018	N/A	D	Complete	\$ 1,294.50	\$ 1,294.50
Cherry Hill Homes Tenant Council	Cherry Hill Family Fun Camp	N/A	D	Complete	\$ 1,701.99	\$ 1,701.99
Cherry Hill Homes Tenant Council	Cherry Hill Tenant Housing Me	N/A	D	Complete	\$ 1,915.13	\$ 1,915.13
Southwest Partnership, Inc.	Pigtown Housing Fair	N/A	D	Complete	\$ 4,793.97	\$ 4,793.97
Community Grants (FY 2020)						
Neighbors of Scott Street (Citizens of Pi	Scott St. Block Party	5	1/S	Cancelled	\$ -	\$ -
God's Best Family Inc.	So. Baltimore Unity Feast	5	1/S	Complete	\$ 1,200.00	\$ 1,200.00
Federal Hill Preparatory School Parent Te	Fed Hill Prep Programs	5	1/S	Complete	\$ 2,915.73	\$ 2,915.73
Lakeland Elementary Middle School	Lakeland Library Reno.	5	1/S	Complete	\$ 3,456.00	\$ 3,456.00
South Baltimore Partnership (Fusion Partn	Senior Committee	5	1/S	Complete	\$ 4,879.27	\$ 4,879.27
SCRAP B-More	Community Craft Nights	5	1/S	Complete	\$ 4,907.77	\$ 4,907.77
UMBC Foundation	Crossing Borders	5	1/S	Complete	\$ 4,950.00	\$ 4,950.00
South Baltimore Partnership (Fusion Partn	Green Team	5	1/S	Complete	\$ 4,964.00	\$ 4,964.00
My G.I.R.L.S., Inc.	Champions on the Rise!	5	1/S	Complete	\$ 4,985.00	\$ 4,985.00
Baltimore Community ToolBank	Networking & Inventory	5	1/S	Complete	\$ 5,000.00	\$ 5,000.00
Church of the Advent	Community Room Project	5	1/S	Complete	\$ 5,000.00	\$ 5,000.00
Farm Alliance of Baltimore	Classes, Demo & Farmstand	5	1/S	Complete	\$ 5,000.00	\$ 5,000.00
Resident Services Incorporated	Westport Rising Stars	5	1/S	Complete	\$ 5,000.00	\$ 5,000.00
Teach For America	Lakeland EMS CM Support	5	1/S	Complete	\$ 5,000.00	\$ 5,000.00
Fishes & Loaves Pantry, Inc.	Fishes & Loaves Pantry	5	2/M	Complete	\$ 17,997.82	\$ 17,997.82
Maryland Food Bank	Pantry on the Go	5	2/M	Complete	\$ 27,519.98	\$ 27,519.98
Baltimore Community Rowing	Reach High Rowing	5	2/M	Complete	\$ 49,995.00	\$ 49,995.00
Cherry Hill Development Corporation	Patapsco Elementary School	5	3/L	Complete	\$ 45,524.46	\$ 45,524.46
Cherry Hill Eagles Foundation, Inc	Cherry Hill Youth Dev.	5	3/L	Complete	\$ 60,000.00	\$ 60,000.00
Black Yield Institute	Cherry Hill Agrihood Proj.	5	3/L	Complete	\$ 100,000.00	\$ 100,000.00
Cherry Hill Eagles Foundation	Workers Compensation Insurance	N/A	D	Complete	\$ 495.00	\$ 495.00
Community Grants (FY 2021)						
Neighbors Meeting Neighbors	Neighbors Block Party	6	1/S	Complete	\$ 2,382.00	\$ 2,382.00
Southwest Community Council dba Citizens	COP Marketing	6	1/S	Complete	\$ 4,979.26	\$ 4,979.26
Baltimore Community ToolBank	Enhancements to Inventory	6	1/S	Complete	\$ 5,000.00	\$ 5,000.00
LET'S GO Boys and Girls	LET'S GO Westport & Lakeland	6	1/S	Complete	\$ 5,000.00	\$ 5,000.00
Institute for Local Self-Reliance (ILSR)	Baltimore Compost Project	6	2/M	Complete	\$ 7,777.70	\$ 7,777.70
Living Classrooms	BEE SMART Summer Program	6	2/M	Complete	\$ 8,000.00	\$ 8,000.00
American Visionary Art Museum	Flicks from the Hill 2021	6	2/M	Complete	\$ 11,578.00	\$ 11,578.00
Federal Hill Main Street, Inc.	Fed Hill Main St. Op. Support	6	2/M	Complete	\$ 14,487.00	\$ 14,487.00
Westport Patriots	Facility Prep, Program Support	6	2/M	Complete	\$ 36,869.00	\$ 36,869.00
Baltimore Outreach Services	Wellness for Families	6	2/M	Complete	\$ 40,000.00	\$ 40,000.00
Baltimore Compost Collective	Baltimore Compost Project	6	2/M	Complete	\$ 40,777.70	\$ 40,777.70
Family Health Centers of Baltimore Inc.	Maternal Child Initiative	6	2/M	Complete	\$ 40,958.56	\$ 40,958.56
Westport Patriots	Youth Sports Competitions	6	2/M	Complete	\$ 45,483.00	\$ 45,483.00
Pigtown Main Street	Pigtown ABC easy as 1,2,3	6	2/M	Complete	\$ 47,421.00	\$ 47,421.00
Southwest Partnership	Bird Ambassadors	6	2/M	Complete	\$ 47,421.00	\$ 47,421.00
Boys & Girls Clubs of Metropolitan Baltim	Westport Boys & Girls Club	6	2/M	Complete	\$ 48,500.00	\$ 48,500.00
Thomas Johnson Elementary Middle School P	Thomas Johnson Outdoor Space	6	2/M	Complete	\$ 49,950.00	\$ 49,950.00
Cherry Hill United Methodist Church	Soup Kitchen & Pantry	7	1/S	Complete	\$ 5,000.00	\$ 5,000.00
LET'S GO Boys and Girls, Inc..	Westport MD Science Olympiad	7	1/S	Complete	\$ 5,000.00	\$ 5,000.00
Pigtown Community Garden.	Garden Program Support	7	1/S	Complete	\$ 5,000.00	\$ 5,000.00
Saint Agnes Hospital Foundation, Inc.	Saint Agnes Food Rx Program	7	2/M	Cancelled	\$ -	\$ -
Baltimore Office of Promotion & The Arts,	Sharp-Leadenhall Mural..	7	2/M	Cancelled	\$ -	\$ -
SCRAP School and Community Reuse Action P	Reuse Arts Installation	7	2/M	Complete	\$ 3,397.88	\$ 3,397.88
Leveling the Playing Field, Inc. .	Westport Program Support.	7	2/M	Complete	\$ 10,000.00	\$ 10,000.00
My Fathers Plan, Inc..	Community Cleanup.	7	2/M	Complete	\$ 13,000.00	\$ 13,000.00
"Southwest Community Council d/b/a Citiz	Carroll Park Gateway	7	2/M	Complete	\$ 28,058.27	\$ 28,058.27
George Washington Elementary School	GWES Outdoor Space	7	2/M	Active	\$ 29,000.00	\$ 1,840.00
A	After-School Programming.	7	2/M	Complete	\$ 29,975.06	\$ 29,975.06
Fishes and Loaves Pantry, Inc..	"Fishes and Loaves Pantry."	7	2/M	Complete	\$ 34,987.76	\$ 34,987.76

Up2Us, Inc..	Youth Development Training..	7	2/M	Complete	\$ 35,000.00	\$ 35,000.00
Southwest Partnership, Inc.	Carey St. Bridge Updates	7	2/M	Complete	\$ 36,000.00	\$ 36,000.00
"Cherry Hill Eagles Foundation, Inc.."	Program Support..	7	2/M	Complete	\$ 37,626.02	\$ 37,626.02
Resident Services Incorporated	Bedtime in a Box	7	2/M	Complete	\$ 39,043.00	\$ 39,043.00
RICH Organization d/b/a Restoring Inner C	"RICH Workforce Development.."	7	2/M	Complete	\$ 43,804.65	\$ 43,804.65
Westport Community Economic Development	Green Ambassadors..	7	2/M	Complete	\$ 45,000.00	\$ 45,000.00
My G.I.R.L.S. Inc..	The Thrown Awaits..	7	2/M	Complete	\$ 49,895.00	\$ 49,895.00
Black Yield Institute, Inc.	Food Sovereignty ..	7	3/L	Complete	\$ 59,392.11	\$ 59,392.11
Community Grants (FY 2022)						
GraceCity Church	Good Neighbor Nutrition	8	1/S	Complete	\$ 3,775.44	\$ 3,775.44
Federal Hill Main Street, Inc.."	Free Family Programs.	8	2/M	Complete	\$ 11,568.83	\$ 11,568.83
Living Classrooms Foundation	Masonville Cove School	8	2/M	Complete	\$ 17,000.00	\$ 17,000.00
"South Creek Community Development Corpor	Pantry on the Go	8	2/M	Complete	\$ 25,000.00	\$ 25,000.00
National Federation of the Blind.	Blind Civil Rights Museum..	8	2/M	Complete	\$ 27,000.00	\$ 27,000.00
Federal Hill Prep Parent Teacher Organiz	Facility Improvements	8	2/M	Complete	\$ 32,062.60	\$ 32,062.60
Westport Community Economic Development C	Welcome to Harbor West	8	2/M	Complete	\$ 39,572.00	\$ 39,572.00
LET'S GO Boys and Girls.	Grow through STEM	8	2/M	Complete	\$ 45,000.00	\$ 45,000.00
Baltimore Community Rowing	Reach High Baltimore	8	2/M	Complete	\$ 45,594.60	\$ 45,594.60
Baltimore Animal Rescue and Care Shelter	Preserving Families .	8	3/L	Complete	\$ 30,000.00	\$ 30,000.00
Leadenhall Baptist Church.	Window Restoration	8	3/L	Complete	\$ 50,000.00	\$ 50,000.00
Cherry Hill Development Corporation	Blight Reduction	8	3/L	Complete	\$ 100,000.00	\$ 100,000.00
Ebenezer Kingdom Builders, Inc.	First Floor Renovation.	8	3/L	Active	\$ 100,000.00	\$ 76,451.05
Federal Hill Neighborhood Association, In	Cross Street Block Party	9	0/Spark	Complete	\$ 1,300.00	\$ 1,300.00
Baltimore Community ToolBank	Networking & Inventory	9	0/Spark	Complete	\$ 2,000.00	\$ 2,000.00
Lakeland Community Association Partnersh	Lakeland Connection .	9	0/Spark	Complete	\$ 2,000.00	\$ 2,000.00
The Kerry Kares Foundation, Inc..	Senior Bus Trip.	9	1/S	Complete	\$ 2,250.00	\$ 2,250.00
Neighbors Meeting Neighbors	Neighbors Block Party	9	1/S	Complete	\$ 2,732.34	\$ 2,732.34
"Barre Circle Community Association."	McHenry St. Fencing	9	1/S	Complete	\$ 2,895.00	\$ 2,895.00
George Washington Elementary School, Bal	GWES Shade Structure.	9	1/S	Active	\$ 4,650.00	\$ -
South Baltimore United, Inc.	Community News	9	1/S	Complete	\$ 4,979.00	\$ 4,979.00
South Baltimore Neighborhood Association	Tree Canopy Care & Expansion	9	1/S	Active	\$ 4,985.00	\$ 3,400.00
1012 Sports.	Football Mentorship.	9	1/S	Complete	\$ 4,990.70	\$ 4,990.70
Fishes and Loaves Pantry Inc..	Lakeland Block Party.	9	1/S	Complete	\$ 5,000.00	\$ 5,000.00
Our Joyful Noise Baltimore Inc.	Music in the Air.	9	1/S	Complete	\$ 5,000.00	\$ 5,000.00
Restoring Inner City Hope, Inc..	RICH Workforce Development	9	1/S	Complete	\$ 5,000.00	\$ 5,000.00
South Baltimore Learning Corp Inc	Book Lovers Unity Cookout.	9	1/S	Complete	\$ 5,000.00	\$ 5,000.00
Taste Wise Kids Inc.	Days of Taste	9	1/S	Complete	\$ 5,000.00	\$ 5,000.00
Friends of Carroll Park Inc.	Chant Down 2022	9	2/M	Complete	\$ 8,000.00	\$ 8,000.00
Baltimore Urban Baseball Association	Support for Coaching	9	2/M	Complete	\$ 10,000.00	\$ 10,000.00
Southwest Community Council Inc. dba Citi	Sharps Disposal	9	2/M	Active	\$ 16,100.00	\$ 10,667.84
Federal Hill Main Street, Inc..	Business and Resident Support	9	2/M	Complete	\$ 30,311.96	\$ 30,311.96
Higher Achievement Program, Inc.	Higher Achievement	9	2/M	Complete	\$ 40,000.00	\$ 40,000.00
God's Best Family, Inc.	South Balt Engagement Center	9	2/M	Complete	\$ 41,700.00	\$ 41,700.00
Baltimore Outreach Services Inc. .	Journey to Independence	9	2/M	Complete	\$ 45,000.00	\$ 45,000.00
Saint Barnabas and Saint Susanna (SBSS) C	Courtyard renovation	9	2/M	Complete	\$ 45,000.00	\$ 45,000.00
Southwest Partnership, Inc.	CCB Elem School Playground	9	2/M	Active	\$ 48,980.00	\$ 39,861.50
4MYCITY Inc.	Community Composting	9	2/M	Complete	\$ 49,500.00	\$ 49,500.00
Baltimore Compost Collective	Compost Programs	9	2/M	Complete	\$ 49,500.00	\$ 49,500.00
Living Classrooms Foundation Inc.	BEESMART Summer Program	9	2/M	Complete	\$ 49,602.00	\$ 49,602.00
Harbor Hospital, Inc. dba MedStar Harbor	Harbor Park West	9	2/M	Complete	\$ 49,628.00	\$ 49,628.00
Waterfront Partnership of Baltimore	Water Trail Master Plan	9	3/L	Complete	\$ 70,000.00	\$ 70,000.00
Pigtown Main Street Inc..	Progress In Pigtown .	9	3/L	Complete	\$ 70,700.00	\$ 70,700.00
Black Yield Institute.	Food Sovereignty Strategy	9	3/L	Complete	\$ 70,703.02	\$ 70,703.02
Community Grants (FY 2023)						
Federal Hill South Neighborhood Associat	Community Greening.	10	0/Spark	Complete	\$ 1,885.32	\$ 1,885.32
Neighbors Meeting Neighbors	Marketing.	10	1/S	Complete	\$ 3,000.00	\$ 3,000.00

"Federal Hill Neighborhood Association In	Historic House Tour.	10	1/S	Complete	\$ 4,665.98	\$ 4,665.98
Baltimore Community ToolBank.	Enhancing Safety & Security.	10	2/M	Active	\$ 11,400.00	\$ 11,399.68
Libraries Without Borders	Baltimore Crown Project.	10	2/M	Active	\$ 20,000.00	\$ 15,000.00
God's Best Family Inc.	South Balt Engagement Center	10	2/M	Complete	\$ 30,000.00	\$ 30,000.00
Living Classrooms Foundation	Climate Changemakers	10	2/M	Complete	\$ 39,335.00	\$ 39,335.00
"National Audubon Society dba Patterson P	Bird Ambassadors	10	2/M	Complete	\$ 42,000.00	\$ 42,000.00
LETS GO Boys and Girls, Inc.	LETS GO STEM	10	2/M	Complete	\$ 48,999.90	\$ 48,999.90
Business Volunteers Maryland.	Capacity Accelerator	10	3/L	Active	\$ 70,000.00	\$ 30,436.68
Elev8 Baltimore Inc.	Adult High School.	10	3/L	Active	\$ 75,000.00	\$ 52,371.64
Stars & Stripes Parade Committee	Federal Hill July 4th Parade	11	0/Spark	Complete	\$ 1,995.00	\$ 1,995.00
Federal Hill Neighborhood Association	Cross Street Block Party	11	0/Spark	Complete	\$ 1,999.11	\$ 1,999.11
Southwest Community Council dba Citizens	Telecommunication Grant	11	0/Spark	Active	\$ 2,000.00	\$ 1,452.17
Pigtown Food For Thought Gardens	PFFT - Steel Boxes and Signs	11	1/S	Active	\$ 2,497.33	\$ -
South Baltimore United, Inc.	I Love SoBo Day	11	1/S	Complete	\$ 3,285.00	\$ 3,285.00
Neighbors Meeting Neighbors	Block Party	11	1/S	Active	\$ 4,000.00	\$ -
Federal Hill Preparatory School PTO	Field Trips Transportation	11	1/S	Active	\$ 4,500.00	\$ -
South Baltimore Learning Center	Book Lovers Community Cookout	11	1/S	Complete	\$ 4,932.65	\$ 4,932.65
Saint Barnabas and Saint Susanna Coptic O	Community Service Coordinator	11	1/S	Complete	\$ 4,946.75	\$ 4,946.75
Our Joyful Noise Baltimore	Music in the Air Concerts	11	1/S	Complete	\$ 5,000.00	\$ 5,000.00
Cherry Hill United Methodist Church	CHUMC - Food Ministry	11	1/S	Active	\$ 5,000.00	\$ 2,907.72
South Baltimore Neighborhood Association	SBNA Marketing Improvement	11	1/S	Active	\$ 5,000.00	\$ -
South Creek Community Development Corpora	S.M.A.R.T. Kids Hub	11	1/S	Active	\$ 5,000.00	\$ 4,308.87
Southwest Community Council dba Citizens	Gateway Murals	11	2/M	Active	\$ 9,600.00	\$ -
The Kerry Kares Foundation	Kerry's Krew	11	2/M	Complete	\$ 12,584.28	\$ 12,584.28
TasteWise Kids	Days of Taste/Food Story Time	11	2/M	Active	\$ 14,000.00	\$ 10,651.44
South Baltimore Learning Center (SBLC)	SBLC Mindfulness Project	11	2/M	Active	\$ 15,000.00	\$ -
Healthy Neighborhoods Inc.	HNI Pigtown and Barre Circle	11	2/M	Active	\$ 17,309.00	\$ 1,731.00
Saint Barnabas and Saint Susanna (SBSS) C	Courtyard Furnishing	11	2/M	Active	\$ 20,000.00	\$ 9,218.68
Baltimore Outreach Services	Wellness 4 Homeless Families	11	2/M	Active	\$ 22,500.00	\$ 18,946.25
My G.I.R.L.S., Inc.	Cheer Your Way to Wellness	11	2/M	Complete	\$ 30,000.00	\$ 30,000.00
Black Yield Institute	Food Sovereignty Strategy	11	2/M	Active	\$ 34,234.00	\$ -
The University of Maryland Foundation, In	Green Lions Collaborative	11	2/M	Active	\$ 45,750.00	\$ 709.90
Improving Education	All Children Ready	11	2/M	Active	\$ 49,000.00	\$ 35,066.47
Fishes & Loaves Pantry	Fishes & Loaves Pantry	11	2/M	Active	\$ 49,100.00	\$ 26,060.85
Ebenezer Kingdom Builders, Inc.	First Floor Renovation	11	3/L	Active	\$ 75,000.00	\$ -
Pigtown Main Street Inc.	DAP Direct Action Partnership	11	3/L	Active	\$ 97,500.00	\$ -
RICH - Restoring Inner City Hope, Inc.	Youth Leadership Programming	11	3/L	Active	\$ 98,373.00	\$ 46,950.37
Paul's Place, Inc.	Paul's Community Garden	11	3/L	Cancelled		\$ -
Community Grants (FY 2024)						
Baltimore Community ToolBank	Community Networking	12	0/Spark	Active	\$ 1,400.00	\$ -
Baltimore Community ToolBank	Tech Inventory Enhancements	12	1/S	Active	\$ 3,600.00	\$ 2,701.94
Baltimore Outreach Services, Inc	BOS Shelter Youth Education	12	1/S	Active	\$ 4,200.00	\$ -
Thomas Johnson Elementary Middle School P	Field Trip Transportation	12	1/S	Active	\$ 4,600.00	\$ -
Riverside Neighborhood Association, Inc.	Riverside Placemaking Kickoff	12	1/S	Active	\$ 5,000.00	\$ -
Pride of Baltimore, Inc.	Pride II: Free Sails	12	2/M	Active	\$ 9,661.50	\$ -
South Creek Community Development Corpora	Concert and Dance Project	12	2/M	Active	\$ 10,000.00	\$ -
Baltimore Animal Rescue and Care Shelter	Keeping Pets With Families	12	2/M	Active	\$ 15,000.00	\$ -
Cherry Hill United Methodist Church	Food Ministry Mobile Pantry	12	2/M	Active	\$ 15,000.00	\$ 2,855.06
Living Classrooms Foundation	Environmental Education at MC	12	2/M	Active	\$ 15,000.00	\$ -
Federal Hill Main Street, Inc.	FedHill Local Vitality	12	2/M	Active	\$ 16,000.00	\$ 6,241.07
City of Refuge Baltimore	CORB's Food Stability Program	12	2/M	Active	\$ 24,530.49	\$ -
Historic Sharp Leadenhall Community	Year of Preservation for All	12	2/M	Active	\$ 24,582.00	\$ -
Baltimore Office of Promotion and the Art	Sobo Concert Series	12	2/M	Active	\$ 25,000.00	\$ -
Cherry Hill Strong Inc.	Community Wellness	12	2/M	Active	\$ 30,000.00	\$ -
God's Best Family Inc	Family Programs	12	2/M	Active	\$ 30,000.00	\$ -
Higher Achievement Program, Inc.	Closing Opportunity Gaps	12	2/M	Active	\$ 30,000.00	\$ -

National Audubon Society dba Audubon Mid-The Be. Org	Awareness & Action in Pigtown	12	2/M	Active	\$ 35,000.00	\$ -
Mount Winans Community Development Corpor	The Food Playground - CCB	12	2/M	Active	\$ 35,000.00	\$ -
Resident Services Inc.	Boosting Community Wellness	12	2/M	Active	\$ 45,000.00	\$ -
Federal Hill Neighborhood Association Inc	Project 1902	12	2/M	Active	\$ 45,000.00	\$ -
LET'S GO Boys and Girls, Inc	Greening UP4Fam	12	2/M	Active	\$ 48,450.00	\$ -
Baltimore Community Rowing	STEM Career Catalyst	12	2/M	Active	\$ 49,900.00	\$ 24,499.46
Harbor Hospital, Inc. dba MedStar Harbor	Reach High Baltimore	12	2/M	Active	\$ 49,995.00	\$ 20,030.48
Cherry Hill Development Corporation	Mobile Health Center Program	12	2/M	Active	\$ 49,999.00	\$ -
	Blight Reduction Phase 2	12	2/M	Active	\$ 49,999.99	\$ -
Enhanced Services (FY 2017)						
BCRP	Middle Branch Park Boat House	N/A	N/A	Complete	\$ 6,000.00	\$ 6,000.00
BCRP	Gwynns Falls Trail maintenanc	N/A	N/A	Complete	\$ 50,000.00	\$ 50,000.00
BCRP	Middle Branch Boat Launch Rep	N/A	N/A	Complete	\$ 94,000.00	\$ 94,000.00
Mayor's Office of Employment Development	Youthworks Summer Youth Emplo	N/A	N/A	Complete	\$ 100,000.00	\$ 100,000.00
Enhanced Services (FY 2018)						
Donovan Landcare fbo Barre Circle Communi	Barre Circle Landscaping	N/A	N/A	Complete	\$ 6,300.00	\$ 6,300.00
TITO Contracting	Mount Claire Stable Painting	N/A	N/A	Complete	\$ 15,231.77	\$ 15,231.77
Waterfront Partnership of Baltimore	Robert Baker Park Maintenance	N/A	N/A	Complete	\$ 15,422.50	\$ 15,422.50
UMBC Foundation	Lakeland STEAM Center Stairs	N/A	N/A	Complete	\$ 16,275.00	\$ 16,275.00
Living Design Lab	Carroll Park Rec Center Asses	N/A	N/A	Complete	\$ 18,000.00	\$ 18,000.00
Otterbein Community Association	Landscaping Services - Otterb	N/A	N/A	Complete	\$ 27,442.00	\$ 27,442.00
Waterfront Partnership of Baltimore	Federal Hill Capital Improvem	N/A	N/A	Complete	\$ 29,883.86	\$ 29,883.86
BCRP	Rhythm & Reels	N/A	N/A	Complete	\$ 46,000.00	\$ 46,000.00
Waterfront Partnership of Baltimore	Federal Hill Park Maintenance	N/A	N/A	Complete	\$ 48,047.95	\$ 48,047.95
BOPA	SOBO Summer Music Series	N/A	N/A	Complete	\$ 80,000.00	\$ 80,000.00
Parks and People Foundation	Free Summer Youth Sports Leag	N/A	N/A	Complete	\$ 98,542.00	\$ 98,542.00
Waterfront Partnership of Baltimore	Gwynns Falls Trash Wheel Desi	N/A	N/A	Complete	\$ 100,000.00	\$ 100,000.00
Enhanced Services (FY 2019)						
P. Flanigan & Sons, Inc.	Playground Site Work at Floren	N/A	N/A	Complete	\$ -	\$ -
BCRP	Carroll Park & Lakeland Youth	N/A	N/A	Complete	\$ 623.00	\$ 623.00
Baltimore Green Works	BCRP Intern-GIS Mapping	N/A	N/A	Complete	\$ 1,590.00	\$ 1,590.00
Waterfront Partnership of Baltimore	Robert Baker Park Maintenance	N/A	N/A	Complete	\$ 5,459.88	\$ 5,459.88
Ball-Starz Unlimited	Recreation program supplies	N/A	N/A	Complete	\$ 6,230.68	\$ 6,230.68
Scott Jones & Sons	Riverside Equipment Installat	N/A	N/A	Complete	\$ 7,400.00	\$ 7,400.00
Victory Stanley	Furniture/Trash Can Upgrades-	N/A	N/A	Complete	\$ 7,681.00	\$ 7,681.00
BCRP / Baltimore City Foundation	Day of Play 2019	N/A	N/A	Complete	\$ 8,367.30	\$ 8,367.30
KaBOOM!	Westport Playground - Install	N/A	N/A	Complete	\$ 8,500.00	\$ 8,500.00
Waterfront Partnership of Baltimore	Robert Baker Park Maintenance	N/A	N/A	Complete	\$ 8,630.09	\$ 8,630.09
Donovan Landcare fbo Barre Circle Communi	Barre Circle Landscaping	N/A	N/A	Complete	\$ 8,930.00	\$ 8,930.00
Active Social Communities / Volo City Kid	Day of Play 2019: Opening Day	N/A	N/A	Complete	\$ 10,000.00	\$ 10,000.00
Flag Poles	Federal Hill and Riverside Fl	N/A	N/A	Complete	\$ 10,168.66	\$ 10,168.66
BCRP	Patapsco Recreational Center	N/A	N/A	Complete	\$ 11,545.00	\$ 11,545.00
BOPA	Patapsco River Project Restor	N/A	N/A	Complete	\$ 11,700.00	\$ 11,700.00
Bif Browning	Rhythm & Reels 2019 - Bands	N/A	N/A	Complete	\$ 12,000.00	\$ 12,000.00
Sparks Quality Fencing Company	Conway St Park Fencing	N/A	N/A	Complete	\$ 13,061.13	\$ 13,061.13
JB Contractors	Rowing Club - Front Walk Way	N/A	N/A	Complete	\$ 13,920.22	\$ 13,920.22
JB Contractors	Rowing Club - Fishing Pier	N/A	N/A	Complete	\$ 14,754.84	\$ 14,754.84
Active Social Communities / Volo City Kid	Free Fall Youth Sports League	N/A	N/A	Complete	\$ 15,000.00	\$ 15,000.00
JB Contractors	Middle Branch Canoe Launch	N/A	N/A	Complete	\$ 15,628.00	\$ 15,628.00
Davey Tree Experts	Barre Circle Tree Pruning	N/A	N/A	Complete	\$ 16,340.00	\$ 16,340.00
Edrich Lumber	Mulch and Soil Donation for 2	N/A	N/A	Complete	\$ 17,925.00	\$ 17,925.00
BOPA	Art on the Waterfront	N/A	N/A	Complete	\$ 18,850.00	\$ 18,850.00
BCRP	Lakeland Steam Center Equipme	N/A	N/A	Complete	\$ 22,009.02	\$ 22,009.02
South Harbor Renaissance	Fed Hill Playground Upgrade	N/A	N/A	Complete	\$ 24,281.00	\$ 24,281.00
Waterfront Partnership of Baltimore	Federal Hill Park Maintenance	N/A	N/A	Complete	\$ 24,404.95	\$ 24,404.95
Waterfront Partnership of Baltimore	Enhanced Landscaping for Fede	N/A	N/A	Complete	\$ 24,891.12	\$ 24,891.12

Art with a Heart	Art in the Park	N/A	N/A	Complete	\$ 26,000.00	\$ 26,000.00
Pinehurst fbo Federal Hill Main Street, I	Federal Hill Main Street Beau	N/A	N/A	Complete	\$ 26,542.39	\$ 26,542.39
Friends of Carroll Park	Carroll Park Summer Concert	N/A	N/A	Complete	\$ 30,000.00	\$ 30,000.00
Kompan	Riverside Park Equipment	N/A	N/A	Complete	\$ 30,083.00	\$ 30,083.00
Geo-Technology Associates, Inc.	Reedbird Environmental Manage	N/A	N/A	Complete	\$ 30,710.00	\$ 30,710.00
Lorenz, Inc	Middle Branch Park Maintenanc	N/A	N/A	Complete	\$ 37,630.00	\$ 37,630.00
Living Classrooms	Federal Hill Main Street Clean	N/A	N/A	Complete	\$ 46,554.00	\$ 46,554.00
Active Social Communities / Volo City Kid	2019 South Baltimore Youth Sp	N/A	N/A	Complete	\$ 48,500.00	\$ 48,500.00
BCRP	Parkapalooza	N/A	N/A	Complete	\$ 50,000.00	\$ 50,000.00
Cal Ripkin Senior Foundation	Turf Ballfield at Reedbird	N/A	N/A	Complete	\$ 50,000.00	\$ 50,000.00
BOPA	SOBO Music Series 2019	N/A	N/A	Complete	\$ 59,575.00	\$ 59,575.00
Lorenz, Inc.	Middle Branch Landscaping	N/A	N/A	Complete	\$ 68,446.92	\$ 68,446.92
BCRP	Rhythm & Reels 2019 - Managem	N/A	N/A	Complete	\$ 72,197.94	\$ 72,197.94
Grow Home	2019 Youth Sports Program	N/A	N/A	Complete	\$ 76,230.00	\$ 76,230.00
Floura Teeter Landscape Architects	Westport Master Planning - FI	N/A	N/A	Complete	\$ 92,726.62	\$ 92,726.62
Lorenz, Inc.	295/BW Pkwy Median Landscape	N/A	N/A	Complete	\$ 289,450.00	\$ 289,450.00
Youth Resiliency Institute (Fusion Partne	2019 4th of July Celebration	N/A	N/A	Complete	\$ 501,846.57	\$ 501,846.57
Enhanced Services (FY 2020)						
Linda Felder House of Etiquette Inc.	Fabric Face Masks	N/A	N/A	Complete	\$ 575.00	\$ 575.00
SBGP	COVID19 Resp: Misc Supplies	N/A	N/A	Complete	\$ 2,174.00	\$ 2,174.00
Active Social Communities / Volo City Kid	2020 Spring Sports East	N/A	N/A	Complete	\$ 2,750.00	\$ 2,750.00
Active Social Communities / Volo City Kid	2020 Spring Sports West	N/A	N/A	Complete	\$ 2,750.00	\$ 2,750.00
Active Social Communities / Volo City Kid	2020 Spring Sports South	N/A	N/A	Complete	\$ 2,750.00	\$ 2,750.00
Cal Ripken Senior Foundation	Digital Harbor Field Design	N/A	N/A	Complete	\$ 3,000.00	\$ 3,000.00
Cherry Hill Eagles Foundation	COVID-AID for Youth in Cherry	N/A	N/A	Complete	\$ 4,725.02	\$ 4,725.02
ShareBaby, Inc.	Baby diaper distribution	N/A	N/A	Complete	\$ 4,950.00	\$ 4,950.00
Fishes and Loaves Pantry	COVID-AID Lakeland	N/A	N/A	Complete	\$ 5,000.00	\$ 5,000.00
Federal Hill South Neighborhood Associati	Henry St. Survey & Study	N/A	N/A	Complete	\$ 5,000.00	\$ 5,000.00
Leveling the Playing Field	LPF SB Expansion Project	N/A	N/A	Complete	\$ 5,000.00	\$ 5,000.00
Active Social Communities / Volo City Kid	2020 Day of Play	N/A	N/A	Complete	\$ 6,500.00	\$ 6,500.00
Fishes and Loaves Pantry	Volunteer Stipends	N/A	N/A	Complete	\$ 7,200.00	\$ 7,200.00
Lorenz, Inc.	BW Pkwy/295 Median Maint 2020	N/A	N/A	Complete	\$ 7,600.00	\$ 7,600.00
Donovan Landcare	Barre Circle Mowing	N/A	N/A	Complete	\$ 7,650.00	\$ 7,650.00
BCRP	Buses for Dist. Summer Camps	N/A	N/A	Complete	\$ 10,682.00	\$ 10,682.00
Waterfront Partnership	Robert Baker Park	N/A	N/A	Complete	\$ 13,943.28	\$ 13,943.28
Ruppert Landscape	Otterbein Park Benches	N/A	N/A	Complete	\$ 15,600.00	\$ 15,600.00
Federal Hill Main Street	Federal Hill Beautification	N/A	N/A	Complete	\$ 15,833.00	\$ 15,833.00
Neighborhood Design Center	Neighborhood Business Reopenin	N/A	N/A	Complete	\$ 20,500.00	\$ 20,500.00
Youth Resiliency Institute (Fusion Partne	A Dream In Cherry Hill	N/A	N/A	Complete	\$ 27,010.00	\$ 27,010.00
Pigtown Main Street	Pigtown Landscaping and Mainte	N/A	N/A	Complete	\$ 34,037.15	\$ 34,037.15
Pigtown Main Street	Pigtown Main Street Landscape	N/A	N/A	Complete	\$ 38,124.94	\$ 38,124.94
Fusion Partnerships	4th of July On Middle Branch	N/A	N/A	Complete	\$ 38,596.74	\$ 38,596.74
Living Classrooms	Project Serve	N/A	N/A	Complete	\$ 43,362.00	\$ 43,362.00
Rails-To-Trails-Conservancy	Warner Streetscape Design	N/A	N/A	Complete	\$ 45,801.31	\$ 45,801.31
Living Classrooms Foundation	Project SLURRP	N/A	N/A	Complete	\$ 49,132.00	\$ 49,132.00
Active Social Communities / Volo City Kid	Volo City Fall Youth Sports	N/A	N/A	Complete	\$ 49,500.00	\$ 49,500.00
Federal Hill Main Street, Inc.	FHMS Capacity & Brand	N/A	N/A	Complete	\$ 49,696.00	\$ 49,696.00
Baltimore Urban Baseball Association (BUB	Urban Youth Baseball	N/A	N/A	Complete	\$ 49,990.00	\$ 49,990.00
Living Classrooms Foundation	Federal Hill Beautification	N/A	N/A	Complete	\$ 58,340.50	\$ 58,340.50
Waterfront Partnership	Federal Hill Park	N/A	N/A	Complete	\$ 59,193.24	\$ 59,193.24
Cherry Hill Eagles Foundation	Cherry Hill Eagles Youth Dev.	N/A	N/A	Complete	\$ 65,388.00	\$ 65,388.00
BCRP	BCRP Canoe and Outdoor Rec	N/A	N/A	Complete	\$ 71,315.00	\$ 71,315.00
Westport Community Economic Development C	Westport Aid Distribution	N/A	N/A	Complete	\$ 72,393.25	\$ 72,393.25
Cherry Hill Development Corporation	Cherry Hill Aid Distribution	N/A	N/A	Complete	\$ 92,394.00	\$ 92,394.00
Southwest Baltimore Charter School Inc.	Motorized Gym Divider Wall	N/A	N/A	Complete	\$ 100,000.00	\$ 100,000.00

Maryland Food Bank	Food Bank COVID-19 Delivery	N/A	N/A	Complete	\$ 500,000.00	\$ 500,000.00
Enhanced Services (FY 2021)						
Cherry Hill Tenant Council	Home board games to promote sa	N/A	N/A	Complete	\$ 1,475.75	\$ 1,475.75
Cherry Hill Eagles Foundation	Summer 2021 Youth Development	N/A	N/A	Complete	\$ 2,100.00	\$ 2,100.00
Pigtown Main Street Inc.	Pigtown Reopening Incentives	N/A	N/A	Complete	\$ 4,635.00	\$ 4,635.00
Fishes and Loaves Pantry Inc.	COVID-19 Aid July Volunteers	N/A	N/A	Complete	\$ 4,800.00	\$ 4,800.00
Donovan Landcare	Barre Circle Lawn & Leaf Care	N/A	N/A	Complete	\$ 7,650.00	\$ 7,650.00
Victor Stanley, Inc.	Middle Branch Park Trash Cans	N/A	N/A	Complete	\$ 7,986.00	\$ 7,986.00
Lorenz, Inc	Middle Branch Maintenance	N/A	N/A	Complete	\$ 9,450.00	\$ 9,450.00
Active Social Communities dba Volo City K	Winter21 Virtual Youth Sports	N/A	N/A	Complete	\$ 10,000.00	\$ 10,000.00
Pigtown Main Street	Business Reopening Project	N/A	N/A	Complete	\$ 10,702.94	\$ 10,702.94
Graham Projects LLC	Pigtown Placemaking Design	N/A	N/A	Complete	\$ 11,760.00	\$ 11,760.00
Waterfront Partnership	Robert Baker Park Maintenance	N/A	N/A	Complete	\$ 15,592.21	\$ 15,592.21
Lorenz, Inc	Middle Branch Clearing '21	N/A	N/A	Complete	\$ 18,500.00	\$ 18,500.00
Graham Projects LLC	Pigtown Placemaking Mngmt	N/A	N/A	Complete	\$ 20,130.00	\$ 20,130.00
Waterfront Partnership	GF Trash Wheel Operating	N/A	N/A	Complete	\$ 23,000.00	\$ 23,000.00
Aspen Building Products, Inc	Mt Clare Museum Gate & Fence	N/A	N/A	Complete	\$ 23,355.00	\$ 23,355.00
Grow Home, Inc.	Summer Youth Sports	N/A	N/A	Complete	\$ 25,242.59	\$ 25,242.59
Rummel, Klepper & Kahl, LLP	Field Light Soil Borings	N/A	N/A	Complete	\$ 26,395.00	\$ 26,395.00
Victor Stanley, Inc.	Carroll Park Trash Cans	N/A	N/A	Complete	\$ 29,713.00	\$ 29,713.00
Pinehurst Landscape Company, Inc.	PTMS 2021 Landscape Maint.	N/A	N/A	Complete	\$ 30,319.85	\$ 30,319.85
Graham Projects LLC	Pigtown Placemaking Installtn	N/A	N/A	Complete	\$ 33,210.00	\$ 33,210.00
Pinehurst Landscaping Co., Inc.	Pigtown Reopening	N/A	N/A	Complete	\$ 33,345.18	\$ 33,345.18
Pinehurst Landscaping Co., Inc.	Federal Hill Reopening	N/A	N/A	Complete	\$ 33,890.96	\$ 33,890.96
Active Social Communities dba Volo City K	Summer Youth Sports	N/A	N/A	Complete	\$ 35,000.00	\$ 35,000.00
Cherry Hill Eagles Foundation	Spring-Fall 2021 Programming	N/A	N/A	Complete	\$ 47,041.44	\$ 47,041.44
Cherry Hill Eagles Foundation	2021 Overhead Support	N/A	N/A	Complete	\$ 47,197.83	\$ 47,197.83
Geo-Technology Associates, Inc.	MBFWC Sub-Slab Ventilation	N/A	N/A	Active	\$ 49,500.00	\$ 41,334.48
Graham Projects LLC	Pigtown Placemaking Procure	N/A	N/A	Complete	\$ 49,900.00	\$ 49,900.00
Baltimore Urban Baseball Association (BUB)	Facility Rent	N/A	N/A	Complete	\$ 56,000.00	\$ 56,000.00
Federal Hill Main Street	FHMS Reopening	N/A	N/A	Complete	\$ 61,550.11	\$ 61,550.11
Waterfront Partnership	Federal Hill Park Maintenance	N/A	N/A	Complete	\$ 64,354.24	\$ 64,354.24
Geo-Technology Associates, Inc.	Reedbird Park Enviro. Assess.	N/A	N/A	Active	\$ 110,789.50	\$ 109,503.02
Youth Resiliency Institute	Virtual 4th of July	N/A	N/A	Complete	\$ 147,690.90	\$ 147,690.90
Cal Ripken Sr. Foundation, Inc.	Turf Ballfield at Reedbird	N/A	N/A	Complete	\$ 1,100,266.09	\$ 1,100,266.09
Enhanced Services (FY 2022)						
Bartlett Tree Company Expert	Tree removal Fed Hill MS	N/A	N/A	Complete	\$ -	\$ -
Blue Water Baltimore	Trash Clean Ups So. Baltimore	N/A	N/A	Canceled	\$ -	\$ -
South Baltimore Partnership	Annual Heritage Festival	N/A	N/A	Complete	\$ 750.00	\$ 750.00
Lorenz, Inc .	Middle Branch Storm Debris	N/A	N/A	Complete	\$ 850.00	\$ 850.00
Renovation Resources	Baltimore Bolts Workshop Reno	N/A	N/A	Complete	\$ 2,945.00	\$ 2,945.00
ECS Mid Atlantic, LLC	Riverside Gazebo Assessment	N/A	N/A	Complete	\$ 3,000.00	\$ 3,000.00
Baltimore City Rec and Parks Youth Sports	Youth Sports Equipment	N/A	N/A	Complete	\$ 4,588.05	\$ 4,588.05
B&O Railroad Museum, Inc.	Black History Film Festival	N/A	N/A	Complete	\$ 5,000.00	\$ 5,000.00
Southwest Sports and Fitness Alliance	2021 Sowebo Landmark 5k	N/A	N/A	Complete	\$ 5,000.00	\$ 5,000.00
Southwest Sports and Fitness Alliance	Tee Off for Kids Classic	N/A	N/A	Complete	\$ 5,000.00	\$ 5,000.00
My Father's Plan	FHMS Cleaning Bridge Contract	N/A	N/A	Complete	\$ 6,000.00	\$ 6,000.00
God's Best Family, Inc.	Operating Support	N/A	N/A	Active	\$ 8,025.00	\$ -
Youth Resiliency Institute	Street Naming Ceremony	N/A	N/A	Complete	\$ 9,212.13	\$ 9,212.13
Westport Patriots Organization	Tournament Transportation	N/A	N/A	Complete	\$ 10,500.00	\$ 10,500.00
Waterfront Partnership of Baltimore	Robert Baker Landscaping	N/A	N/A	Complete	\$ 14,864.85	\$ 14,864.85
Grow Home, Inc.	Youth Development Program	N/A	N/A	Complete	\$ 15,000.00	\$ 15,000.00
Mount Clare at Carroll Park Commission	Strategic Planning Meetings	N/A	N/A	Complete	\$ 24,338.85	\$ 24,338.85
Pinehurst Landscape Company	Landscape services for FHMS	N/A	N/A	Complete	\$ 26,450.24	\$ 26,450.24
Cal Ripken Sr. Foundation, Inc.	Baseball Prog. Westport BGC	N/A	N/A	Complete	\$ 28,750.00	\$ 28,750.00

Pinehurst Landscape Company	Fed Hill Weed & Watering	N/A	N/A	Complete	\$ 29,410.13	\$ 29,410.13
Baltimore City Rec and Parks Outdoor Recr	Outdoor Recreation Equipment	N/A	N/A	Complete	\$ 32,932.31	\$ 32,932.31
Active Social Communities dba Volo City K	Summer Programs	N/A	N/A	Complete	\$ 37,500.00	\$ 37,500.00
Active Social Communities dba Volo City K	Spring Programs	N/A	N/A	Active	\$ 37,500.00	\$ 11,500.00
Mount Clare at Carroll Park Commission	Journey to Jubilee	N/A	N/A	Complete	\$ 39,869.11	\$ 39,869.11
My Father's Plan	FHMS Cleaning 6 Mo. Contract	N/A	N/A	Complete	\$ 40,625.00	\$ 40,625.00
Pinehurst Landscape Company	PTMS Landscaping Services	N/A	N/A	Complete	\$ 42,846.05	\$ 42,846.05
Grow Home, Inc.	Youth Sports	N/A	N/A	Complete	\$ 45,000.00	\$ 45,000.00
Pinehurst Landscape Company	Fed Hill Main St Portering	N/A	N/A	Complete	\$ 45,000.00	\$ 45,000.00
Baltimore Urban Baseball Association	Urban Youth Baseball Rent	N/A	N/A	Complete	\$ 46,000.00	\$ 46,000.00
Cal Ripken Sr. Foundation, Inc.	Baseball Prog. CHEF	N/A	N/A	Complete	\$ 46,250.00	\$ 46,250.00
EZ Docks South, Inc.	Kayak Launch	N/A	N/A	Complete	\$ 47,095.00	\$ 47,095.00
Active Social Communities dba Volo City K	Fall Youth Sports	N/A	N/A	Complete	\$ 49,500.00	\$ 49,500.00
Living Classrooms Foundation	Street Cleaning Southwest	N/A	N/A	Complete	\$ 81,073.52	\$ 81,073.52
Waterfront Partnership of Baltimore	Fed Hill Park Landscape	N/A	N/A	Complete	\$ 81,117.00	\$ 81,117.00
Westport Patriots Organization	Youth Programs	N/A	N/A	Complete	\$ 94,602.00	\$ 94,602.00
Youth Resiliency Institute	4th of July	N/A	N/A	Complete	\$ 255,823.09	\$ 255,823.09
Rummel, Klepper, & Kahl, LLP (RK&K)	Florence Cummins Phase I Desig	N/A	N/A	Active	\$ 325,000.00	\$ 250,669.30
Enhanced Services (FY 2023)						
Metro Recreation, Inc.	Playground Renovation	N/A	N/A	Cancelled	\$ -	\$ -
Cherry Hill Homes Tenant Council	Senior T-Shirts	N/A	N/A	Complete	\$ 700.00	\$ 700.00
Federal Hill Main Street	Pizza Box Trash Cans	N/A	N/A	Complete	\$ 2,135.00	\$ 2,135.00
Compu-Perfect Professional Services, LLC	Legal Fees, Mt. Clare Comm.	N/A	N/A	Complete	\$ 2,500.00	\$ 2,500.00
Black Vegetarian Society of Maryland	Vegan SoulFest Sponsorship	N/A	N/A	Complete	\$ 3,500.00	\$ 3,500.00
My Father's Plan, Inc.	Ridgely's Delight Cleaning	N/A	N/A	Active	\$ 4,000.00	\$ 3,000.00
G. Krug and Son, Inc.	RiversideGazebo CollarsLeaves	N/A	N/A	Complete	\$ 4,425.00	\$ 4,425.00
Westport Patriots Organization	Youth Banquet Trophies	N/A	N/A	Complete	\$ 4,909.39	\$ 4,909.39
CLLCTIVLY	We Give Black Sponsorship	N/A	N/A	Complete	\$ 5,000.00	\$ 5,000.00
Neighborhood Design Center	Middle Branch Trash Dash	N/A	N/A	Complete	\$ 5,000.00	\$ 5,000.00
Sharp-Leadenhall Clean/Green	South Baltimore Partnership	N/A	N/A	Complete	\$ 5,000.00	\$ 5,000.00
Baltimore Community ToolBank	Tool Bank Clean and Green	N/A	N/A	Active	\$ 5,000.00	\$ 4,568.16
Southwest Sports and Fitness Alliance	SOWEBO Landmark 5K	N/A	N/A	Active	\$ 5,000.00	\$ -
Donovan Landcare	Barre Circle Lawn Care	N/A	N/A	Complete	\$ 7,650.00	\$ 7,650.00
Donovan Landcare	Barre Circle Landscaping	N/A	N/A	Complete	\$ 8,750.00	\$ 8,750.00
Pigtown Main Street	Ostend and Washington Mural	N/A	N/A	Complete	\$ 8,922.50	\$ 8,922.50
Westport Patriots	< 5 Tournament Charter Bus	N/A	N/A	Complete	\$ 14,580.00	\$ 14,580.00
Grow Home, Inc.	Youth Leadership Programs	N/A	N/A	Complete	\$ 15,000.00	\$ 15,000.00
JB Contracting, Inc.	Riverside Park Gazebo Refurb	N/A	N/A	Active	\$ 15,550.00	\$ -
My Father's Plan	Ridgely's Delight Cleaning	N/A	N/A	Complete	\$ 16,000.00	\$ 16,000.00
Leveling The Playing Field, Inc	Sports Kit Program Expansion	N/A	N/A	Complete	\$ 20,000.00	\$ 20,000.00
KellyMaven Media	Emancipation Day Marketing	N/A	N/A	Complete	\$ 23,000.00	\$ 23,000.00
Waterfront Partnership of Baltimore, Inc.	Trash Wheel Operations	N/A	N/A	Complete	\$ 23,000.00	\$ 23,000.00
Grow Home, Inc.	Summer 7 on 7 Soccer League	N/A	N/A	Complete	\$ 24,980.00	\$ 24,980.00
Pigtown Climbs	Program Van	N/A	N/A	Complete	\$ 25,000.00	\$ 25,000.00
Pigtown Climbs, Inc.	Site Preparation	N/A	N/A	Complete	\$ 25,000.00	\$ 25,000.00
Mount Clare at Carroll Park Commission	Emancipation Day Wrap-up	N/A	N/A	Complete	\$ 25,647.15	\$ 25,647.15
Cal Ripken Sr. Foundation	BCRP - Badges for Baseball	N/A	N/A	Complete	\$ 26,000.00	\$ 26,000.00
JB Contracting, Inc.	Rowing Club Deck Repair	N/A	N/A	Complete	\$ 26,400.00	\$ 26,400.00
Pigtown Main Street Inc.	Cleaning Pigtown Main Street	N/A	N/A	Active	\$ 26,700.00	\$ 24,956.25
Cal Ripken Sr. Foundation Inc.	Carroll Park Field Site Work	N/A	N/A	Complete	\$ 26,797.00	\$ 26,797.00
JMT Global, Inc. dba Fastsigns 131001	Pigtown Main Street Signage	N/A	N/A	Complete	\$ 27,488.28	\$ 27,488.28
Kahil El' Zabar, LLC	Consultant for MCCPC	N/A	N/A	Complete	\$ 30,000.00	\$ 30,000.00
Spirit Groove Project/Lucy Slivinski	Emancipation Day Talent Mgmt.	N/A	N/A	Complete	\$ 30,000.00	\$ 30,000.00
Cal Ripken Sr. Foundation	BGC - Badges for Baseball	N/A	N/A	Complete	\$ 31,000.00	\$ 31,000.00
EnviroCollab, LLC	Conway Street Park Design	N/A	N/A	Complete	\$ 32,660.00	\$ 32,660.00
Waterfront Partnership of Baltimore	Parks Landscaping	N/A	N/A	Complete	\$ 32,857.39	\$ 32,857.39

Pinehurst Landscape Company, Inc.	PTMS '23 Lands. Maintenance	N/A	N/A	Complete	\$ 35,247.10	\$ 35,247.10
Elev8 Baltimore Inc	Experience Corps Program	N/A	N/A	Active	\$ 38,000.00	\$ 25,410.99
Katea Stitt	Mt. Clare Commission Consult.	N/A	N/A	Complete	\$ 40,000.00	\$ 40,000.00
Able Contractors, Inc.	Gazebo Roof Repair	N/A	N/A	Complete	\$ 41,000.00	\$ 41,000.00
Pinehurst Landscape Company, Inc.	FHMS Landscaping Services	N/A	N/A	Complete	\$ 41,654.96	\$ 41,654.96
Mount Clare at Carroll Park Commission	Emancipation Day Vendors	N/A	N/A	Active	\$ 41,978.18	\$ 40,278.18
Cal Ripken Sr. Foundation	CHEF - Badges for Baseball	N/A	N/A	Complete	\$ 43,000.00	\$ 43,000.00
Active Social Communities dba Volo Kids F	Youth Sports Programs	N/A	N/A	Complete	\$ 43,000.00	\$ 43,000.00
Pigtown Climbs	Long Term Space Lease	N/A	N/A	Complete	\$ 44,000.00	\$ 44,000.00
Living Classrooms Foundation, Inc.	Waste Management Truck	N/A	N/A	Complete	\$ 44,947.82	\$ 44,947.82
Active Social Communities dba Volo City K	Fall 2022 Sports Programs	N/A	N/A	Complete	\$ 48,000.00	\$ 48,000.00
Cherry Hill Eagles Foundation, Inc.	Operating Expenses	N/A	N/A	Complete	\$ 48,500.00	\$ 48,500.00
Grow Home, Inc.	Youth Sports Programs	N/A	N/A	Complete	\$ 49,144.86	\$ 49,144.86
Cherry Hill Eagles Foundation, Inc.	Program Personnel Expenses	N/A	N/A	Complete	\$ 49,625.00	\$ 49,625.00
My G.I.R.L.S., Inc.	Reign Supreme	N/A	N/A	Complete	\$ 49,800.00	\$ 49,800.00
City of Baltimore	800 Block Battery Ave Lights	N/A	N/A	Complete	\$ 67,540.00	\$ 67,540.00
Baltimore Urban Baseball Association	Program Rent and Stipends	N/A	N/A	Complete	\$ 75,000.00	\$ 75,000.00
My Father's Plan	Federal Hill Cleaning	N/A	N/A	Complete	\$ 99,000.00	\$ 99,000.00
Parks and People Foundation, Inc.	Solo Gibbs Playground	N/A	N/A	Complete	\$ 99,900.00	\$ 99,900.00
Waterfront Partnership of Baltimore	Fed Hill & RB Park Landscape	N/A	N/A	Active	\$ 109,175.36	\$ 63,685.65
Waste Management	My Fathers Plan	N/A	N/A	Complete	\$ 259,466.00	\$ 259,466.00
Youth Resiliency Institute	4th of July	N/A	N/A	Complete	\$ 282,110.00	\$ 282,110.00
Living Classrooms	Street Cleaning Southwest	N/A	N/A	Active	\$ 385,866.64	\$ 198,516.75
MCN Build, Inc.	Carroll Park Rec Center Reno	N/A	N/A	Active	\$ 3,270,475.00	\$ 2,384,244.32
Enhanced Services (FY 2024)						
Federal Hill Main Street	Roadblock Project	N/A	N/A	Cancelled	\$ -	\$ -
Pigtown Main Street	Horseshoe Pit Mural Update	N/A	N/A	Active	\$ 1,500.00	\$ -
God's Best Family	Youth Yoga Program	N/A	N/A	Active	\$ 1,800.00	\$ 900.00
Baltimore Tree Trust, Inc.	Barre Circle Tree Tending	N/A	N/A	Complete	\$ 1,870.00	\$ 1,870.00
Pinehurst Landscape Company	FHMS Planter Mitigation	N/A	N/A	Complete	\$ 1,885.55	\$ 1,885.55
Historic Sharp Leadenahll	Heritage Festival	N/A	N/A	Complete	\$ 2,856.00	\$ 2,856.00
My Fathers Plan	New tires for 3 vehicles	N/A	N/A	Complete	\$ 3,363.95	\$ 3,363.95
Maryland Materials Playground Maintenance	GWES Shade Structure	N/A	N/A	Complete	\$ 4,000.00	\$ 4,000.00
Southwest Sports and Fitness Alliance	Sowebo Landmark 5k	N/A	N/A	Complete	\$ 5,000.00	\$ 5,000.00
Janney Painting, Inc	Key Hwy Fort Ave Bridge Walls	N/A	N/A	Active	\$ 5,000.00	\$ -
Southwest Community Council, Inc. dba Cit	CP Gateway Construction Docs	N/A	N/A	Complete	\$ 6,500.00	\$ 6,500.00
Pinehurst Landscape Company	FHMS Tree Planting	N/A	N/A	Active	\$ 8,250.00	\$ -
Donovan Landcare	BarCir Mowing Leaf Pick Up	N/A	N/A	Active	\$ 10,000.00	\$ -
SCRAP B-More	Creative Reuse Craft Events	N/A	N/A	Active	\$ 10,788.00	\$ -
Pinehurst Landscape Company	PTMS Planters	N/A	N/A	Active	\$ 11,890.78	\$ -
My Fathers Plan	Ridgely's Delight cleaning	N/A	N/A	Active	\$ 12,000.00	\$ 2,000.00
Westport Patriots Organization	Tournament Charter Bus	N/A	N/A	Complete	\$ 15,300.00	\$ 15,300.00
Housing Authority of Baltimore City	Cherry Hill Homes Goalphers	N/A	N/A	Complete	\$ 19,500.00	\$ 19,500.00
Westport Community Economic Development A	Annapolis Rd. Traffic Calming	N/A	N/A	Complete	\$ 20,000.00	\$ 20,000.00
Baltimore City Rec and Parks Youth Sports	Youth Sports Equipment	N/A	N/A	Active	\$ 20,000.00	\$ 5,654.00
Federal Hill Main Street	Website and Branding	N/A	N/A	Active	\$ 20,000.00	\$ 5,950.00
Westport Patriots Organization	Football Equipment	N/A	N/A	Active	\$ 21,000.00	\$ 20,850.00
Grow Home, Inc.	FOCP Music Series Summer 2023	N/A	N/A	Complete	\$ 23,300.00	\$ 23,300.00
Historic Sharp Leadenhall	Historic Neighborhood Banners	N/A	N/A	Complete	\$ 24,475.00	\$ 24,475.00
Leveling the Playing Field	Youth Sports Kits & Ops Supp	N/A	N/A	Active	\$ 25,000.00	\$ -
Cal Ripken Sr. Foundation, Inc.	BCRP Program in Cherry Hill	N/A	N/A	Active	\$ 26,000.00	\$ -
Grow Home, Inc.	Youth Leadership	N/A	N/A	Active	\$ 27,500.00	\$ 5,059.50
Pigtown Main Street	SWILL Program, Cleaning	N/A	N/A	Active	\$ 29,100.00	\$ -
Cal Ripken Sr. Foundation, Inc.	Program w/Boys and Girls Club	N/A	N/A	Active	\$ 31,000.00	\$ -
ECS Mid-Atlantic, LLC	CP Rec Ctr Testing+Inspection	N/A	N/A	Active	\$ 31,260.00	\$ 24,416.25
Southwest Partnership, Inc.	Carey St Bridge BGE Meter	N/A	N/A	Complete	\$ 38,775.00	\$ 38,775.00

Pinehurst Landscape Company	FHMS Landscape Maintenance	N/A	N/A	Active	\$ 42,185.67	\$ 7,600.00
Lakeland Community Association Partnershi	Neighborhood Programs	N/A	N/A	Active	\$ 42,669.20	\$ -
Cal Ripken Sr. Foundation, Inc.	Program w/CHEF	N/A	N/A	Active	\$ 43,000.00	\$ -
EnviroCollab	Conway St. Park Ph. II Design	N/A	N/A	Active	\$ 44,020.00	\$ 24,259.25
Federal Hill Main Street	Operating Support	N/A	N/A	Active	\$ 45,000.00	\$ 30,000.00
Pinehurst Landscape Company	PTMS Landscape Maintenance	N/A	N/A	Active	\$ 45,241.20	\$ 7,524.43
Active Social Communities dba Volo City K	Youth Sports Programs	N/A	N/A	Complete	\$ 46,000.00	\$ 46,000.00
Waterfront Partnership of Baltimore, Inc.	Trash Wheel Operations	N/A	N/A	Active	\$ 46,000.00	\$ -
Grow Home, Inc.	Sports Program	N/A	N/A	Active	\$ 48,800.00	\$ 18,610.55
My G.I.R.L.S., Inc.	Operating Support	N/A	N/A	Complete	\$ 49,500.00	\$ 49,500.00
Cherry Hill Eagles Foundation, Inc.	Program Personnel Expenses	N/A	N/A	Active	\$ 49,500.00	\$ 49,063.74
Cherry Hill Eagles Foundation, Inc.	Operating Expenses	N/A	N/A	Active	\$ 49,500.00	\$ 40,832.45
Westport Patriots Organization	Youth Sports Programs	N/A	N/A	Complete	\$ 68,100.00	\$ 68,100.00
My Fathers Plan	FedHill, RBaker Park Cleaning	N/A	N/A	Active	\$ 82,000.00	\$ 9,332.00
Baltimore Urban Baseball Association	Rent and Coaching Stipends	N/A	N/A	Active	\$ 88,500.00	\$ 44,250.00
Active Social Communities dba Volo City K	Kids Youth Sports Program	N/A	N/A	Active	\$ 150,000.00	\$ -
My Fathers Plan	Waste Management	N/A	N/A	Active	\$ 259,466.00	\$ 29,282.00
Youth Resiliency Institute	4th of July Festival	N/A	N/A	Active	\$ 262,110.00	\$ -
Rummel, Klepper, and Kahl, LLP	Florence Cummins Design Ph. 2	N/A	N/A	Active	\$ 382,378.83	\$ -
Transformational Projects (FY 2018)						
Parks and People Foundation	Middle Branch Waterfront Plan	N/A	N/A	Complete	\$ 150,000.00	\$ 150,000.00
BCRP	Middle Branch Fitness and Wel	N/A	N/A	Complete	\$ 1,000,000.00	\$ 1,000,000.00
Transformational Projects (FY 2019)						
Cherry Hill Development Corporation	Cherry Hill FY19 CDC Operatin	N/A	N/A	Complete	\$ 300,000.00	\$ 300,000.00
Transformational Projects (FY 2020)						
SBGP	South Baltimore GO! Pilot	N/A	N/A	Cancelled	\$ -	\$ -
SBGP	Grocery Access Pilot	N/A	N/A	Complete	\$ 11,279.00	\$ 11,279.00
James Corner Field Operations	Mid. Br. Wtrfrnt Design, Imp.	N/A	N/A	Complete	\$ 20,000.00	\$ 20,000.00
SBGP	Mid. Br. Wtrfrnt Design, Imp.	N/A	N/A	Complete	\$ 132,467.70	\$ 132,467.70
Westport CEDC	Harbor West CDC Op. Fund	N/A	N/A	Complete	\$ 218,767.00	\$ 218,767.00
Southwest Partnership, Inc.	Pigtown FY20 CDC Operating Fun	N/A	N/A	Complete	\$ 299,986.00	\$ 299,986.00
Mahan Rykiel Associates, Inc.	Reimagine MB (DNR & SBGP)	N/A	N/A	Complete	\$ 344,824.58	\$ 344,824.58
BCRP	Middle Branch Fitness and Well	N/A	N/A	Complete	\$ 1,200,000.00	\$ 1,200,000.00
Transformational Projects (FY 2021)						
James Corner Field Operations	Task 2 Bridge Contract	N/A	N/A	Complete	\$ 1,073.00	\$ 1,073.00
Parks and People Foundation	Mid Br Master Plan Consulting	N/A	N/A	Complete	\$ 2,348.68	\$ 2,348.68
Westport Community Economic Development C	City-Food Access	N/A	N/A	Complete	\$ 3,000.00	\$ 3,000.00
Black Yield Institute	BYI Operations Support	N/A	N/A	Complete	\$ 18,721.26	\$ 18,721.26
SBGP	Reimagine MB Fellowship	N/A	N/A	Complete	\$ 36,000.00	\$ 36,000.00
James Corner Field Operations	Mid Br Master Plan Tasks 2-4	N/A	N/A	Complete	\$ 1,432,663.53	\$ 1,432,663.53
Transformational Projects (FY 2022)						
Environmental Justice Journalism Initiati	Community Aquaculture Program	N/A	N/A	Complete	\$ 39,990.01	\$ 39,990.01
Universtiy of Maryland Center for Environ	MB Water Quality Sonde	N/A	N/A	Complete	\$ 67,163.00	\$ 67,163.00
SBGP	Reimagine MB Plan & Projects	N/A	N/A	Active	\$ 124,416.33	\$ -
James Corner Field Operations, LLC	MB Footbridge Feas. Study	N/A	N/A	Complete	\$ 367,010.00	\$ 367,010.00
James Corner Field Operations, LLC	Westport Waterfront Design	N/A	N/A	Active	\$ 670,460.00	\$ 307,901.16
GreenTrust Alliance, Inc.	MB Resiliency Site 5A	N/A	N/A	Active	\$ 5,100,000.00	\$ 1,759,615.72
Transformational Projects (FY 2023)						
Parks & People, Inc.	BI Sox Park Feasib'lty Anlsys	N/A	N/A	Complete	\$ 15,000.00	\$ 15,000.00
Robertson Design LLC, dba Cap Ex Advisory	CDF Criteria/Comms Developmnt	N/A	N/A	Active	\$ 43,150.00	\$ 13,712.50
James Corner Field Operations, LLC	JFCO Task 4 Add'l Services	N/A	N/A	Complete	\$ 75,000.00	\$ 75,000.00
Parks & People, Inc	BI Sox Park Implement: Ph 1	N/A	N/A	Active	\$ 188,583.40	\$ 84,009.73
GreenVest, LLC	MHH Wetlands Restoration 1	N/A	N/A	Complete	\$ 650,000.00	\$ 650,000.00
SBGP	Community Development Fund	N/A	N/A	Active	\$ 2,244,375.03	\$ -
GreenVest, LLC	Phase 1 Engineering & Design	N/A	N/A	Active	\$ 5,137,555.83	\$ 1,698,381.90
GreenVest, LLC	MHH Wetlands Restoration 2	N/A	N/A	Active	\$ 6,468,000.00	\$ 1,637,140.00

Transformational Projects (FY 2024)							
Harbor Boating, Inc. d/b/a Baltimore Wate	Boat Around the Middle Branch	N/A	N/A	Active	\$ 10,000.00	\$ 2,000.00	
GreenTrust Alliance, Inc.	MB Marine Debris – Phase I	N/A	N/A	Active	\$ 31,550.00	\$ 26,334.08	
Youth Resiliency Institute	MB Park Winter Activation	N/A	N/A	Complete	\$ 49,900.00	\$ 49,900.00	
James Corner Field Operations, LLC	MB Trail Shore Enhancements	N/A	N/A	Complete	\$ 49,950.00	\$ 49,950.00	
Environmental Justice Journalism Initiati	EJJI Programming	N/A	N/A	Active	\$ 86,600.00	\$ -	
Site-Insight, LLC	Community Dev Fund Consultant	N/A	N/A	Active	\$ 98,375.00	\$ 5,740.00	
Environmental Justice Journalism Initiati	Invasive Fish Species Bounty	N/A	N/A	Active	\$ 100,000.00	\$ -	
Collado Holding Group, LLC	Grocery Store Equipment	N/A	N/A	Complete	\$ 200,000.00	200000	
B&O Railroad Museum, Inc.	Museum Transformation	N/A	N/A	Active	\$ 1,000,000.00	\$ -	
GreenVest, LLC	Patapsco Delta Potee St Wetlan	N/A	N/A	Active	\$ 4,987,427.00	\$ 85,345.19	