

SOUTH BALTIMORE
GATEWAY PARTNERSHIP



South Baltimore Gateway Community
Impact District Management Authority d/b/a
South Baltimore Gateway Partnership

Quarterly Report

Second Quarter of Fiscal Year 2024, October – December 2023

Brad Rogers, Executive Director
www.sbgpartnership.org
1-30-2024

Legal Note

By law, the South Baltimore Gateway Partnership is not an agency of the City of Baltimore or the State of Maryland. Similarly, by law, South Baltimore Gateway Partnership employees and officers are neither officers nor agents of the City or State.

The South Baltimore Gateway Partnership voluntarily reports on its activities so that members of the general public, including elected and public officials, community leaders and other partners, can learn about its work. While the South Baltimore Gateway Partnership complies in full with all statutory obligations, neither this report nor others like it were prepared in response to any statutory reporting requirement. Nor were these reports created for the purpose of requesting review or approval from any public body, agency, department, board, officer, or official. Any distribution of these reports to any public body, agency, department, board, officer, or official via an established formal submission protocol is done merely for convenience and not as an express or implied request for approval or review.

Table of Contents

I.	Executive Summary	1
II.	Background and Governance	4
	A. Background	4
	B. Governance	4
III.	Activity this Quarter	6
	A. Community Grants	6
	B. Enhanced Services	13
	C. Transformational Projects	16
	D. Overhead and Administration	20
IV.	Exhibits	26
	A. Update on the FY24 Financial Plan	27
	B. Impact Investments Report	31
	C. Program Activity Metrics	32
	D. Summary of Projects	34

I. Executive Summary

The South Baltimore Gateway Partnership (“SBGP”) prepares these quarterly reports to maintain high standards for accountability and transparency. SBGP wants to make sure that members of the general public understand what SBGP is working on and why that work is important.

During the last quarter, SBGP continued to administer Community Grants awarded during the first 11 grant cycles, announced and began onboarding Community Grants awarded during the Summer 2023 grant cycle, and began planning and outreach for the Winter 2024 grant cycle. SBGP also continued holding free “Keys to Capacity” professional development roundtables and workshops, as well as its new program of peer-to-peer mentoring meetings between the Executive Directors of selected grantees and SBGP’s Executive Director. Providing technical assistance alongside financial assistance is a critical part of building a robust network of strong local organizations working in neighborhoods across the District.

SBGP also continued implementing its Enhanced Services for improvements to and the activation of parks, recreation centers, and public spaces across the South Baltimore Gateway District. For example, SBGP continues to make progress on the renovation of the Carroll Park Recreation Center, which is scheduled to be complete in the summer of 2024. SBGP has now entered into the second phase of design for Florence Cummins Park and is wrapping up design on what will be a newly renovated plaza in Conway Street Park located in the Ridgely’s Delight neighborhood. SBGP is entering into its third year of providing additional waste management services throughout the district, focusing on keeping parks clean and safe for use. From investments in capital projects to youth programs, Enhanced Services continues to ensure South Baltimore residents have some of the best parks and main streets in Baltimore.

In addition, SBGP saw significant progress on its Transformational Projects. SBGP was awarded almost \$3 million for wetland design and construction from the National Fish and Wildlife Foundation (NFWF) through their National Coastal Resilience Fund (NCRF), bringing the total raised for wetland restoration to approximately \$56 million. This will include funds to start the design work for new wetlands at Smith Cove. The first site to be constructed will be the Hanover Street Wetlands, located northeast of the intersection of Hanover Street and Frankfurst Avenue in Brooklyn, which is still expected to secure its construction permits in the first quarter of calendar year 2024.

SBGP continues to actively fundraise for this wetland restoration work, with more than \$50 million in additional grant applications now outstanding. SBGP has now been invited to be the lead applicant in a regional grant application called the Patapsco Resilience Collaborative, bringing together Baltimore City, Baltimore County, Anne Arundel County, and Howard County. If funded, this project will not only provide tens of millions of dollars for nature-based resiliency projects around

the region (including in South Baltimore), but also create a regional structure for collaboration at a watershed level across the coastal zone of the Patapsco.

Now that the condemnation lawsuit over the ONE Westport development parcel has been resolved, SBGP is also working to restart design work on the new waterfront park and trail that will be created on the Westport shoreline. SBGP anticipates that design work, which has already reached the concept phase, will start again in January. As always, community participation in the design process is crucial for its success.

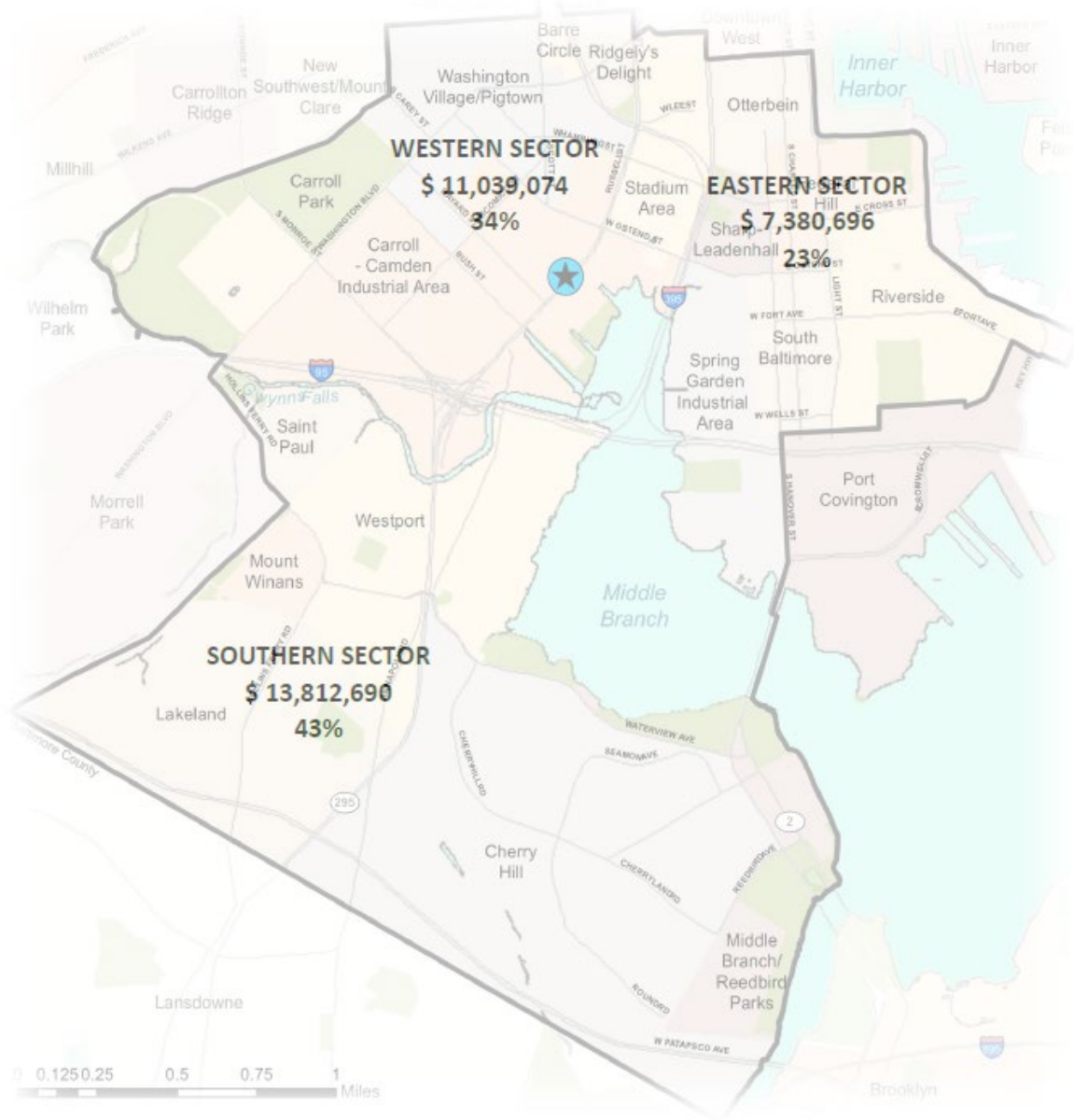
The Black Sox Park project, led by Parks & People with funding from SBGP, also continues to move forward. The preliminary stages of this work involve working with Coppin State University (and potentially other HBCUs) to gather primary research on the lives and histories of great South Baltimore sports players. This data, in turn, will form the basis for the design of monuments and interpretive materials. An undergraduate course at Coppin will begin in January. Meanwhile, project leaders will participate in the soon-to-restart Westport Waterfront Park design process.

SBGP also continued to work on establishing a native plant nursery for the Middle Branch and is including funding for this project in the Patapsco Resilience Collaborative grant application.

At the same time, SBGP continued to plan for its future. SBGP selected three applicants to fill vacant or new positions with the organization, each of whom should begin work in January.

SBGP's priority has remained to expend funds according to its financial plans and invest in its communities in a way that is strategic, disciplined, equitable, and well-documented. To date, SBGP has committed approximately \$31.0 million of core intergovernmental Local Impact Grant funds to projects across the District, ranging from small community grants to large capital projects. An additional \$8.1 million of projects were in development for a total mobilization of approximately \$39.1 million. Reflecting SBGP's commitment to an equitable model of investing, approximately 77 percent of core program funding to date has been invested in low-income communities and communities of color within the District.

**SBGP Core Projects Encumbered To Date, By Sector
as of 12/31/2023**



SBGP is pleased to share its progress and report on its activity during the second quarter of Fiscal Year 2024.

II. Background and Governance

Although SBGP is not required by law to produce reports of its activities, it is nonetheless committed to maintaining the highest standards of transparency and accountability. As a result, SBGP has elected to produce quarterly reports detailing its work and makes those reports publicly available. This quarterly report also serves as an update on the FY24 SBGP Financial Plan.

A. Background

SBGP was established in 2016 to help implement the South Baltimore Gateway Master Plan, a sweeping plan to improve neighborhoods near the Horseshoe Casino Baltimore, with funding provided by the Local Impact Grants generated by video lottery terminals. Under its Strategic Plan, SBGP works to improve the vitality of its communities by focusing on three crucial elements of the South Baltimore Gateway Master Plan: Community Development and Revitalization, Environmental Sustainability, and Health and Wellness. To achieve the agenda laid out in the Strategic Plan, SBGP has established three interrelated program areas: Community Grants, Enhanced Services, and Transformational Projects.

Additional background information can be found on the [SBGP website](#) and in SBGP's prior [quarterly reports](#).

B. Governance

SBGP is governed by a Board of Directors composed primarily of residents and business representatives from across the District, follows a well-conceived strategic plan, and works within an annual budget.

The SBGP Board of Directors meets at least six times each calendar year. During calendar year 2023, the Board met 12 times, including three meetings during the last quarter on October 18, 2023; November 15, 2023; and December 13, 2023. In addition to regular board meetings, the Executive, Finance, Program, Communications, Governance and Nominating, and Strategic Planning Committees continued to meet as needed and report to the full Board.

During the last quarter, SBGP worked on two additional steps to continue to improve its governance structures and procedures to ensure transparency, accountability, and ethical integrity.

First, SBGP's Board Chair was term-limited at the end of the year, so Themar Long was appointed as SBGP's new Board Chair effective January 1, 2024 and SBGP began planning for the transition.

Second, since it has been extremely valuable to have the input and coordination of councilmembers representing the SBGP District on the SBGP Board, Councilwoman Phylcia Porter and Councilman Eric Costello sponsored a City ordinance appointing

those councilmembers as ex officio members of the SBGP Board. The ordinance was approved and awaiting signature by the Mayor. SBGP may update its bylaws, including to reflect the Councilmembers as ex officio Board members, once the ordinance is signed. Neither of the proposed redistricting plans would impact the SBGP District representation. A current list of SBGP Board members can always be found at <https://sbgpartnership.org/about/#board>.

III. Activity this Quarter

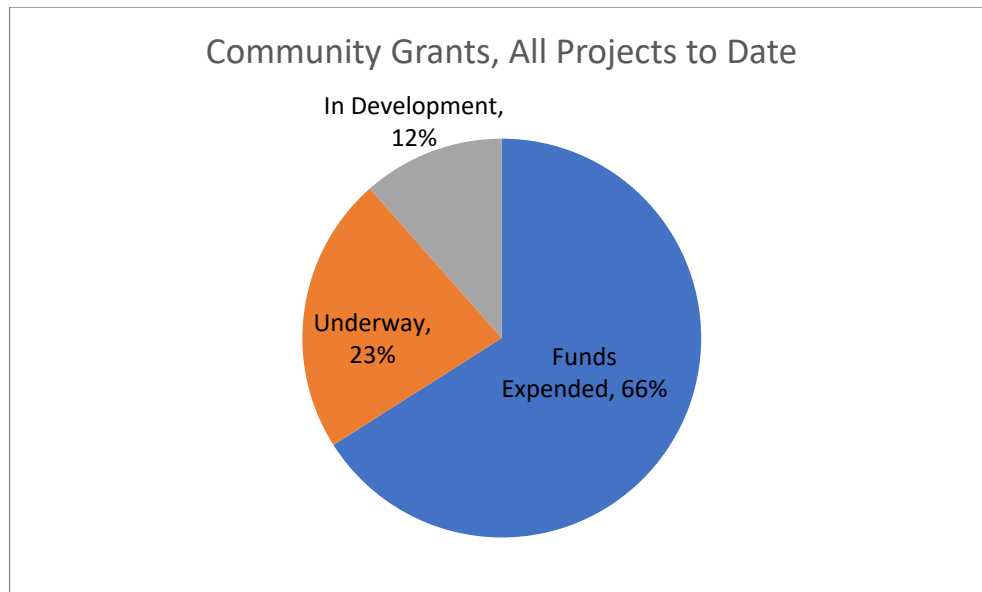
A. Community Grants

Through its grantmaking, SBGP continued to empower community and nonprofit partners, providing the resources they need to make change happen across the District.

During the last quarter, SBGP continued to administer Community Grants awarded during the first 11 grant cycles, announced and began onboarding Community Grants awarded during the Summer 2023 grant cycle, and began planning and outreach for the Winter 2024 grant cycle. Since inception, SBGP has awarded 271 Community Grants totaling \$6,159,134, including:

- 8 Spark Grants totaling \$14,580.
- 112 Small Grants totaling \$488,469.
- 114 Medium Grants totaling \$3,567,504.
- 28 Large Grants totaling \$1,989,435.

SBGP has also provided a small amount of emergency grant funds to support important neighborhood events and causes in need of short-term funding support. An additional \$800,000 of projects were in development, and SBGP had expended \$4,594,551 on all Community Grants awarded to date as of December 31, 2023. The funds for projects in development will be awarded during the Winter 2024 grant cycle.



Throughout the grant administration process, SBGP continued providing ongoing support and assistance to grantees. SBGP also continued holding free “Keys to Capacity” professional development roundtables and workshops that have been well

attended by grantees and community leaders. Providing technical assistance alongside financial assistance is a critical part of building a robust network of strong local organizations working in neighborhoods across the District.

See the ‘Summary of Projects’ exhibit for a list and details of Community Grants. Additional details of Community Grants, including updates on specific projects, are available upon request.

1. FY24 Grant Cycles

- a. Winter 2024/Cycle 13

SBGP began planning and outreach for its 13th grant cycle, which opened subsequent to the quarter end on January 2, 2024 and has a grant application deadline of February 29, 2024.

To make the grant cycle easier and more successful for grantees and SBGP, SBGP continued to streamline the application and grantmaking process and provide technical assistance and resources to applicants and grantees. SBGP reviewed and updated its grants guidance and submission templates and continued to update its website to provide additional grant resources and make Community Grants information easier to find. SBGP has also worked to improve the nonvisual accessibility of these resources.

All grant applications will be submitted through SBGP’s online application portal to ensure that all information is kept securely in one place and remains accessible online by all reviewers. Support will be provided to any applicants that find the online portal cumbersome.

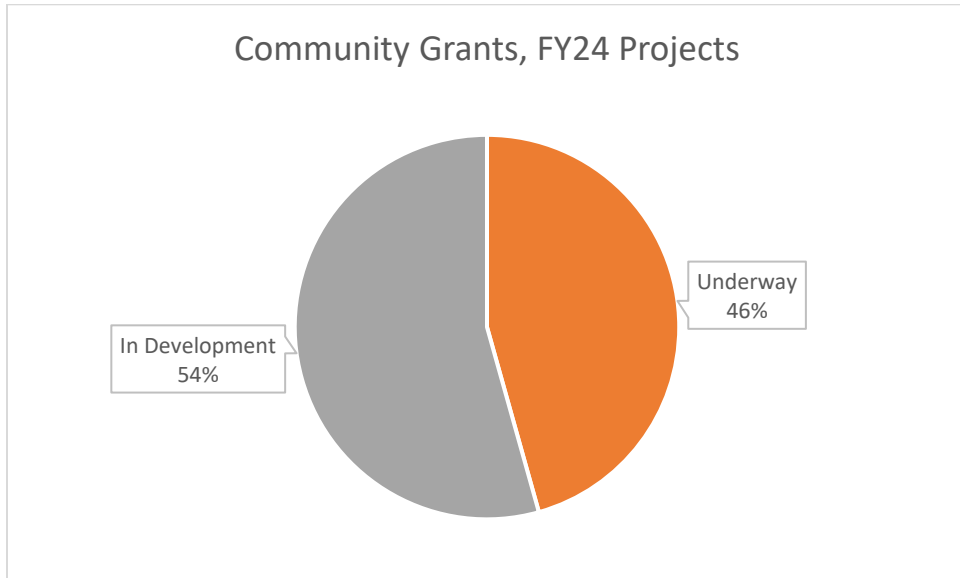
SBGP’s Community Grants staff also continues to provide ongoing support and assistance to all grant applicants, helping them to communicate their thoughts persuasively and effectively in their applications. Community Grants Support Sessions are scheduled for January and February 2024 leading up to the grant application deadline.

- b. Summer 2023/Cycle 12

Following the August 25, 2023 grant application deadline, SBGP staff and the Program Committee conducted a thorough and extensive review of all grant applications received and developed a recommended portfolio of grants according to the process and evaluation criteria laid out in the SBGP Grants Manual. This 12th cycle of grant funding was highly competitive. Of a total of 45 applications requesting over \$2.3 million, the Board approved 26 grants totaling \$671,918, including:

- 1 Spark Grant for \$1,400.
- 4 Small Grants totaling \$17,400.
- 21 Medium Grants totaling \$653,118.

All grantees were required to attend information sessions in November 2023 where the grant terms and conditions and fund disbursement process were explained. SBCP then began working with grantees to help them satisfy the administrative grant conditions and begin implementing their projects. All of the projects are underway.



During the last quarter, Federal Hill Main Street started its grant project and provided a variety of types of business and resident support including increased advertising with local papers such as the Peninsula Post and Baltimore Harbor Guide as well as tabling community events. Federal Hill Main Street hosted a Twilight Madness local business holiday shopping event, a Halloween event with a costume contest, and Frost Fest, a community holiday event with Santa that served 350 children. Lastly, Federal Hill Main Street was able to complete the lights on Cross Street in December. The lights are color changing and offer the street an intimate and marked feeling for the pedestrian designated area.

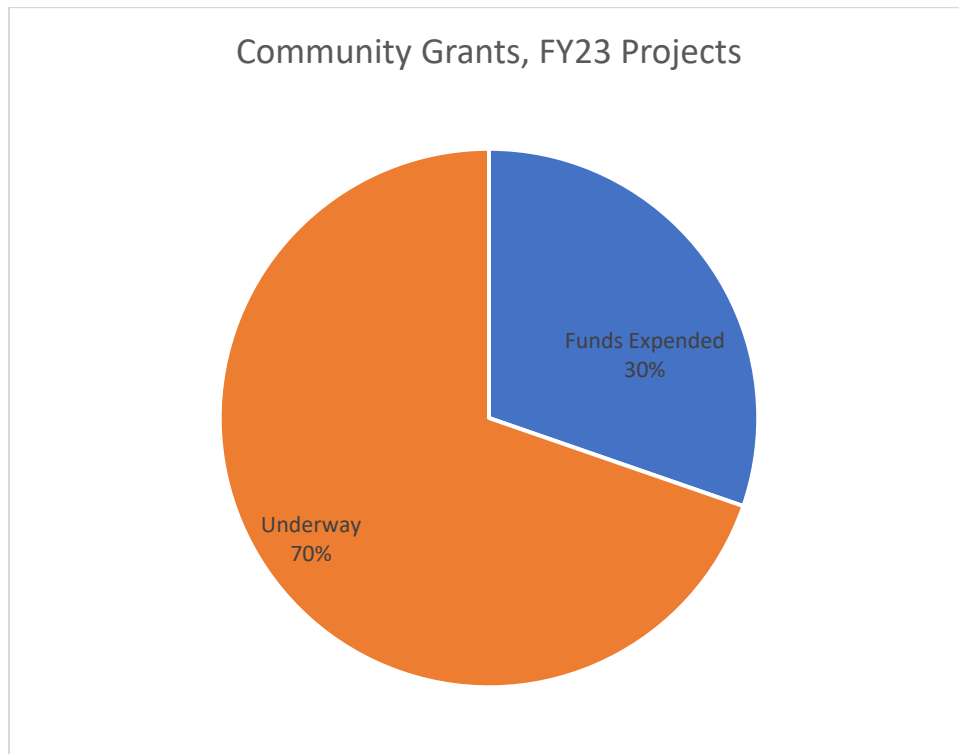


2. FY23 Grant Cycles – Summer 2022 and Winter 2023/Cycles 10 and 11

SBGP continued administering 39 grants totaling \$986,848, including:

- 4 Spark Grants totaling \$7,880.
- 12 Small Grants totaling \$52,282.
- 18 Medium Grants totaling \$510,812.
- 5 Large Grants totaling \$415,873.

Seven of the projects have been completed, and 32 projects are underway. SBGP continued working with the grantees to help them complete their important projects.



During the last quarter, the Restoring Inner City Hope (RICH) program launched its RICH Rowing Club and enrolled youth in swimming lessons. RICH continues to provide enriching after-school programs to 60 youth and maintained an impressive average attendance rate of 92 percent over the quarter. In efforts to broaden students' experiences, RICH organized field trips to the University of Maryland Shock Trauma center as well as for youth golf lessons, turkey and food giveaways, and a Secret Santa gift exchange.

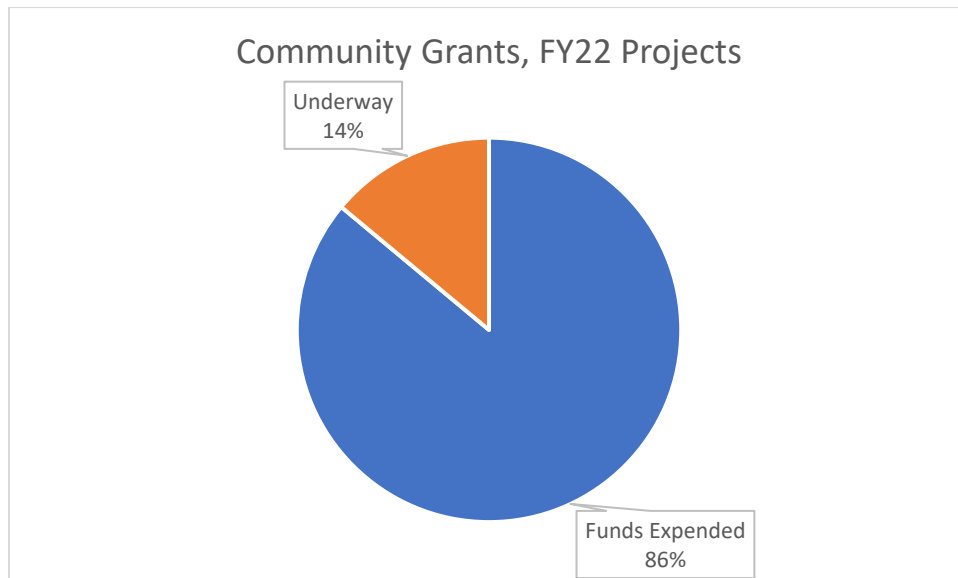


3. FY22 Grant Cycles – Summer 2021 and Winter 2022/Cycles 8 and 9

SBGP continued administering 44 FY22 grants totaling \$1,279,123, including:

- 3 Spark Grants totaling \$5,300.
- 13 Small Grants totaling \$56,257.
- 21 Medium Grants totaling \$726,120.
- 7 Large Grants totaling \$491,446.

Thirty-six of the projects have been completed, and eight projects are underway. SBGP continued working with the grantees with projects still underway to help them complete their important projects.



During the last quarter, St. Barnabas & St. Susanna Coptic Orthodox Church completed its Community Service Coordinator project, which hosted three major mission trips that served the Federal Hill and Sharp-Leadenhall communities. Activities included planting flowers and plants around the church and in the flower beds on Hanover Street leading into the Sharp-Leadenhall community, completing approximately 20 home projects and repairs for elderly residents of Sharp-Leadenhall, volunteering with local organizations Baltimore Station and God's Best Family, hosting a community fun day in a local park with barbeque and a bounce castle for 100 residents, hosting a school supply drive and providing 300 backpacks filled with school supplies as well as free dental checks to community residents and youth, and hosting a toiletries and cleaning goods supply drive for the community serving approximately 75 families.

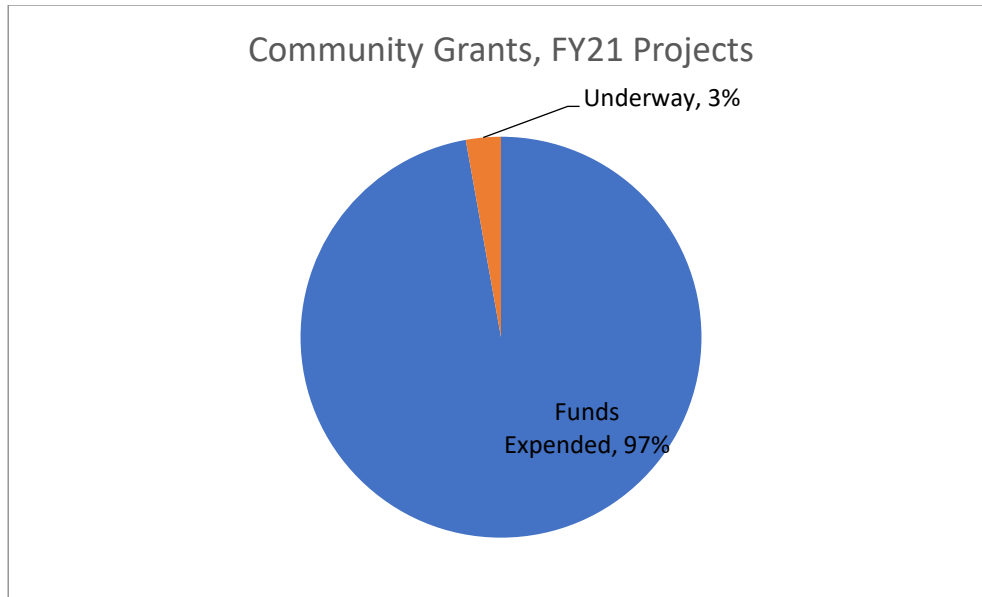


4. FY21 Grant Cycles – Winter 2020 and Winter 2021/Cycles 6 and 7

SBGP continued administering 35 FY21 grants totaling \$965,764, including:

- 7 Small Grants totaling \$32,361.
- 27 Medium Grants totaling \$874,011.
- 1 Large Grant for \$59,392.

Thirty-four of the projects have been completed, and one project – George Washington Elementary School's Outdoor Space – is underway. SBGP continued working with George Washington Elementary School (GWES) to help them complete their important Outdoor Space shade structure project. During the last quarter, GWES ordered materials for the shade structure. They expect to break ground in April 2024. The completed project will provide an outdoor classroom and community gathering space with a sail-style shade structure and seating for 30 people.



5. Technical Assistance and Capacity Building

SBGP is committed to providing communities not only with the resources they need to make positive change but also with the tools and training they need to become increasingly skilled at shaping their own futures.

Since many of the grantees are challenged to quickly satisfy administrative grant conditions, implement their projects, and expend their grant funds, SBGP staff continued to reach out to grantees to provide ongoing support and assistance to all grantees throughout the grant administration and implementation process, helping them to build capacity as they complete their important projects.

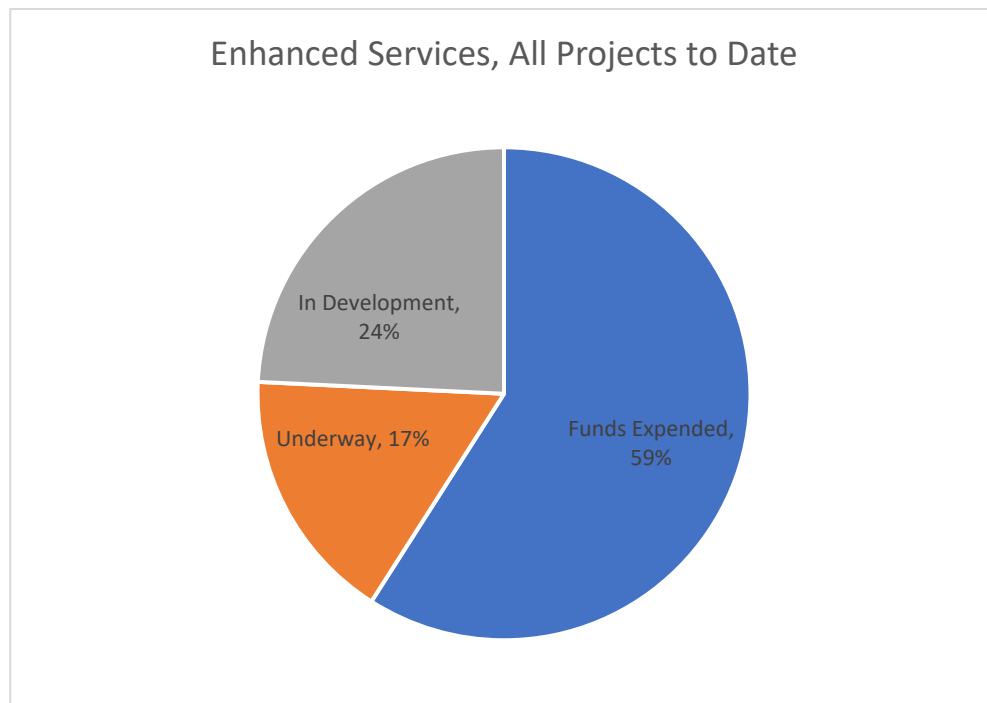
SBGP also continued offering its free “Keys to Capacity” series with the current schedule of professional development workshops continuing through Spring 2024. These gatherings provide an opportunity for grantees, nonprofits, and community partners in the District and Baltimore to collaborate in an informal, moderated setting centered around a changing topic related to nonprofit capacity building. Sessions held over the last quarter included: External Communications, Management and Evaluation, and Resource Development. Attendance at Keys to Capacity workshops has increased year over year, with 47 participants during the last quarter. SBGP also continued with a new program that provides enhanced peer-to-peer mentoring and support to a selected number of grantees. SBGP staff and contracted consultants provided a combined 38 hours of support and technical assistance through this program over the last quarter.

SBGP also continued holding quarterly grantee networking meetings. Networking meetings include a mix of local nonprofit news, open discussion, resources, and presentations from grantees and experts in the field. Last quarter’s networking meeting was held in October 2023 in partnership with Business Volunteers Maryland.

Learn more and register for these and other opportunities at <https://sbgpartnership.org/workshops/>.

B. Enhanced Services

SBGP has made significant progress in supporting communities through the Enhanced Services program. Since inception, SBGP has committed \$14,887,292 to Enhanced Services. An additional \$4,726,797 of projects were in development, and SBGP had expended \$11,608,206 on Enhanced Services to date as of December 31, 2023.



Enhanced Services continues to make progress on the renovation of the Carroll Park Recreation Center, which is scheduled to be complete in the summer of 2024. SBGP has now entered into the second phase of design for Florence Cummins Park and is wrapping up design on what will be a newly renovated plaza in Conway Street Park located in the Ridgely’s Delight neighborhood. SBGP is entering into its third year of providing additional waste management services throughout the district focusing on keeping parks clean and safe for use. From investments in capital projects to youth programs, Enhanced Services continues to ensure South Baltimore residents have some of the best parks and main streets in Baltimore.

See the ‘Summary of Projects’ exhibit for a list and details of Enhanced Services. Additional details of Enhanced Services, including updates on specific projects, are available upon request.

1. Project Implementation and Program Management

SBGP has successfully programmed all Enhanced Services funds through FY23 to date and has already contracted for nearly 40 percent of funding budgeted for FY24 Enhanced Services. With many larger projects about to enter their next phase of implementation, we are looking forward to continuing to deliver tangible results that benefit communities across the district.

Since many of SBGP's Enhanced Services are spent in support of the Baltimore City Department of Recreation and Parks (BCRP), the two organizations have operated under legal agreements that facilitate SBGP's ability to provide grants and donations. It is now time to update those agreements. The Board of Estimates recently approved the first, and the two organizations are now working on the second.

2. Project Highlights

During the last quarter, SBGP invested in a wide range of projects across the District, including park maintenance, landscaping, waste management, and programming.

The Sowebo Landmark 5k was held in October 2023. The Sowebo Landmark 5k had 276 participants (runners and walkers) and 50 volunteers serving as course marshals, and finish line greeters handing out water bottles and medals to every youth participant crossing the finish line.

Volunteers also served as food servers, race prep, and clean-up crews. Among the finish-line greeters were members of the UMBC basketball team.

Of the 276 participants, up from 168 in 2018, 103 or 38 percent were children and youth. There were 11 parents pushing strollers. There is a separate medal category along with the 18 male and female age categories in which they award medals for 1st, 2nd and 3rd place.

Of the participants, 54 percent were male, and 46 percent were female. All youth ran for free, but adult registrations raised \$5,045.30, funds used to support year-round programs. SBGP has been a long-time sponsor of the Sowebo Landmark 5K and looks forward to its continued success.



The Westport Patriots youth football had a very successful fall and followed it up with a tournament in Florida where 23 kids and roughly 20 parents attended. SBGP paid for the bus to take the team to Florida, shuttle the kids around once in Florida, and return them safely to Baltimore. The kids were able to stay at an Airbnb with a pool, which of course they loved. They got to play a lot of arcade games. They had a great time and got to build camaraderie in a new setting. They also got to meet kids

from other places in the country. On the field, the Westport Patriots represented South Baltimore by winning all of their games, including sweeping several teams from Virginia. Coach Melvin Rust said they won “The National Championship.”



The Riverside Gazebo repair and painting addressed the Gazebo in Riverside Park, which was in disrepair. SBGP and Baltimore City Recreation and Parks (BCRP) worked with the Commission for Historical and Architectural Preservation (CHAP) to approve a historically accurate repair, which included painting with historic colors and seen following a careful color pattern, repairing the fascia (the teeth looking woodwork below the roof line), removing and replacing the roof, and refabricating the cast iron collars. To do this project, multiple contractor teams were needed. Able Contractors provided the roof work. Baltimore’s G. Krug and Son, Inc. fabricated the cast iron collars, JB Contracting led the refurbishing work, including the painting and repairing/replacing the fascia. The project was complete enough to be ready to be adorned with festive holiday lighting coupled with a lighting event. To date, just a few minor paint touchups are needed.



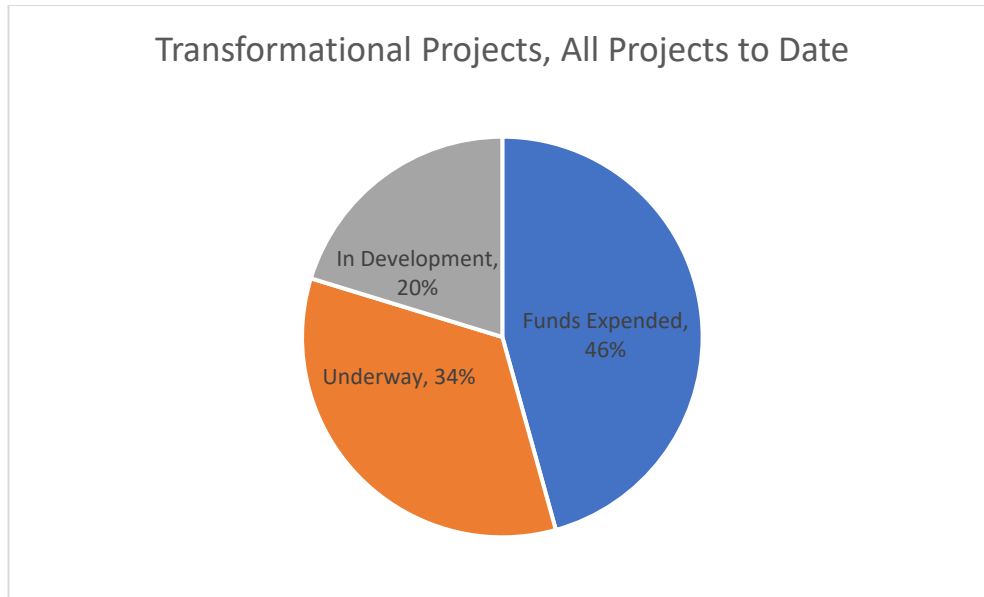
God's Best Family is providing yoga classes to youth participants. They are subcontracting with "Soul Stuff," a company with trained instructors offering youth yoga and wellness programs. Structured for children in grades K-8, the children's holistic wellness program consists of mindfulness and resiliency training through breathwork, body work, and facilitated discussion. The program includes three phases that are curated to maximize success and retention. The program focuses on building confidence, teaching mindfulness to improve self-regulation, and building community. Each phase includes yoga, meditation, breath techniques, and facilitated discussion. SBGP looks forward to continuing to support inventive programs like these that improve the health and wellbeing of youth in the community.



C. Transformational Projects

During the last quarter, SBGP continued administering Transformational Projects underway as well as developing potential future Transformational Projects to bring about dramatic change in the District.

Since inception, SBGP has committed \$34,321,843 to Transformational Projects, including \$11,186,035 of core projects. An additional \$2,564,477 of projects were in development, and SBGP had expended \$11,505,778 on Transformational Projects to date, including \$5,666,325 on core projects, as of December 31, 2023.



The funds for potential projects “in development” are detailed below.

See the ‘Summary of Projects’ exhibit for a list and details of Transformational Projects. Additional details of Transformational Projects, including updates on specific projects, are available upon request.

1. Reimagine Middle Branch

SBGP has continued to drive the Reimagine Middle Branch effort to transform the Middle Branch into Baltimore’s next great waterfront with 11 miles of parks and trails. With the Reimagine Middle Branch Plan officially adopted by the Baltimore City Planning Commission, SBGP has continued to focus on implementation:

- SBGP was awarded almost \$3 million from the National Fish and Wildlife Foundation (NFWF) through their National Coastal Resilience Fund (NCRF).
 - Nearly \$1.3 million will go towards the design of new wetlands and resiliency improvements for Smith Cove, at the corner of Cherry Hill and Westport. This will be the first component of Stage II of the Middle Branch Resiliency Initiative (MBRI).
 - \$1.5 million was provided to support construction of the wetlands surrounding MedStar Harbor Hospital, which are part of State I of the MBRI.
- The first stage of the Middle Branch Resiliency Initiative (MBRI) continues to move forward, protecting the areas around MedStar Harbor Hospital and the BGE Spring Gardens campus with nature-based resiliency infrastructure.

- The first site to be constructed will be the Hanover Street Wetlands, located northeast of the intersection of Hanover Street and Frankfur Avenue in Brooklyn, which is still expected to secure its construction permits in the first quarter of calendar year 2024. A public meeting about this site was held by the Maryland Department of the Environment (MDE) on December 5th. Members of the general public were invited to learn more and ask questions. Only positive comments were presented.
 - The design and permitting work for the wetlands surrounding MedStar Harbor Hospital is now underway. Permits are expected to be secured around the end of calendar year 2024.
 - Design work is also underway for nature-based infrastructure to reduce coastal hazards and treat stormwater at BGE Spring Gardens. Initial permit applications should be submitted later this year.
 - Designs are also continuing for the Patapsco Delta East Wetlands, which are located between Hanover and Potee Streets in Brooklyn. These will be just across the road from the Hanover Street Wetlands and are funded by a grant from NOAA. During this quarter, SBGP submitted another grant application to NOAA requesting funding to restore the wetlands at Patapsco Delta West, which is between Hanover and Potee Streets next to the Middle Branch Fitness and Wellness Center.
 - SBGP continues to actively fundraise for this work, with more than \$50 million in grant applications now outstanding. SBGP has now been invited to be the lead applicant in a regional grant application called the Patapsco Resilience Collaborative, bringing together Baltimore City, Baltimore County, Anne Arundel County, and Howard County. If funded, this project will not only provide tens of millions of dollars for nature-based resiliency projects around the region (including in South Baltimore) but also create a regional structure for collaboration at a watershed level across the coastal zone of the Patapsco.
- Now that the condemnation lawsuit over the ONE Westport development parcel has been resolved, SBGP is working to restart design work on the new waterfront park and trail that will be created on the Westport shoreline. SBGP anticipates that design work, which has already reached the concept phase, will start again in January. As always, community participation in the design process is crucial for its success.
 - The Black Sox Park project, led by Parks & People with funding from SBGP, continues to move forward. The preliminary stages of this work involve working with Coppin State University (and potentially other HBCUs) to gather primary research on the lives and histories of great South Baltimore sports players. This data, in turn, will form the basis for the design of monuments and

interpretive materials. An undergraduate course at Coppin will begin in January. Meanwhile, project leaders will participate in the soon-to-restart Westport Waterfront Park design process.

- SBGP continued to work on establishing a native plant nursery for the Middle Branch and is including funding for this project in the Patapsco Resilience Collaborative grant application.
- SBGP continued to submit large grant applications to various funding entities in order to continue expanding the MBRI.

2. Community Development Fund (CDF)

In FY 2023, SBGP approved \$3.5 million over three fiscal years for a Community Development Fund (CDF) to address vacancies, preserve affordability, support legacy homeowners, and attract investment that furthers neighborhood plans and aspirations. SBGP will also leverage \$1.5 million in other funds from the City of Baltimore and expects to leverage up to \$30 million in additional financing from CDFI partners who have pledged support for this effort. If the project has proven successful after the initial funding period, the SBGP Board of Directors may elect to provide additional funding in future fiscal years.

During the last quarter, SBGP continued working with Site Insight, its previously selected consultant, to develop the fund's strategy and procedures, including investment categories, program criteria, and a program manual. The Fund will support catalytic real estate investments that neither the private market nor the existing sources of public or private subsidy are likely to provide. These include compelling opportunities (emerging projects or acquisition projects) that lack the early-stage predevelopment funds required to become eligible for traditional project financing as well as late-stage (shovel ready) projects that are languishing as they seek to close a final funding gap. Funds will be invested in feasible projects that further the SBGP Strategic Plan in the form of grants to nonprofit organizations. The applications will be accepted on a rolling basis.

SBGP formally announced on October 13th the kickoff of this new program. During the remainder of the quarter, SBGP has been in active communication with nonprofits in its district as well as with private developers about potential development opportunities in its neighborhoods.

3. The B&O Railroad Museum Transformation

Following several months of consideration and a site visit to the B&O Railroad Museum, [SBGP committed \\$1 million](#) to support the planned transformation of the museum. SBGP's funding will support the planned restoration of the South Car Works Building and create open community space as part of the museum's new master plan. This will make the structure the new entrance to the museum and reconfigure its campus flow to face Southwest Baltimore, knitting the museum

seamlessly into the neighborhood of Pigtown and helping its many visitors to enjoy the food and shopping along Pigtown’s beautiful main street.

SBGP is working with the Museum to identify the specific scope of work that will be funded and negotiate a grant agreement.

4. New Grocery Store at Mt. Clare Junction

The State of Maryland awarded SBGP a grant of \$200,000 to help the proposed new grocery store at the Mount Clare Junction Shopping Center purchase new equipment. SBGP has now entered into a sub-grant agreement with the grocery store owner, allowing them to gain access to these funds.

Baltimore City has also committed an additional \$300,000 to this project. It is expected that the grocery store will open for business in approximately the second quarter of 2024.

5. Projects in Development

During the last quarter, SBGP continued developing potential future Transformational Projects to bring about dramatic change in the District. These include the possibility of bringing a major new environmental education center to the Middle Branch, supporting a native plant nursery and job training program, and continuing to support the transformation of Mt. Clare Mansion in Carroll Park.

D. Overhead and Administration

1. Human Resources and Administration

During the last quarter, SBGP hired three new staff people: a Restoration Manager to work on Middle Branch Resiliency Initiative projects; an Operations Manager; and a Senior Operations Manager, to replace Lauren McDade McLaughlin who will be leaving SBGP at the start of the new year. All three staff people will be starting in January.

In addition, SBGP brought on a human resources consulting firm who will begin in the next quarter to review and update the job descriptions for all staff. The consulting firm will also evaluate staff compensation relative to the regional market of comparable positions, to ensure that SBGP remains competitive for the best talent.

The implementation of a new software solution with SmartSimple to streamline workflow processes is still on hold and will likely not resume until sometime after the hiring and onboarding of new staff is complete. Given that two new staff people will be starting on the Operations team in January, this may require waiting until the fourth quarter or potentially even the subsequent fiscal year.

2. Finance

a. Fiscal Management and Procedures

During the last quarter, SBGP continued reviewing its financial position, financial activity, and related procedures with its Finance Committee and Board of Directors. This included monthly and quarterly reviews of the performance of its investment in a very low risk passive ultra-short U.S. Treasury strategy. Over the course of the quarter, SBGP made minor modifications, such as upgrading its money market account to earn a slightly higher rate.

The Operations team also worked with program staff to begin rolling out the updated procedures for expenditure tracking that were adopted last quarter. This will expand in the next quarter, as new staff members start work.

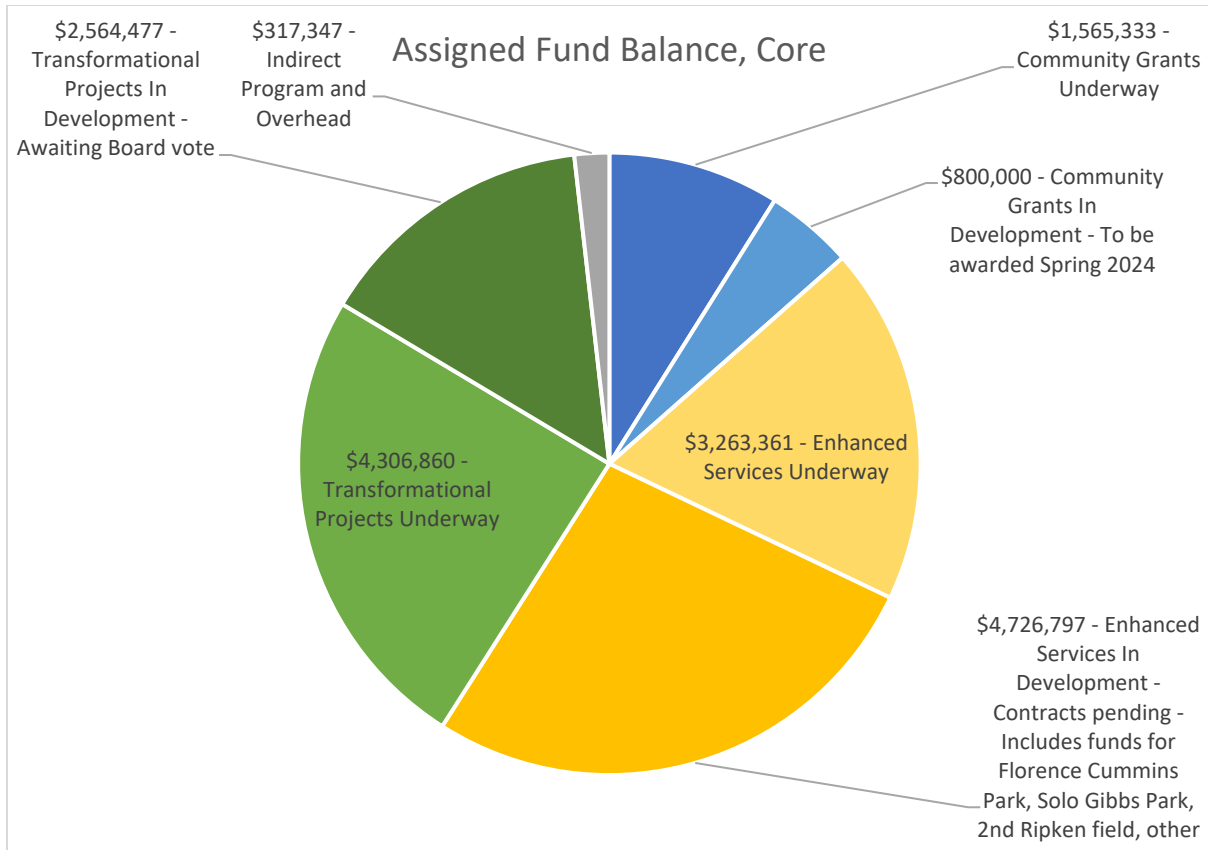
b. Update on the FY24 Financial Plan

The FY24 budgeted revenues are somewhat conservative compared to actual FY22 and FY23 revenues. As a result, and as with prior years, the SBGP staff, Finance Committee, and Board will monitor performance monthly and consider any potential budget revisions as needed.

(SBGP submitted its FY24 Financial Plan to its assigned liaison in the Mayor's Office on April 28, 2023 for submission to the Board of Estimates. Board of Estimates approval is still pending.)

Consistent with its current, somewhat conservative financial plan, revenues were ahead of budget as of December 31, 2023. Expenses were also technically ahead of budget as of December 31, 2023 since SBGP spent funds budgeted for FY24 as well as funds rolled over from previous fiscal years. (Since many projects take a year or more to complete, not all funds assigned in a given fiscal year will be spent within that year.) SBGP will not commit or spend more FY24 funds than budgeted.

SBGP has budgeted/allocated its planned revenues for the remainder of FY24 and remains committed to expending those funds according to its financial plans and investing in its communities. As of December 31, 2023, SBGP had \$17,744,176 assigned/encumbered for projects underway and in development and other future expenses, and no unassigned fund balance. The entire assigned fund balance was for work funded with core casino Local Impact Grants. Total Assets does not yet include \$12,874,854 of supplemental grant funding. These funds will be recorded as receivables and revenue once the conditions of the grants are satisfied or as expenditures are incurred. For more details, see the 'Assigned Fund Balance, Core' chart below.



As previously explained, many projects take a year or more to complete. For example, Community Grants generally take a year or more for grantees to execute, as do large Enhanced Services capital projects. Similarly, large investments in complex Transformational Projects take long periods of time and fiduciary analysis to responsibly prepare and execute. As a result, not all funds assigned in a given fiscal year will be spent within that year, and SBGP expects to maintain a significant fund balance for the foreseeable future.

As a result, SBGP undertook the review of its cash management strategy and invested in a very low risk passive ultra-short U.S. Treasury strategy as described above. It is worth noting that investments are stated at fair market value, which will fluctuate monthly due to market activity. In addition, although the investments themselves are very low risk, periodic losses may need to be reported from time to time due to the timing of SBGP’s investment, buying into the coupon rate, and market volatility. However, since SBGP plans to hold the investments to maturity, SBGP has every reason to expect a positive rate of return.

See the ‘Update on the FY24 Financial Plan’ exhibit for the financial statements for SBGP as of and for the month and six months ended December 31, 2023.

3. Communications and Outreach

SBGP continued communications and outreach efforts to engage with the communities in the District and respond to their needs. This included attending community and stakeholder meetings and events so that residents and others have an easy way to get in touch with SBGP.

SBGP also continued to raise awareness of the organization and its work, including refreshing its website, continuing its social media presence, and sending regular e-newsletters to share important and timely information with stakeholders. In addition, SBGP continued planning for the SBGP website redesign project, including narrowing down the timeline and process for next steps. Additionally, SBGP hosted an “External Communications” Keys to Capacity workshop with a large group of grantees and local organizational representatives to network, discuss strategies, and share resources for increasing awareness of their programs and organizations.

Recent media coverage included The Baltimore Banner's ["New Grocery Store To Fill Void Left By Price Rite Closure In Southwest Baltimore"](#) celebrating the forthcoming JumboFresh Supermarket coming to Pigtown. SBGP was part of the team of supporters and community members helping to bring back this important amenity after a year without a grocery store in the area. The Afro's ["The Moore Report: A memorial park for the Black Sox, one of Baltimore's Negro League Baseball teams...imagine that"](#) which gave an overview of the forthcoming planning and design process for the park, and recognized the importance of highlighting this important part of Baltimore and baseball history. WJZ News/CBS Baltimore's ["‘Nuisance flooding’ impacts South Baltimore communities as sea levels continue to rise"](#) interviewed SBGP's Brad Rogers about the Middle Branch Resiliency Initiative's forthcoming wetland restoration as a part of [Reimagine Middle Branch](#)'s climate resiliency efforts.

4. Program Management, Compliance, and Evaluation

SBGP continued to build and improve its program management, compliance, and evaluation infrastructure and capacity during the last quarter. SBGP continues to utilize project management software and explore additional tools and solutions to streamline program management, administration, and evaluation as discussed previously in this report.

a. Procurement, Impact Investments, and MBE/WBE Participation

SBGP remains committed to directing its funding towards MBE/WBE firms, local businesses, non-profits, and other Impact Investments consistent with its mission and procurement policy and tracks those Impact Investments on a quarterly basis. Although most of the information is provided on a voluntary basis and SBGP continues collecting data on new and existing vendors, the report shows that SBGP is making serious efforts to direct its funding towards local businesses, non-profits, and other Impact Investments. Of \$4.2 million of expenditures in FY24 to date, approximately 36 percent constitute Impact Investments of one form or another.

Approximately 87 percent of these Impact Investments went to city-based vendors, 89 percent went to nonprofit vendors, eight percent went to other impact investments such as small businesses, and five percent went to minority and women’s business enterprises.

Pending Board of Estimates approval of SBGP’s FY24 Financial Plan, the organizational overhead budget was submitted to the Minority and Women’s Business Opportunity Office (MWBOO) in June 2023 for the purposes of calculating the organization’s MBE/WBE participation goals for its overhead expenses. SBGP is proceeding with the budget and proposed MBE/WBE goals in good faith since it did not formally receive goals or other guidance from the MWBOO and the fiscal year is underway.

SBGP also continues to submit its program project budgets that are \$50,000 and greater to the MWBOO for determination of individual project MBE/WBE participation goals. For any projects with MBE/WBE goals, SBGP also continues documenting intent to comply, and then compliance, with those goals before closing out projects.

(It is worth noting that the two master funding agreements between SBGP and BCRP for Enhanced Services that were signed during Fall 2018 clarify the MBE/WBE compliance responsibilities for the two parties. The City assumed primary compliance obligations for any expenditures where SBGP reimburses BCRP for its projects, as well as in situations where BCRP directs SBGP to make specific expenditures on its behalf. However, at the MWBOO’s request, SBGP continues submitting budgets for those projects that are \$50,000 and greater for the determination of MBE/WBE goals.)

SBGP provides proposed goals and deadlines for responses to the MWBOO. While the MWBOO occasionally provides goals or acknowledges SBGP’s correspondence and submissions, it has not been providing consistent responses or guidance. SBGP has therefore been proceeding with projects as proposed in its MWBOO submissions in good faith. SBGP continues to seek communication and guidance from the MWBOO regarding the submission and response process and timeline as well as how best to avoid interrupting projects underway. SBGP remains committed to working with both the project managers/service providers and the MWBOO to keep projects moving forward and also satisfy any goals and resolve any issues as necessary once the MWBOO responses for those projects are received.

See the ‘Impact Investments Report’ exhibit for more information.

b. Program Evaluation and Performance Measurement

The SBGP Strategic Plan calls for SBGP to significantly improve the vitality of the South Baltimore Gateway neighborhoods for all residents. In order to hold SBGP to this high standard, SBGP developed a performance measurement system to track and evaluate program activity metrics (primary data) and social and economic health metrics (secondary data), which are collected and reported on a quarterly and

annual basis, respectively. Due to the need to hire three new staff people, no additional work was done to expand or elaborate on SBGP's existing performance measurement systems.

See the 'Program Activity Metrics' exhibit for more information.

IV. Exhibits

- A. Update on the FY24 Financial Plan (Financial Statements as of and For the Month and Six Months Ended December 31, 2023)
- B. Impact Investments Report
- C. Program Activity Metrics
- D. Summary of Projects

Exhibit A. Update on the FY24 Financial Plan

**SOUTH BALTIMORE GATEWAY COMMUNITY IMPACT
DISTRICT MANAGEMENT AUTHORITY**

Financial Statements

As of and For the Month and Six Months Ended December 31, 2023

SOUTH BALTIMORE GATEWAY COMMUNITY IMPACT DISTRICT MANAGEMENT AUTHORITY
STATEMENT OF FINANCIAL POSITION
As of and For the Month and Six Months Ended December 31, 2023

ASSETS	
Current Assets	
Cash and Cash Equivalents	\$ 9,581,911
Due from State ¹	620,361
Accounts Receivable ⁷	1,785,597
Prepaid Expense	9,950
Total Current Assets	<u>11,997,819</u>
Investments ⁶	8,304,140
Total Assets ²	<u>\$ 20,301,959</u>
LIABILITIES AND NET ASSETS	
Current Liabilities	
Accounts Payable	\$ 1,004,620
PTO Liability	53,163
Total Current Liabilities	<u>1,057,783</u>
Fund Balance	
Committed ³	1,500,000
Assigned ⁴	17,744,176
Unassigned ⁵	-
Total Fund Balance	<u>19,244,176</u>
Total Liabilities and Fund Balance	<u>\$ 20,301,959</u>

Footnotes:

1. Due from State for December 2023 revenue.
2. Total Assets of \$20,301,959 includes an Intergovernmental Revenue Receivable of \$620,361 and Investments of \$8,304,140; \$17,744,176 of Total Assets is assigned/encumbered for Community Grants, Enhanced Services, Transformational Projects, and Indirect Program and Overhead; and \$1,500,000 is committed by the Board to serve as emergency reserves. Total Assets do not include \$12,874,854 of supplemental grant funding. These funds will be recorded as receivables and revenue once the conditions of the grants are satisfied or as expenditures are incurred.
3. Committed fund balance includes \$1,500,000 that serves as an emergency reserve, which would cover core overhead and program expenses for approximately three months, or core overhead and 50 percent of program expenses for approximately six months.
4. Assigned fund balance includes \$17,544,176 for work funded with core casino Local Impact Grants and \$200,000 for work funded with other supplemental sources. Funds budgeted for Community Grants, Enhanced Services, and Transformational Projects are encumbered for projects in development. Those funds are then encumbered for specific Community Grants and Transformational Projects following Board approval, and for specific Enhanced Services once a contract is executed for those services. Encumbrances include 9 Transformational Projects totaling \$4,306,860; \$2,564,477 for Transformational Projects in development; 1 Supplemental Transformational Project totaling \$200,000; 40 Enhanced Services totaling \$3,263,361; \$4,726,797 for Enhanced Services in development; 67 Community Grants totaling \$1,565,333; \$800,000 for Community Grants in development; and \$317,347 for Indirect Program and Overhead expenses. For more details, see the 'Assigned Fund Balance' chart/s included with these reports.
5. Unassigned fund balance includes amounts not yet committed, restricted or encumbered/assigned.
6. SBGP is invested in a low risk, passive ultra-short U.S. Treasury strategy. Investments are stated at fair market value. Fair market value of the portfolio will fluctuate monthly due to market activity, however, since SBGP plans to hold the investments to maturity, SBGP has every reason to expect a positive rate of return.
7. Due for supplemental grants and other miscellaneous receivables.

No attest assurance is provided.

SOUTH BALTIMORE GATEWAY COMMUNITY IMPACT DISTRICT MANAGEMENT AUTHORITY
STATEMENT OF ACTIVITIES, CORE AND SUPPLEMENTAL
For the Month and Six Months Ended
December 31, 2023

	Month of December 2023	Six Months Ended December 2023	Approved Budget FY24	Variance to YTD Approved Budget FY24
REVENUES				
Intergovernmental Revenue (Local Impact Funding)	\$ 620,361	\$ 4,046,635	\$ 8,000,000	\$ 46,635
Investment (Loss) Income, net ¹⁶	75,630	219,624	-	219,624
Interest Income ¹	25,732	133,972	100,000	83,972
Administrative Fees ¹⁷	1,288	70,244	-	70,244
Baltimore DPW for Site 5a ¹⁸	-	-	-	-
MD DHCD BRNI ²³	200,000	200,000	-	200,000
MHH Wetlands 1 NFWF ²¹	434,500	650,000	-	650,000
MHH Resiliency PH 1 FEMA ¹⁹	571,724	959,574	-	959,574
NOAA, Patapsco ²²	85,345	85,345	-	85,345
Other Income	-	-	-	-
Total Revenues	<u>2,014,580</u>	<u>6,365,394</u>	<u>8,100,000</u>	<u>2,315,394</u>
PROGRAM EXPENSES				
Community Grants ⁵	143,255	446,265	1,267,098	187,284
Salaries and Benefits ⁵	17,637	105,982	266,322	27,179
Other Program Expenses ⁶	2,464	4,467	34,400	12,733
Enhanced Services ³	509,016	2,499,619	1,900,646	(1,549,296)
Salaries and Benefits ⁵	17,637	105,962	266,322	27,199
Other Program Expenses ⁶	-	66	11,600	5,734
Transformational Projects ⁴	-	440,373	3,056,954	1,088,104
Transformational Projects MHH Wetlands 1 NFWF ²¹	434,500	650,000	-	(650,000)
Transformational Projects Baltimore DPW for Site 5a ¹⁸	-	-	-	-
Transformational Projects NOAA, Patapsco ²²	85,345	85,345	-	(85,345)
Transformational Projects MHH Resiliency PH 1 FEMA/MDEM ¹⁹	571,724	959,574	-	(959,574)
Salaries and Benefits ⁵	21,410	128,574	329,711	36,282
Other Program Expenses ⁶	4,253	96,073	240,000	23,927
Discretionary Insurance Fund ²⁰	-	-	15,000	7,500
Total Program Expenses	<u>1,807,241</u>	<u>5,522,300</u>	<u>7,388,053</u>	<u>(1,828,274)</u>
Net Revenue after Program Expenses	207,339	843,094	711,947	4,143,668
OVERHEAD EXPENSES				
Accounting ⁸	4,380	23,430	60,000	6,570
Audit Fee ⁹	-	12,900	14,900	(5,450)
Bank Fees	527	6,087	5,500	(3,337)
Business Meals and Entertainment	488	6,048	7,500	(2,298)
Equipment	-	1,361	10,800	4,039
Insurance ¹⁰	963	40,096	40,000	(20,096)
Legal Fees	-	-	15,000	7,500
Marketing and Communications	76	1,018	5,000	1,482
Miscellaneous	29	1,315	5,000	1,185
Printing and Copying	-	-	1,000	500
Professional Services ⁷	5,500	5,500	35,000	12,000
Rent and Utilities ¹¹	7,500	19,750	29,694	(4,903)
Salaries and Staff Benefits ¹²	26,597	214,620	312,041	(58,600)
Staff Training and Development	-	137	15,000	7,363
Supplies	1,238	1,238	5,000	1,262
Technology and Support ¹³	8,840	59,247	138,012	9,759
Travel and Meetings	700	3,322	6,500	(72)
Telecommunication ¹⁴	500	3,000	6,000	-
Total Overhead Expenses	<u>57,338</u>	<u>399,069</u>	<u>711,947</u>	<u>(43,096)</u>
Total Expenses	<u>1,864,579</u>	<u>5,921,369</u>	<u>8,100,000</u>	<u>(1,871,369)</u>
Change in Net Assets	150,001	444,025	-	4,100,572
Fund Balance, December 1, 2023	19,094,175	18,800,151	18,800,151	18,800,151
Fund Balance, December 31, 2023 ¹⁵	<u>\$ 19,244,176</u>	<u>\$ 19,244,176</u>	<u>\$ 18,800,151</u>	<u>\$ 22,900,723</u>

Footnotes:

1. Includes interest earned on SBGP deposits.
2. Community Grants include expenses related to grants underway. Funds budgeted for Community Grants are encumbered for projects in development. Those funds are then encumbered for specific Community Grants following Board approval of funding awards, and then expensed when grant draw/payment requests are received and payable. See Quarterly Report for additional detail.
3. Enhanced Services include expenses related to projects underway. Funds budgeted for Enhanced Services are encumbered for projects in development. Those funds are then encumbered for specific Enhanced Services once a contract is executed for those services and then expensed when payment requests are received and payable. See Quarterly Report for additional detail.
4. Transformational Projects include expenses related to projects underway. Funds budgeted for Transformational Projects are encumbered for projects in development. Those funds are then encumbered for specific Transformational Projects following Board approval and then expensed when payment requests are received and payable. See Quarterly Report for additional detail.
5. Includes salaries and benefits for program employees.
6. Include miscellaneous indirect program expenses, including funds for a technical assistance program for grantees, and part time consultant services for Transformational Projects.
7. Includes compensation consultant and website development services.
8. Fees for third-party accounting services. The contract with C.E.A. Scholtes & Associates includes hourly rates.
9. For the FY23 audit and Single audit, SBGP engaged a City-certified MBE firm for \$14,900.
10. Includes annual premiums for commercial insurance policies.
11. SBGP has a lease on a private office in a co-working space.
12. Includes salaries and benefits for operations employees.
13. Includes web development/maintenance, IT support, and software licensing.
14. Include reimbursements for staff use of personal phones.
15. \$1,500,000 is committed/restricted by the Board to serve as emergency reserves for future years to protect against potential funding fluctuations. SBGP has established a target reserve of approximately \$1.5 million, which would cover core overhead and program expenses for three months, or core overhead and 50 percent of program expenses for six months.
16. Includes unrealized gains/losses and interest on SBGP's investment in a low risk, passive ultra-short U.S. Treasury strategy. Periodic losses may occur due to the timing of SBGP's investment, buying into the coupon rate and market activity. However, since SBGP plans to hold the investments to maturity, SBGP has every reason to expect a positive rate of return.
17. Grant administration fees from supplemental grants.
18. Pass through grant funding from the City of Baltimore Department of Public Works (DPW) for the MB Resiliency Site 5A for the restoration of Wetlands.
19. Grant funding from the Federal Emergency Management Agency (FEMA) and the Maryland Department of Emergency Management (MDEM) for Phase 1 Engineering & Design for flood resiliency and aquatic habitat
20. Discretionary insurance fund for limited-capacity partners to purchase private insurance in accordance with SBGP grant agreement/contracting requirements.
21. Grant funding from the National Fish and Wildlife Foundation (NFWF) for Phase 1 Engineering & Design for flood resiliency and aquatic habitat mitigation.
22. Grant funding from the National Oceanic and Atmospheric Administration (NOAA) for the Patapsco Delta Sustainable Fishery and Ecosystem Resilience Project.
23. Grant funding from the Maryland Department of Housing and Community Development (MD DHCD) Baltimore Regional Neighborhood Initiative (BRNI) program for the Mount Clare Junction Grocery Store project.

No attest assurance is provided.

SOUTH BALTIMORE GATEWAY COMMUNITY IMPACT DISTRICT MANAGEMENT AUTHORITY
STATEMENT OF ACTIVITIES, CORE
For the Month and Six Months Ended
December 31, 2023

	Month of December 2023	Six Months Ended December 2023	Approved Budget FY24	Variance to YTD Approved Budget FY24
REVENUES				
Intergovernmental Revenue (Local Impact Funding)	\$ 620,361	4,046,635	\$ 8,000,000	\$ 46,635
Investment (Loss) Income, net ¹⁵	75,630	219,624	-	219,624
Interest Income ¹	25,732	133,972	100,000	83,972
Administrative Fees ¹⁶	1,288	70,244	-	70,244
Other Income	-	-	-	-
Total Revenues	<u>723,011</u>	<u>4,470,475</u>	<u>8,100,000</u>	<u>420,475</u>
PROGRAM EXPENSES				
Community Grants ²	143,255	446,265	1,267,098	187,284
Salaries and Benefits ⁵	17,637	105,982	266,322	27,179
Other Program Expenses ⁶	2,464	4,467	34,400	12,733
Enhanced Services ³	509,016	2,499,619	1,900,646	(1,549,296)
Salaries and Benefits ⁵	17,637	105,962	266,322	27,199
Other Program Expenses ⁶	-	66	11,600	5,734
Transformational Projects ⁴	-	440,373	3,056,954	1,088,104
Salaries and Benefits ⁵	21,410	128,574	329,711	36,282
Other Program Expenses ⁶	4,253	96,073	240,000	23,927
Discretionary Insurance Fund ¹⁸	-	-	15,000	7,500
Total Program Expenses	<u>715,672</u>	<u>3,827,381</u>	<u>7,388,053</u>	<u>(133,355)</u>
Net Revenue after Program Expenses	7,339	643,094	711,947	553,830
OVERHEAD EXPENSES				
Accounting ⁸	4,380	23,430	60,000	6,570
Audit Fee ⁹	-	12,900	14,900	(5,450)
Bank Fees	527	6,087	5,500	(3,337)
Business Meals and Entertainment	488	6,048	7,500	(2,298)
Equipment	-	1,361	10,800	4,039
Insurance ¹⁰	963	40,096	40,000	(20,096)
Legal Fees	-	-	15,000	7,500
Marketing and Communications	76	1,018	5,000	1,482
Miscellaneous	29	1,315	5,000	1,185
Printing and Copying	-	-	1,000	500
Professional Services ¹⁷	5,500	5,500	35,000	12,000
Rent and Utilities ¹¹	7,500	19,750	29,694	(4,903)
Salaries and Staff Benefits ¹²	26,597	214,619	312,041	(58,599)
Staff Training and Development	-	137	15,000	7,363
Supplies	1,238	1,239	5,000	1,261
Technology and Support ¹³	8,840	59,247	138,012	9,759
Travel and Meetings	700	3,322	6,500	(72)
Telecommunication ¹⁴	500	3,000	6,000	-
Total Overhead Expenses	<u>57,338</u>	<u>399,069</u>	<u>711,947</u>	<u>(43,096)</u>
Total Expenses	<u>773,010</u>	<u>4,226,450</u>	<u>8,100,000</u>	<u>(176,450)</u>
Change in Net Assets Core	(49,999)	244,025	-	-
Change in Net Assets for Pass Through Grants	200,000	200,000	-	510,734
Fund Balance, December 1, 2023	19,094,175	18,800,151	18,800,151	18,800,151
Fund Balance, December 31, 2023 ⁷	<u>\$ 19,244,176</u>	<u>\$ 19,244,176</u>	<u>\$ 18,800,151</u>	<u>\$ 19,310,885</u>

Footnotes:

1. Includes interest earned on SBGP deposits.
2. Community Grants include expenses related to grants underway. Funds budgeted for Community Grants are encumbered for projects in development. Those funds are then encumbered for specific Community Grants following Board approval of funding awards, and then expensed when grant draw/payment requests are received and payable. See Quarterly Report for additional detail.
3. Enhanced Services include expenses related to projects underway. Funds budgeted for Enhanced Services are encumbered for projects in development. Those funds are then encumbered for specific Enhanced Services once a contract is executed for those services and then expensed when payment requests are received and payable. See Quarterly Report for additional detail.
4. Transformational Projects include expenses related to projects underway. Funds budgeted for Transformational Projects are encumbered for projects in development. Those funds are then encumbered for specific Transformational Projects following Board approval and then expensed when payment requests are received and payable. See Quarterly Report for additional detail.
5. Includes salaries and benefits for program employees.
6. Include miscellaneous indirect program expenses, including funds for a technical assistance program for grantees, and part time consultant services for Transformational Projects.
7. \$1,500,000 is committed/restricted by the Board to serve as emergency reserves for future years to protect against potential funding fluctuations. SBGP has established a target reserve of approximately \$1.5 million, which would cover core overhead and program expenses for three months, or core overhead and 50 percent of program expenses for six months.
8. Fees for third-party accounting services. The contract with C.E.A. Scholtes & Associates includes hourly rates.
9. For the FY23 audit and Single audit, SBGP engaged a City-certified MBE firm for \$14,900.
10. Includes annual premiums for commercial insurance policies.
11. SBGP has a lease on a private office in a co-working space.
12. Includes salaries and benefits for operations employees.
13. Includes web development/maintenance, IT support, and software licensing.
14. Include reimbursements for staff use of personal phones.
15. Includes unrealized gains/losses and interest on SBGP's investment in a low risk, passive ultra-short U.S. Treasury strategy. Periodic losses may occur due to the timing of SBGP's investment, buying into the coupon rate and market activity. However, since SBGP plans to hold the investments to maturity, SBGP has every reason to expect a positive rate of return.
16. Grant administration fees from supplemental grants.
17. Includes compensation consultant and website development services.
18. Discretionary insurance fund for limited-capacity partners to purchase private insurance in accordance with SBGP grant agreement/contracting requirements.

No attest assurance is provided.

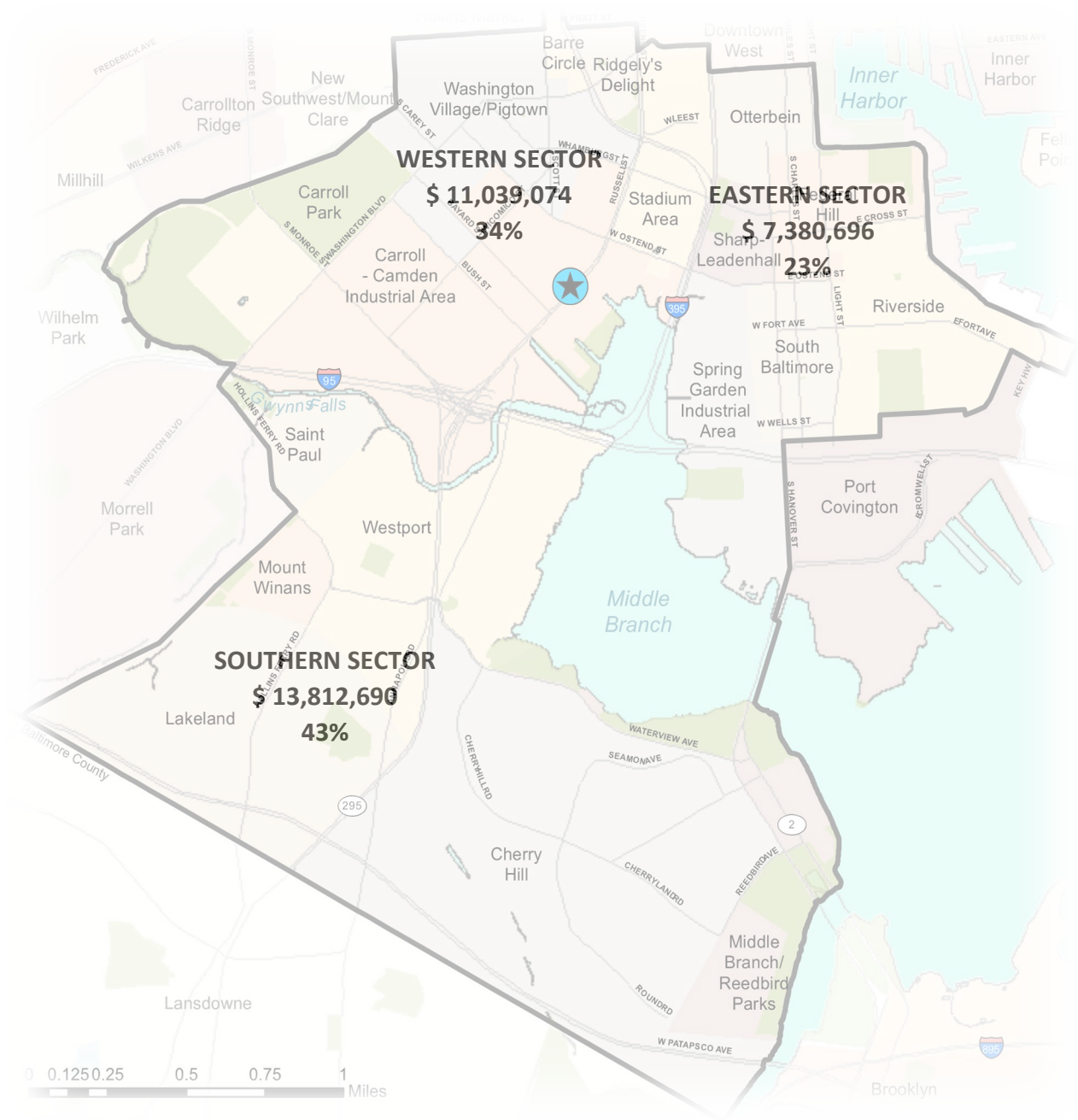
Exhibit B. Impact Investments Report

	<u>FY18-23 Average (Cash Accounting)*</u>			<u>FY24 YTD (Cash Accounting)*</u>		
		Percent of Impact Investments	Percent of Total		Percent of Impact Investments	Percent of Total
Total						
Vendors	108			86		
Expenditures	4,205,429			\$ 4,226,450		
Impact Investments						
Vendors	53			50		
Expenditures	1,766,229	42.0%		\$ 1,532,779	36.3%	
MBE/WBE						
Vendors	5			4		
Expenditures	137,944	7.8%	3.3%	\$ 75,576	4.9%	1.8%
Local Business Enterprises						
Vendors	28			45		
Expenditures	1,702,092	96.4%	40.5%	\$ 1,463,200	95.5%	34.6%
District						
Vendors	11			21		
Expenditures	354,539	20.1%	8.4%	\$ 356,016	23.2%	8.4%
Other Baltimore City						
Vendors	12			18		
Expenditures	863,842	48.9%	20.5%	\$ 977,209	63.8%	23.1%
Other Greater Baltimore						
Vendors	5			6		
Expenditures	483,711	27.4%	11.5%	\$ 129,975	8.5%	3.1%
Other Impact Investment						
Vendors	27			46		
Expenditures	1,717,514	97.2%	40.8%	\$ 1,481,629	96.7%	35.1%
501(c)(3) Nonprofit						
Vendors	21			42		
Expenditures	1,202,044	68.1%	28.6%	\$ 1,366,060	89.1%	32.3%
Social Enterprises (e.g. B Corporations)						
Vendors	-			0		
Expenditures	-	0.0%	0.0%	\$ -	0.0%	0.0%
Other (e.g. small businesses)						
Vendors	5			4		
Expenditures	515,470	29.2%	12.3%	\$ 115,569	7.5%	2.7%

* Impact Investments do not include those paid by credit card; SBGP's actual Impact Investments may therefore be higher than indicated on this report.

Exhibit C. Program Activity Metrics

**SBGP Core Projects Encumbered To Date, By Sector
as of 12/31/2023**



All Programs (Core):

	#	SBGP Funding	% of Total	Expended	% Complete
FY24	59	\$3,003,916	100%	\$473,696	16%
FY23	103	\$9,401,682	100%	\$3,804,478	40%
FY22	85	\$5,443,784	100%	\$3,244,441	60%
FY21	72	\$4,590,393	100%	\$4,553,781	99%
FY20	63	\$3,818,467	100%	\$3,818,467	100%
FY19	100	\$3,122,999	100%	\$3,122,999	100%
FY18	67	\$2,601,220	100%	\$2,601,220	100%
FY17	4	\$250,000	100%	\$250,000	100%
To Date	553	\$32,232,461	100%	\$21,869,082	68%

Program Areas:**Community Grants**

	#	SBGP Funding	% of Total	Expended	% Complete
FY24	26	\$671,918	15%	\$0	0%
FY23	39	\$986,848	21%	\$299,079	30%
FY22	44	\$1,279,123	28%	\$1,101,387	86%
FY21	35	\$965,764	21%	\$938,604	97%
FY20	20	\$358,790	9%	\$358,790	100%
FY19	54	\$946,615	30%	\$946,615	100%
FY18	53	\$950,075	37%	\$950,075	100%
FY17	0	\$0	0%	\$0	0%
To Date	271	\$6,159,134	19%	\$4,594,551	75%

Enhanced Services

	#	SBGP Funding	% of Total	Expended	% Complete
FY24	28	\$1,102,223	24%	\$398,056	36%
FY23	60	\$5,863,726	128%	\$3,389,212	58%
FY22	36	\$1,552,815	34%	\$1,461,862	94%
FY21	33	\$2,152,544	47%	\$2,143,092	100%
FY20	38	\$1,588,456	42%	\$1,588,456	100%
FY19	45	\$1,876,383	60%	\$1,876,383	100%
FY18	12	\$501,145	19%	\$501,145	100%
FY17	4	\$250,000	100%	\$250,000	100%
To Date	256	\$14,887,292	46%	\$11,608,206	78%

Transformational Projects

	#	SBGP Funding	% of Total	Expended	% Complete
FY24	5	\$1,229,775	0%	\$75,640	0%
FY23	4	\$2,551,108	0%	\$116,187	0%
FY22	5	\$2,611,846	0%	\$681,193	0%
FY21	4	\$1,472,085	32%	\$1,472,085	100%
FY20	5	\$1,871,221	49%	\$1,871,221	100%
FY19	1	\$300,000	10%	\$300,000	100%
FY18	2	\$1,150,000	44%	\$1,150,000	100%
FY17	0	\$0	0%	\$0	0%
To Date	26	\$11,186,035	35%	\$5,666,325	51%

Exhibit D. Summary of Projects

Third Party Provider	Project Title	Grant Cycle	Grant Tier	Project Status	SBGP Funding Amount	SBGP Funding Expended
Community Grants (FY 2018)						
Ridgely's Delight Association	Rededication Celebration & Pi	1	1/S	Complete	\$ 1,400.00	\$ 1,400.00
Digital Harbor / Fed Hill Community Assoc	Project RELATE	1	1/S	Complete	\$ 3,213.54	\$ 3,213.54
Citizens of Pigtown (aka Southwest Commun	COP Movies in the Park	1	1/S	Complete	\$ 3,543.98	\$ 3,543.98
Sit and Fit	Sit and Fit Arts and Crafts P	1	1/S	Complete	\$ 3,806.99	\$ 3,806.99
Leadenhall Baptist Church	Community Eat Together	1	1/S	Complete	\$ 4,000.00	\$ 4,000.00
Citizens of Pigtown (aka Southwest Commun	Marketing Support and Outreac	1	1/S	Complete	\$ 4,194.68	\$ 4,194.68
Lakeland STEAM Center	Community Zumba Classes	1	1/S	Complete	\$ 4,234.86	\$ 4,234.86
GiveFit / Lakeland Rec Center	Free Group Fitness Classes Bu	1	1/S	Complete	\$ 4,429.07	\$ 4,429.07
Cherry Hill Development Corporation	Cherry Hill Information Excha	1	1/S	Complete	\$ 4,878.91	\$ 4,878.91
Lakeland Coalition	Community Green and Clean Tea	1	1/S	Complete	\$ 4,881.29	\$ 4,881.29
Fishes & Loaves Pantry, Inc.	Fishes and Loaves Mobile Pant	1	1/S	Complete	\$ 4,997.36	\$ 4,997.36
BOPA	Middle Branch Park Public Art	1	1/S	Complete	\$ 5,000.00	\$ 5,000.00
Citizens of Pigtown (aka Southwest Commun	COP Main Street Festival	1	1/S	Complete	\$ 5,000.00	\$ 5,000.00
Federal Hill Main Street	Federal Hill Main Street Medi	1	1/S	Complete	\$ 5,000.00	\$ 5,000.00
Federal Hill South Neighborhood Associati	TreeUp South Baltimore	1	1/S	Complete	\$ 5,000.00	\$ 5,000.00
Federal Hill South Neighborhood Associati	Parking Pass Pickup Event	1	1/S	Complete	\$ 5,000.00	\$ 5,000.00
Gods Best Family Inc.	South Baltimore Youth Footbal	1	1/S	Complete	\$ 5,000.00	\$ 5,000.00
Pigtown Community Garden	Solidifying Pigtown Community	1	1/S	Complete	\$ 5,000.00	\$ 5,000.00
Restoring Inner City Hope (RICH)	Prayer Walk, 8/12/2017	1	1/S	Complete	\$ 5,000.00	\$ 5,000.00
Southwest Baltimore Charter School (SWBC)	21st Century Auditorium	1	1/S	Complete	\$ 5,000.00	\$ 5,000.00
Southwest Baltimore Charter School / Ches	Sowebo Landmark 5k - 2017	1	1/S	Complete	\$ 5,000.00	\$ 5,000.00
Jesus Our Redeemer/Lee Street Memorial Ba	Native Garden & Sidewalk Beau	1	1/S	Cancelled		\$ -
Live Baltimore / Fed Hill Prep	Federal Hill Prep "Riding to	1	1/S	Cancelled		\$ -
South Baltimore Partnership	South Baltimore Sustainabilit	1	2/M	Complete	\$ 10,000.00	\$ 10,000.00
United Way	United Way Homelessness Preven	1	2/M	Complete	\$ 48,000.00	\$ 48,000.00
Center Stage / BOPA	Center Stage in the Park	1	3/L	Cancelled	\$ -	\$ -
Westport Community Economic Development C	Westport Community Land Trust	1	3/L	Complete	\$ 49,046.38	\$ 49,046.38
Cherry Hill Development Corporation	Operating Expenses/Capacity B	1	3/L	Complete	\$ 50,000.00	\$ 50,000.00
Living Classrooms Foundation	SLURRP (School Leadership in	1	3/L	Complete	\$ 89,999.80	\$ 89,999.80
Habitat for Humanity	Habitat for Humanity Pigtown	1	3/L	Complete	\$ 99,800.60	\$ 99,800.60
Youth Resiliency Institute (Fusion Partne	Cherry Hill Arts and Music Fe	1	3/L	Complete	\$ 99,873.95	\$ 99,873.95
Church of the Advent	Accessibility Ramp/s	2	1/S	Cancelled	\$ -	\$ -
Ridgely's Delight Association	National Night Out Picnic	2	1/S	Complete	\$ 427.87	\$ 427.87
Lakeland Coalition Green and Clean Team	Movies in the Park 2018	2	1/S	Complete	\$ 1,868.20	\$ 1,868.20
Ridgely's Delight Association, Inc	South Baltimore Softball Clas	2	1/S	Complete	\$ 2,310.00	\$ 2,310.00
EndsideOut	Turn Your Health Inside Out	2	1/S	Complete	\$ 3,000.00	\$ 3,000.00
South Baltimore Partnership	Summer Outdoor Events	2	1/S	Complete	\$ 3,000.00	\$ 3,000.00
South Baltimore Partnership	Senior Committee	2	1/S	Complete	\$ 4,998.28	\$ 4,998.28
Boys & Girls Clubs of Metropolitan Baltim	Westport BGCMB After School P	2	1/S	Complete	\$ 4,998.62	\$ 4,998.62
LET'S GO Boys and Girls, Inc	LET'S GO Westport STEM Progra	2	1/S	Complete	\$ 4,999.90	\$ 4,999.90
Cherry Hill Ministerial Alliance	Community-Wide Thanksgiving D	2	1/S	Complete	\$ 5,000.00	\$ 5,000.00
Cherry Hill United Methodist Church	Cherry Hill UM Church Soup Ki	2	1/S	Complete	\$ 5,000.00	\$ 5,000.00
Fishes & Loaves Pantry, Inc.	Lakeland/Mt. Winans/Westport	2	1/S	Complete	\$ 5,000.00	\$ 5,000.00
Pigtown Main Street Inc.	Bloom the Boulevard	2	1/S	Complete	\$ 5,000.00	\$ 5,000.00
Teach For America Baltimore	Lakeland Elementary/Middle Sc	2	1/S	Complete	\$ 5,000.00	\$ 5,000.00
Civic Works	Baltimore Orchard Project	2	2/M	Complete	\$ 10,000.00	\$ 10,000.00
Pigtown Main Street Inc.	Clean & Green Team	2	2/M	Complete	\$ 15,000.00	\$ 15,000.00
Blue Water Baltimore	Community Development in Cher	2	2/M	Complete	\$ 25,000.00	\$ 25,000.00
Living Classrooms Foundation	BEE SMART (Baltimore Environm	2	2/M	Complete	\$ 25,000.00	\$ 25,000.00
Lakeland Elementary/Middle School	Early Childhood Playground	2	2/M	Complete	\$ 29,908.32	\$ 29,908.32
The Marching Elite Foundation	March on Wheels	2	2/M	Complete	\$ 31,000.00	\$ 31,000.00
Southwest Partnership, Inc.	Pigtown Renaissance	2	2/M	Complete	\$ 50,000.00	\$ 50,000.00
Federal Hill Main Street	FHMS Program Initiatives	2	3/L	Complete	\$ 35,000.00	\$ 35,000.00

Third Party Provider	Project Title	Grant Cycle	Grant Tier	Project Status	SBGP Funding Amount	SBGP Funding Expended
The Cherry Hill Eagles Foundation	Youth Programming & General O	2	3/L	Complete	\$ 49,971.80	\$ 49,971.80
Spelman Road Gentleman's Club	Spelman Road Gentleman's Club	N/a	D	Complete	\$ 1,045.00	\$ 1,045.00
Cherry Hill Homes Tenant Council	Holiday Party	N/a	D	Complete	\$ 1,245.90	\$ 1,245.90
Associated Catholic Charities, Inc.	Baltimore City Head Start Sum	N/a	D	Complete	\$ 86,000.00	\$ 86,000.00
Community Grants (FY 2019)						
South Baltimore Learning Center (SBLC)	SBLC: Learning Works	3	1/S	Complete	\$ 562.50	\$ 562.50
Spelman Road Gentleman's Club	Spelman Road Gentleman's Club	3	1/S	Complete	\$ 1,941.03	\$ 1,941.03
Cherry Hill Community Alumni Board	The Harvest Fest	3	1/S	Complete	\$ 4,528.06	\$ 4,528.06
South Baltimore Partnership	SBP Junior Green Team	3	1/S	Complete	\$ 4,944.34	\$ 4,944.34
Pigtown Community Garden	Sustainability and Safety at	3	1/S	Complete	\$ 4,952.64	\$ 4,952.64
Baltimore Community ToolBank	Inventory Enhancements in Res	3	1/S	Complete	\$ 4,988.58	\$ 4,988.58
Fishes & Loaves Pantry, Inc.	South Baltimore Mobile Pantry	3	1/S	Complete	\$ 4,995.01	\$ 4,995.01
Federal Hill South Neighborhood Associati	TreeUp 2018-19	3	1/S	Complete	\$ 5,000.00	\$ 5,000.00
Federal Hill South Neighborhood Associati	Parking Pass Pickup Event/Bas	3	1/S	Complete	\$ 5,000.00	\$ 5,000.00
Leadenhall Baptist Church	Community Eating Together Exp	3	1/S	Complete	\$ 5,000.00	\$ 5,000.00
LET'S GO Boys and Girls, Inc	LET'S GO STEM: College and Ca	3	1/S	Complete	\$ 5,000.00	\$ 5,000.00
Pigtown Food For Thought	Empowering Carroll Street Com	3	1/S	Complete	\$ 5,000.00	\$ 5,000.00
South Baltimore Partnership	A Slice of Historic Sharp Lea	3	1/S	Complete	\$ 5,000.00	\$ 5,000.00
Southwest Baltimore Charter School (SWBC)	Sowebo Landmark 5k - 2018	3	1/S	Complete	\$ 5,000.00	\$ 5,000.00
Teach For America Baltimore	Lakeland Elementary/Middle Sc	3	1/S	Complete	\$ 5,000.00	\$ 5,000.00
Enoch Pratt Free Library	Washington Village Library Re	3	2/M	Cancelled	\$ -	\$ -
Federal Hill Main Street	FHMS Clean & Green Initiative	3	2/M	Complete	\$ 36,500.00	\$ 36,500.00
Pigtown Main Street Inc.	Big Pigtown Projects = Big Pi	3	2/M	Complete	\$ 49,310.00	\$ 49,310.00
Healthy Neighborhoods, Inc.	HNI Expansion to Pigtown and	3	2/M	Complete	\$ 49,990.00	\$ 49,990.00
Youth Resiliency Institute (Fusion Partne	Cherry Hill Youth Arts, Music	3	3/L	Complete	\$ 49,978.75	\$ 49,978.75
Living Classrooms Foundation	SLURRP (School Leadership in	3	3/L	Complete	\$ 50,000.00	\$ 50,000.00
Paul's Place, Inc.	SW Baltimore Culinary Arts Tr	3	3/L	Complete	\$ 77,503.32	\$ 77,503.32
Rails to Trails Conservancy	Advancing the Baltimore Green	3	3/L	Complete	\$ 80,069.92	\$ 80,069.92
Thomas Johnson EMS PTO	LIVE WELL! A Family Health an	4	1/S	Complete	\$ 2,157.29	\$ 2,157.29
Ridgely's Delight Association Beautificat	Roots In Ridgely's	4	1/S	Complete	\$ 2,362.63	\$ 2,362.63
Westport Community Economic Development C	Harbor West Collaborative Sun	4	1/S	Complete	\$ 2,434.98	\$ 2,434.98
Sowebo Landmark 5K Planning Committee	Sowebo Landmark 5k - 2019	4	1/S	Complete	\$ 4,880.12	\$ 4,880.12
Baltimore Community ToolBank	Environmental Education & Inv	4	1/S	Complete	\$ 4,985.81	\$ 4,985.81
Safe Streets Cherry Hill	Team Building for Youth of Ch	4	1/S	Complete	\$ 4,995.15	\$ 4,995.15
South Baltimore Neighborhood Association	2nd Annual SBNA Block Party	4	1/S	Complete	\$ 4,999.02	\$ 4,999.02
National Wildlife Federation	B'More Wild Fest	4	1/S	Complete	\$ 4,999.82	\$ 4,999.82
Cherry Hill United Methodist Church	Soup Kitchen and Food Pantry	4	1/S	Complete	\$ 5,000.00	\$ 5,000.00
Fishes & Loaves Pantry, Inc.	Fishes and Loaves Community B	4	1/S	Complete	\$ 5,000.00	\$ 5,000.00
LET'S GO Boys and Girls, Inc	LET'S GO Westport STEM Progra	4	1/S	Complete	\$ 5,000.00	\$ 5,000.00
Paul's Place, Inc.	Paul's Place After-School Pro	4	1/S	Complete	\$ 5,000.00	\$ 5,000.00
South Baltimore Partnership	South Baltimore Sustainabilit	4	1/S	Complete	\$ 5,000.00	\$ 5,000.00
Teach for America Baltimore	2019 Teach For America Alumni	4	1/S	Complete	\$ 5,000.00	\$ 5,000.00
The Kerry Kares Foundation	Identity Project	4	1/S	Cancelled		\$ -
GiveFit	Free Group Fitness Classes Bu	4	2/M	Complete	\$ 4,108.72	\$ 4,108.72
Pigtown Main Street Inc.	Pigtown's Grand Slam Pig!, ev	4	2/M	Complete	\$ 9,000.00	\$ 9,000.00
NEWfit	NEWfit in Southwest Baltimore	4	2/M	Complete	\$ 13,412.24	\$ 13,412.24
Civic Works	Baltimore Orchard Project	4	2/M	Complete	\$ 13,421.94	\$ 13,421.94
Living Classrooms Foundation	BEE SMART (Baltimore Environm	4	2/M	Complete	\$ 14,780.00	\$ 14,780.00
NEWfit	NEWfit Youth Sports	4	2/M	Complete	\$ 22,701.36	\$ 22,701.36
GiveFit	Free Group Fitness Classes	4	2/M	Complete	\$ 32,257.70	\$ 32,257.70
Boys & Girls Clubs of Metropolitan Baltim	Program & Capacity Building S	4	2/M	Complete	\$ 34,757.98	\$ 34,757.98
Federal Hill Main Street	FHMS Business District Cleanl	4	2/M	Complete	\$ 36,787.50	\$ 36,787.50
Institute for Local Self-Reliance	Baltimore Composting for Comm	4	2/M	Complete	\$ 47,499.54	\$ 47,499.54
Riverside Neighborhood Association	Splash City: Riverside Pool	4	2/M	Complete	\$ 49,500.00	\$ 49,500.00

Third Party Provider	Project Title	Grant Cycle	Grant Tier	Project Status	SBGP Funding Amount	SBGP Funding Expended
Salem Lutheran Church South Baltimore	Riverside Third Space	4	2/M	Complete	\$ 49,995.00	\$ 49,995.00
The Cherry Hill Eagles Foundation	Cherry Hill Eagles	4	3/L	Complete	\$ 85,954.90	\$ 85,954.90
Citizens of Pigtown	Operating Support for GL Insu	N/a	D	Complete	\$ 654.00	\$ 654.00
Restoring Inner City Hope (RICH)	Prayer Walk, 2018	N/a	D	Complete	\$ 1,294.50	\$ 1,294.50
Cherry Hill Homes Tenant Council	Cherry Hill Family Fun Camp	N/a	D	Complete	\$ 1,701.99	\$ 1,701.99
Cherry Hill Homes Tenant Council	Cherry Hill Tenant Housing Me	N/a	D	Complete	\$ 1,915.13	\$ 1,915.13
Southwest Partnership, Inc.	Pigtown Housing Fair	N/a	D	Complete	\$ 4,793.97	\$ 4,793.97
Community Grants (FY 2020)						
Neighbors of Scott Street (Citizens of Pi	Scott St. Block Party	5	1/S	Cancelled	\$ -	\$ -
God's Best Family Inc.	So. Baltimore Unity Feast	5	1/S	Complete	\$ 1,200.00	\$ 1,200.00
Federal Hill Preparatory School Parent Te	Fed Hill Prep Programs	5	1/S	Complete	\$ 2,915.73	\$ 2,915.73
Lakeland Elementary Middle School	Lakeland Library Reno.	5	1/S	Complete	\$ 3,456.00	\$ 3,456.00
South Baltimore Partnership (Fusion Partn	Senior Committee	5	1/S	Complete	\$ 4,879.27	\$ 4,879.27
SCRAP B-More	Community Craft Nights	5	1/S	Complete	\$ 4,907.77	\$ 4,907.77
UMBC Foundation	Crossing Borders	5	1/S	Complete	\$ 4,950.00	\$ 4,950.00
South Baltimore Partnership (Fusion Partn	Green Team	5	1/S	Complete	\$ 4,964.00	\$ 4,964.00
My G.I.R.L.S., Inc.	Champions on the Rise!	5	1/S	Complete	\$ 4,985.00	\$ 4,985.00
Baltimore Community ToolBank	Networking & Inventory	5	1/S	Complete	\$ 5,000.00	\$ 5,000.00
Church of the Advent	Community Room Project	5	1/S	Complete	\$ 5,000.00	\$ 5,000.00
Farm Alliance of Baltimore	Classes, Demo & Farmstand	5	1/S	Complete	\$ 5,000.00	\$ 5,000.00
Resident Services Incorporated	Westport Rising Stars	5	1/S	Complete	\$ 5,000.00	\$ 5,000.00
Teach For America	Lakeland EMS CM Support	5	1/S	Complete	\$ 5,000.00	\$ 5,000.00
Fishes & Loaves Pantry, Inc.	Fishes & Loaves Pantry	5	2/M	Complete	\$ 17,997.82	\$ 17,997.82
Maryland Food Bank	Pantry on the Go	5	2/M	Complete	\$ 27,519.98	\$ 27,519.98
Baltimore Community Rowing	Reach High Rowing	5	2/M	Complete	\$ 49,995.00	\$ 49,995.00
Cherry Hill Development Corporation	Patapsco Elementary School	5	3/L	Complete	\$ 45,524.46	\$ 45,524.46
Cherry Hill Eagles Foundation, Inc	Cherry Hill Youth Dev.	5	3/L	Complete	\$ 60,000.00	\$ 60,000.00
Black Yield Institute	Cherry Hill Agrihood Proj.	5	3/L	Complete	\$ 100,000.00	\$ 100,000.00
Cherry Hill Eagles Foundation	Workers Compensation Insurance	N/a	D	Complete	\$ 495.00	\$ 495.00
Community Grants (FY 2021)						
Neighbors Meeting Neighbors	Neighbors Block Party	6	1/S	Complete	\$ 2,382.00	\$ 2,382.00
Southwest Community Council dba Citizens	COP Marketing	6	1/S	Complete	\$ 4,979.26	\$ 4,979.26
Baltimore Community ToolBank	Enhancements to Inventory	6	1/S	Complete	\$ 5,000.00	\$ 5,000.00
LET'S GO Boys and Girls	LET'S GO Westport & Lakeland	6	1/S	Complete	\$ 5,000.00	\$ 5,000.00
Institute for Local Self-Reliance (ILSR)	Baltimore Compost Project	6	2/M	Complete	\$ 7,777.70	\$ 7,777.70
Living Classrooms	BEE SMART Summer Program	6	2/M	Complete	\$ 8,000.00	\$ 8,000.00
American Visionary Art Museum	Flicks from the Hill 2021	6	2/M	Complete	\$ 11,578.00	\$ 11,578.00
Federal Hill Main Street, Inc.	Fed Hill Main St. Op. Support	6	2/M	Complete	\$ 14,487.00	\$ 14,487.00
Westport Patriots	Facility Prep, Program Support	6	2/M	Complete	\$ 36,869.00	\$ 36,869.00
Baltimore Outreach Services	Wellness for Families	6	2/M	Complete	\$ 40,000.00	\$ 40,000.00
Baltimore Compost Collective	Baltimore Compost Project	6	2/M	Complete	\$ 40,777.70	\$ 40,777.70
Family Health Centers of Baltimore Inc.	Maternal Child Initiative	6	2/M	Complete	\$ 40,958.56	\$ 40,958.56
Westport Patriots	Youth Sports Competitions	6	2/M	Complete	\$ 45,483.00	\$ 45,483.00
Pigtown Main Street	Pigtown ABC easy as 1,2,3	6	2/M	Complete	\$ 47,421.00	\$ 47,421.00
Southwest Partnership	Bird Ambassadors	6	2/M	Complete	\$ 47,421.00	\$ 47,421.00
Boys & Girls Clubs of Metropolitan Baltim	Westport Boys & Girls Club	6	2/M	Complete	\$ 48,500.00	\$ 48,500.00
Thomas Johnson Elementary Middle School P	Thomas Johnson Outdoor Space	6	2/M	Complete	\$ 49,950.00	\$ 49,950.00
Cherry Hill United Methodist Church	Soup Kitchen & Pantry	7	1/S	Complete	\$ 5,000.00	\$ 5,000.00
LETS GO Boys and Girls, Inc..	Westport MD Science Olympiad	7	1/S	Complete	\$ 5,000.00	\$ 5,000.00
Pigtown Community Garden.	Garden Program Support	7	1/S	Complete	\$ 5,000.00	\$ 5,000.00
Saint Agnes Hospital Foundation, Inc.	Saint Agnes Food Rx Program	7	2/M	Cancelled	\$ -	\$ -
Baltimore Office of Promotion & The Arts,	Sharp-Leadenhall Mural..	7	2/M	Canceled	\$ -	\$ -
SCRAP School and Community Reuse Action P	Reuse Arts Installation	7	2/M	Complete	\$ 3,397.88	\$ 3,397.88
Leveling the Playing Field, Inc. .	Westport Program Support.	7	2/M	Complete	\$ 10,000.00	\$ 10,000.00
My Fathers Plan, Inc..	Community Cleanup.	7	2/M	Complete	\$ 13,000.00	\$ 13,000.00
"Southwest Community Council d/b/a Citiz	Carroll Park Gateway	7	2/M	Complete	\$ 28,058.27	\$ 28,058.27

Third Party Provider	Project Title	Grant Cycle	Grant Tier	Project Status	SBGP Funding Amount	SBGP Funding Expended
George Washington Elementary School	GWES Outdoor Space	7	2/M	Active	\$ 29,000.00	\$ 1,840.00
A	After-School Programming.	7	2/M	Complete	\$ 29,975.06	\$ 29,975.06
Fishes and Loaves Pantry, Inc..	"Fishes and Loaves Pantry."	7	2/M	Complete	\$ 34,987.76	\$ 34,987.76
Up2Us, Inc..	Youth Development Training..	7	2/M	Complete	\$ 35,000.00	\$ 35,000.00
Southwest Partnership, Inc.	Carey St. Bridge Updates	7	2/M	Complete	\$ 36,000.00	\$ 36,000.00
"Cherry Hill Eagles Foundation, Inc.."	Program Support..	7	2/M	Complete	\$ 37,626.02	\$ 37,626.02
Resident Services Incorporated	Bedtime in a Box	7	2/M	Complete	\$ 39,043.00	\$ 39,043.00
RICH Organization d/b/a Restoring Inner C	"RICH Workforce Development.."	7	2/M	Complete	\$ 43,804.65	\$ 43,804.65
Westport Community Economic Development	Green Ambassadors..	7	2/M	Complete	\$ 45,000.00	\$ 45,000.00
My G.I.R.L.S. Inc..	The Thrown Awaits..	7	2/M	Complete	\$ 49,895.00	\$ 49,895.00
Black Yield Institute, Inc.	Food Sovereignty ..	7	3/L	Complete	\$ 59,392.11	\$ 59,392.11
Community Grants (FY 2022)						
GraceCity Church	Good Neighbor Nutrition	8	1/S	Complete	\$ 3,775.44	\$ 3,775.44
Federal Hill Main Street, Inc.."	Free Family Programs.	8	2/M	Complete	\$ 11,568.83	\$ 11,568.83
Living Classrooms Foundation	Masonville Cove School	8	2/M	Complete	\$ 17,000.00	\$ 17,000.00
"South Creek Community Development Corpor	Pantry on the Go	8	2/M	Complete	\$ 25,000.00	\$ 25,000.00
National Federation of the Blind.	Blind Civil Rights Museum..	8	2/M	Complete	\$ 27,000.00	\$ 27,000.00
Federal Hill Prep Parent Teacher Organiz	Facility Improvements	8	2/M	Complete	\$ 32,062.60	\$ 32,062.60
Westport Community Economic Development C	Welcome to Harbor West	8	2/M	Complete	\$ 39,572.00	\$ 39,572.00
LET'S GO Boys and Girls.	Grow through STEM	8	2/M	Complete	\$ 45,000.00	\$ 45,000.00
Baltimore Community Rowing	Reach High Baltimore	8	2/M	Complete	\$ 45,594.60	\$ 45,594.60
Baltimore Animal Rescue and Care Shelter	Preserving Families .	8	3/L	Complete	\$ 30,000.00	\$ 30,000.00
Leadenhall Baptist Church.	Window Restoration	8	3/L	Complete	\$ 50,000.00	\$ 50,000.00
Cherry Hill Development Corporation	Blight Reduction	8	3/L	Active	\$ 100,000.00	\$ 12,000.00
Ebenezer Kingdom Builders, Inc.	First Floor Renovation.	8	3/L	Active	\$ 100,000.00	\$ 76,451.05
Federal Hill Neighborhood Association, In	Cross Street Block Party	9	0/Spark	Complete	\$ 1,300.00	\$ 1,300.00
Baltimore Community ToolBank	Networking & Inventory	9	0/Spark	Complete	\$ 2,000.00	\$ 2,000.00
Lakeland Community Association Partnersh	Lakeland Connection .	9	0/Spark	Complete	\$ 2,000.00	\$ 2,000.00
The Kerry Kares Foundation, Inc..	Senior Bus Trip.	9	1/S	Complete	\$ 2,250.00	\$ 2,250.00
Neighbors Meeting Neighbors	Neighbors Block Party	9	1/S	Complete	\$ 2,732.34	\$ 2,732.34
"Barre Circle Community Association."	McHenry St. Fencing	9	1/S	Complete	\$ 2,895.00	\$ 2,895.00
George Washington Elementary School, Bal	GWES Shade Structure.	9	1/S	Active	\$ 4,650.00	\$ -
South Baltimore United, Inc.	Community News	9	1/S	Complete	\$ 4,979.00	\$ 4,979.00
South Baltimore Neighborhood Association	Tree Canopy Care & Expansion	9	1/S	Active	\$ 4,985.00	\$ 3,400.00
1012 Sports.	Football Mentorship.	9	1/S	Complete	\$ 4,990.70	\$ 4,990.70
Fishes and Loaves Pantry Inc..	Lakeland Block Party.	9	1/S	Complete	\$ 5,000.00	\$ 5,000.00
Our Joyful Noise Baltimore Inc.	Music in the Air.	9	1/S	Complete	\$ 5,000.00	\$ 5,000.00
Restoring Inner City Hope, Inc..	RICH Workforce Development	9	1/S	Complete	\$ 5,000.00	\$ 5,000.00
South Baltimore Learning Corp Inc	Book Lovers Unity Cookout.	9	1/S	Complete	\$ 5,000.00	\$ 5,000.00
Taste Wise Kids Inc.	Days of Taste	9	1/S	Complete	\$ 5,000.00	\$ 5,000.00
Friends of Carroll Park Inc.	Chant Down 2022	9	2/M	Complete	\$ 8,000.00	\$ 8,000.00
Baltimore Urban Baseball Association	Support for Coaching	9	2/M	Complete	\$ 10,000.00	\$ 10,000.00
Southwest Community Council Inc. dba Citi	Sharps Disposal	9	2/M	Active	\$ 16,100.00	\$ 10,417.84
Federal Hill Main Street, Inc..	Business and Resident Support	9	2/M	Complete	\$ 30,311.96	\$ 30,311.96
Higher Achievement Program, Inc.	Higher Achievement	9	2/M	Complete	\$ 40,000.00	\$ 40,000.00
God's Best Family, Inc.	South Balt Engagement Center	9	2/M	Complete	\$ 41,700.00	\$ 41,700.00
Baltimore Outreach Services Inc. .	Journey to Independence	9	2/M	Complete	\$ 45,000.00	\$ 45,000.00
Saint Barnabas and Saint Susanna (SBSS) C	Courtyard renovation	9	2/M	Complete	\$ 45,000.00	\$ 45,000.00
Southwest Partnership, Inc.	CCB Elem School Playground	9	2/M	Active	\$ 48,980.00	\$ -
4MYCITY Inc.	Community Composting	9	2/M	Complete	\$ 49,500.00	\$ 49,500.00
Baltimore Compost Collective	Compost Programs	9	2/M	Complete	\$ 49,500.00	\$ 49,500.00
Living Classrooms Foundation Inc.	BEESMART Summer Program	9	2/M	Complete	\$ 49,602.00	\$ 49,602.00
Harbor Hospital, Inc. dba MedStar Harbor	Harbor Park West	9	2/M	Complete	\$ 49,628.00	\$ 49,628.00
Waterfront Partnership of Baltimore	Water Trail Master Plan	9	3/L	Complete	\$ 70,000.00	\$ 70,000.00

Third Party Provider	Project Title	Grant Cycle	Grant Tier	Project Status	SBGP Funding Amount	SBGP Funding Expended
Pigtown Main Street Inc..	Progress In Pigtown .	9	3/L	Active	\$ 70,700.00	\$ 65,452.16
Black Yield Institute.	Food Sovereignty Strategy	9	3/L	Active	\$ 70,745.95	\$ 70,703.02
Community Grants (FY 2023)						
Federal Hill South Neighborhood Associat	Community Greening.	10	0/Spark	Complete	\$ 1,885.32	\$ 1,885.32
Neighbors Meeting Neighbors	Marketing.	10	1/S	Complete	\$ 3,000.00	\$ 3,000.00
"Federal Hill Neighborhood Association In	Historic House Tour.	10	1/S	Active	\$ 5,000.00	\$ 4,665.98
Baltimore Community ToolBank.	Enhancing Safety & Security.	10	2/M	Active	\$ 11,400.00	\$ 10,156.00
Libraries Without Borders	Baltimore Crown Project.	10	2/M	Active	\$ 20,000.00	\$ 15,000.00
God's Best Family Inc.	South Balt Engagement Center	10	2/M	Active	\$ 30,000.00	\$ 25,000.00
Living Classrooms Foundation	Climate Changemakers	10	2/M	Active	\$ 39,335.00	\$ -
"National Audubon Society dba Patterson P	Bird Ambassadors	10	2/M	Active	\$ 42,000.00	\$ 32,280.10
LETS GO Boys and Girls, Inc.	LETS GO STEM	10	2/M	Complete	\$ 48,999.90	\$ 48,999.90
Business Volunteers Maryland.	Capacity Accelerator	10	3/L	Active	\$ 70,000.00	\$ 30,436.68
Elev8 Baltimore Inc.	Adult High School.	10	3/L	Active	\$ 75,000.00	\$ 14,047.26
Stars & Stripes Parade Committee	Federal Hill July 4th Parade	11	0/Spark	Active	\$ 1,995.00	\$ -
Southwest Community Council dba Citizens	Telecommunication Grant	11	0/Spark	Active	\$ 2,000.00	\$ 1,452.17
Federal Hill Neighborhood Association	Cross Street Block Party	11	0/Spark	Active	\$ 2,000.00	\$ -
Pigtown Food For Thought Gardens	PFFT - Steel Boxes and Signs	11	1/S	Active	\$ 2,497.33	\$ -
South Baltimore United, Inc.	I Love SoBo Day	11	1/S	Complete	\$ 3,285.00	\$ 3,285.00
Neighbors Meeting Neighbors	Block Party	11	1/S	Active	\$ 4,000.00	\$ -
Our Joyful Noise Baltimore	Music in the Air Concerts	11	1/S	Complete	\$ 5,000.00	\$ 5,000.00
Federal Hill Preparatory School PTO	Field Trips Transportation	11	1/S	Active	\$ 4,500.00	\$ -
Cherry Hill United Methodist Church	CHUMC - Food Ministry	11	1/S	Active	\$ 5,000.00	\$ 1,328.26
South Baltimore Learning Center	Book Lovers Community Cookout	11	1/S	Active	\$ 5,000.00	\$ 4,932.65
South Baltimore Neighborhood Association	SBNA Marketing Improvement	11	1/S	Active	\$ 5,000.00	\$ -
Saint Barnabas and Saint Susanna Coptic O	Community Service Coordinator	11	1/S	Active	\$ 5,000.00	\$ 4,946.75
South Creek Community Development Corpora	S.M.A.R.T. Kids Hub	11	1/S	Active	\$ 5,000.00	\$ -
Southwest Community Council dba Citizens	Gateway Murals	11	2/M	Active	\$ 9,600.00	\$ -
The Kerry Kares Foundation	Kerry's Krew	11	2/M	Complete	\$ 12,584.28	\$ 12,584.28
TasteWise Kids	Days of Taste/Food Story Time	11	2/M	Active	\$ 14,000.00	\$ 8,740.21
South Baltimore Learning Center (SBLC)	SBLC Mindfulness Project	11	2/M	Active	\$ 15,000.00	\$ -
Healthy Neighborhoods Inc.	HNI Pigtown and Barre Circle	11	2/M	Active	\$ 17,309.00	\$ -
Saint Barnabas and Saint Susanna (SBSS) C	Courtyard Furnishing	11	2/M	Active	\$ 20,000.00	\$ -
Baltimore Outreach Services	Wellness 4 Homeless Families	11	2/M	Active	\$ 22,500.00	\$ -
My G.I.R.L.S., Inc.	Cheer Your Way to Wellness	11	2/M	Complete	\$ 30,000.00	\$ 30,000.00
Black Yield Institute	Food Sovereignty Strategy	11	2/M	Active	\$ 34,234.00	\$ -
The University of Maryland Foundation, In	Green Lions Collaborative	11	2/M	Active	\$ 45,750.00	\$ -
Improving Education	All Children Ready	11	2/M	Active	\$ 49,000.00	\$ 20,747.99
Fishes & Loaves Pantry	Fishes & Loaves Pantry	11	2/M	Active	\$ 49,100.00	\$ 20,590.75
Ebenezer Kingdom Builders, Inc.	First Floor Renovation	11	3/L	Active	\$ 75,000.00	\$ -
Pigtown Main Street Inc.	DAP Direct Action Partnership	11	3/L	Active	\$ 97,500.00	\$ -
RICH - Restoring Inner City Hope, Inc.	Youth Leadership Programming	11	3/L	Active	\$ 98,373.00	\$ -
Paul's Place, Inc.	Paul's Community Garden	11	3/L	Cancelled		\$ -
Community Grants (FY 2024)						
Baltimore Community ToolBank	Community Networking	12	0/Spark	Active	\$ 1,400.00	\$ -
Baltimore Community ToolBank	Tech Inventory Enhancements	12	1/S	Active	\$ 3,600.00	\$ -
Baltimore Outreach Services, Inc	BOS Shelter Youth Education	12	1/S	Active	\$ 4,200.00	\$ -
Thomas Johnson Elementary Middle School P	Field Trip Transportation	12	1/S	Active	\$ 4,600.00	\$ -
Riverside Neighborhood Association, Inc.	Riverside Placemaking Kickoff	12	1/S	Active	\$ 5,000.00	\$ -
Pride of Baltimore, Inc.	Pride II: Free Sails	12	2/M	Active	\$ 9,661.50	\$ -
South Creek Community Development Corpora	Concert and Dance Project	12	2/M	Active	\$ 10,000.00	\$ -
Baltimore Animal Rescue and Care Shelter	Keeping Pets With Families	12	2/M	Active	\$ 15,000.00	\$ -
Cherry Hill United Methodist Church	Food Ministry Mobile Pantry	12	2/M	Active	\$ 15,000.00	\$ -
Living Classrooms Foundation	Environmental Education at MC	12	2/M	Active	\$ 15,000.00	\$ -

Third Party Provider	Project Title	Grant Cycle	Grant Tier	Project Status	SBGP Funding Amount	SBGP Funding Expended
Federal Hill Main Street, Inc.	FedHill Local Vitality	12	2/M	Active	\$ 16,000.00	\$ -
City of Refuge Baltimore	CORB's Food Stability Program	12	2/M	Active	\$ 24,530.49	\$ -
Historic Sharp Leadenhall Community	Year of Preservation for All	12	2/M	Active	\$ 24,582.00	\$ -
Baltimore Office of Promotion and the Art	Sobo Concert Series	12	2/M	Active	\$ 25,000.00	\$ -
Cherry Hill Strong Inc.	Community Wellness	12	2/M	Active	\$ 30,000.00	\$ -
God's Best Family Inc	Family Programs	12	2/M	Active	\$ 30,000.00	\$ -
Higher Achievement Program, Inc.	Closing Opportunity Gaps	12	2/M	Active	\$ 30,000.00	\$ -
National Audubon Society dba Audubon Mid-	Awareness & Action in Pigtown	12	2/M	Active	\$ 35,000.00	\$ -
The Be. Org	The Food Playground - CCB	12	2/M	Active	\$ 35,000.00	\$ -
Mount Winans Community Development Corpor	Boosting Community Wellness	12	2/M	Active	\$ 45,000.00	\$ -
Resident Services Inc.	Project 1902	12	2/M	Active	\$ 45,000.00	\$ -
Federal Hill Neighborhood Association Inc	Greening UP4Fam	12	2/M	Active	\$ 48,450.00	\$ -
LETS GO Boys and Girls, Inc	STEM Career Catalyst	12	2/M	Active	\$ 49,900.00	\$ -
Baltimore Community Rowing	Reach High Baltimore	12	2/M	Active	\$ 49,995.00	\$ -
Harbor Hospital, Inc. dba MedStar Harbor	Mobile Health Center Program	12	2/M	Active	\$ 49,999.00	\$ -
Cherry Hill Development Corporation	Blight Reduction Phase 2	12	2/M	Active	\$ 49,999.99	\$ -
Enhanced Services (FY 2017)						
BCRP	Middle Branch Park Boat House	N/a	N/a	Complete	\$ 6,000.00	\$ 6,000.00
BCRP	Gwynns Falls Trail maintenanc	N/a	N/a	Complete	\$ 50,000.00	\$ 50,000.00
BCRP	Middle Branch Boat Launch Rep	N/a	N/a	Complete	\$ 94,000.00	\$ 94,000.00
Mayor's Office of Employment Development	Youthworks Summer Youth Emplo	N/a	N/a	Complete	\$ 100,000.00	\$ 100,000.00
Enhanced Services (FY 2018)						
Donovan Landcare fbo Barre Circle Communi	Barre Circle Landscaping	N/a	N/a	Complete	\$ 6,300.00	\$ 6,300.00
TITO Contracting	Mount Claire Stable Painting	N/a	N/a	Complete	\$ 15,231.77	\$ 15,231.77
Waterfront Partnership of Baltimore	Robert Baker Park Maintenance	N/a	N/a	Complete	\$ 15,422.50	\$ 15,422.50
UMBC Foundation	Lakeland STEAM Center Stairs	N/a	N/a	Complete	\$ 16,275.00	\$ 16,275.00
Living Design Lab	Carroll Park Rec Center Asses	N/a	N/a	Complete	\$ 18,000.00	\$ 18,000.00
Otterbein Community Association	Landscaping Services - Otterb	N/a	N/a	Complete	\$ 27,442.00	\$ 27,442.00
Waterfront Partnership of Baltimore	Federal Hill Capital Improvem	N/a	N/a	Complete	\$ 29,883.86	\$ 29,883.86
BCRP	Rhythm & Reels	N/a	N/a	Complete	\$ 46,000.00	\$ 46,000.00
Waterfront Partnership of Baltimore	Federal Hill Park Maintenance	N/a	N/a	Complete	\$ 48,047.95	\$ 48,047.95
BOPA	SOBO Summer Music Series	N/a	N/a	Complete	\$ 80,000.00	\$ 80,000.00
Parks and People Foundation	Free Summer Youth Sports Leag	N/a	N/a	Complete	\$ 98,542.00	\$ 98,542.00
Waterfront Partnership of Baltimore	Gwynns Falls Trash Wheel Desi	N/a	N/a	Complete	\$ 100,000.00	\$ 100,000.00
Enhanced Services (FY 2019)						
P. Flanigan & Sons, Inc.	Playground Site Work at Floren	N/a	N/a	Complete	\$ -	\$ -
BCRP	Carroll Park & Lakeland Youth	N/a	N/a	Complete	\$ 623.00	\$ 623.00
Baltimore Green Works	BCRP Intern-GIS Mapping	N/a	N/a	Complete	\$ 1,590.00	\$ 1,590.00
Waterfront Partnership of Baltimore	Robert Baker Park Maintenance	N/a	N/a	Complete	\$ 5,459.88	\$ 5,459.88
Ball-Starz Unlimited	Recreation program supplies	N/a	N/a	Complete	\$ 6,230.68	\$ 6,230.68
Scott Jones & Sons	Riverside Equipment Installat	N/a	N/a	Complete	\$ 7,400.00	\$ 7,400.00
Victory Stanley	Furniture/Trash Can Upgrades-	N/a	N/a	Complete	\$ 7,681.00	\$ 7,681.00
BCRP / Baltimore City Foundation	Day of Play 2019	N/a	N/a	Complete	\$ 8,367.30	\$ 8,367.30
KaBOOM!	Westport Playground - Install	N/a	N/a	Complete	\$ 8,500.00	\$ 8,500.00
Waterfront Partnership of Baltimore	Robert Baker Park Maintenance	N/a	N/a	Complete	\$ 8,630.09	\$ 8,630.09
Donovan Landcare fbo Barre Circle Communi	Barre Circle Landscaping	N/a	N/a	Complete	\$ 8,930.00	\$ 8,930.00
Active Social Communities / Volo City Kid	Day of Play 2019: Opening Day	N/a	N/a	Complete	\$ 10,000.00	\$ 10,000.00
Flag Poles	Federal Hill and Riverside Fl	N/a	N/a	Complete	\$ 10,168.66	\$ 10,168.66
BCRP	Patapsco Recreational Center	N/a	N/a	Complete	\$ 11,545.00	\$ 11,545.00
BOPA	Patapsco River Project Restor	N/a	N/a	Complete	\$ 11,700.00	\$ 11,700.00
Bif Browning	Rhythm & Reels 2019 - Bands	N/a	N/a	Complete	\$ 12,000.00	\$ 12,000.00
Sparks Quality Fencing Company	Conway St Park Fencing	N/a	N/a	Complete	\$ 13,061.13	\$ 13,061.13
JB Contractors	Rowing Club - Front Walk Way	N/a	N/a	Complete	\$ 13,920.22	\$ 13,920.22
JB Contractors	Rowing Club - Fishing Pier	N/a	N/a	Complete	\$ 14,754.84	\$ 14,754.84

Third Party Provider	Project Title	Grant Cycle	Grant Tier	Project Status	SBGP Funding Amount	SBGP Funding Expended
Active Social Communities / Volo City Kid	Free Fall Youth Sports League	N/a	N/a	Complete	\$ 15,000.00	\$ 15,000.00
JB Contractors	Middle Branch Canoe Launch	N/a	N/a	Complete	\$ 15,628.00	\$ 15,628.00
Davey Tree Experts	Barre Circle Tree Pruning	N/a	N/a	Complete	\$ 16,340.00	\$ 16,340.00
Edrich Lumber	Mulch and Soil Donation for 2	N/a	N/a	Complete	\$ 17,925.00	\$ 17,925.00
BOPA	Art on the Waterfront	N/a	N/a	Complete	\$ 18,850.00	\$ 18,850.00
BCRP	Lakeland Steam Center Equipme	N/a	N/a	Complete	\$ 22,009.02	\$ 22,009.02
South Harbor Renaissance	Fed Hill Playground Upgrade	N/a	N/a	Complete	\$ 24,281.00	\$ 24,281.00
Waterfront Partnership of Baltimore	Federal Hill Park Maintenance	N/a	N/a	Complete	\$ 24,404.95	\$ 24,404.95
Waterfront Partnership of Baltimore	Enhanced Landscaping for Fede	N/a	N/a	Complete	\$ 24,891.12	\$ 24,891.12
Art with a Heart	Art in the Park	N/a	N/a	Complete	\$ 26,000.00	\$ 26,000.00
Pinehurst fbo Federal Hill Main Street, I	Federal Hill Main Street Beau	N/a	N/a	Complete	\$ 26,542.39	\$ 26,542.39
Friends of Carroll Park	Carroll Park Summer Concert	N/a	N/a	Complete	\$ 30,000.00	\$ 30,000.00
Kompan	Riverside Park Equipment	N/a	N/a	Complete	\$ 30,083.00	\$ 30,083.00
Geo-Technology Associates, Inc.	Reedbird Environmental Manage	N/a	N/a	Complete	\$ 30,710.00	\$ 30,710.00
Lorenz, Inc	Middle Branch Park Maintenanc	N/a	N/a	Complete	\$ 37,630.00	\$ 37,630.00
Living Classrooms	Federal Hill Main Street Clean	N/a	N/a	Complete	\$ 46,554.00	\$ 46,554.00
Active Social Communities / Volo City Kid	2019 South Baltimore Youth Sp	N/a	N/a	Complete	\$ 48,500.00	\$ 48,500.00
BCRP	Parkapalooza	N/a	N/a	Complete	\$ 50,000.00	\$ 50,000.00
Cal Ripkin Senior Foundation	Turf Ballfield at Reedbird	N/a	N/a	Complete	\$ 50,000.00	\$ 50,000.00
BOPA	SOBO Music Series 2019	N/a	N/a	Complete	\$ 59,575.00	\$ 59,575.00
Lorenz, Inc.	Middle Branch Landscaping	N/a	N/a	Complete	\$ 68,446.92	\$ 68,446.92
BCRP	Rhythm & Reels 2019 - Managem	N/a	N/a	Complete	\$ 72,197.94	\$ 72,197.94
Grow Home	2019 Youth Sports Program	N/a	N/a	Complete	\$ 76,230.00	\$ 76,230.00
Floura Teeter Landscape Architects	Westport Master Planning - FI	N/a	N/a	Complete	\$ 92,726.62	\$ 92,726.62
Lorenz, Inc.	295/BW Pkwy Median Landscape	N/a	N/a	Complete	\$ 289,450.00	\$ 289,450.00
Youth Resiliency Institute (Fusion Partne	2019 4th of July Celebration	N/a	N/a	Complete	\$ 501,846.57	\$ 501,846.57
Enhanced Services (FY 2020)						
Linda Felder House of Etiquette Inc.	Fabric Face Masks	N/a	N/a	Complete	\$ 575.00	\$ 575.00
SBGP	COVID19 Resp: Misc Supplies	N/a	N/a	Complete	\$ 2,174.00	\$ 2,174.00
Active Social Communities / Volo City Kid	2020 Spring Sports East	N/a	N/a	Complete	\$ 2,750.00	\$ 2,750.00
Active Social Communities / Volo City Kid	2020 Spring Sports West	N/a	N/a	Complete	\$ 2,750.00	\$ 2,750.00
Active Social Communities / Volo City Kid	2020 Spring Sports South	N/a	N/a	Complete	\$ 2,750.00	\$ 2,750.00
Cal Ripken Senior Foundation	Digital Harbor Field Design	N/a	N/a	Complete	\$ 3,000.00	\$ 3,000.00
Cherry Hill Eagles Foundation	COVID-AID for Youth in Cherry	N/a	N/a	Complete	\$ 4,725.02	\$ 4,725.02
ShareBaby, Inc.	Baby diaper distribution	N/a	N/a	Complete	\$ 4,950.00	\$ 4,950.00
Fishes and Loaves Pantry	COVID-AID Lakeland	N/a	N/a	Complete	\$ 5,000.00	\$ 5,000.00
Federal Hill South Neighborhood Associati	Henry St. Survey & Study	N/a	N/a	Complete	\$ 5,000.00	\$ 5,000.00
Leveling the Playing Field	LPF SB Expansion Project	N/a	N/a	Complete	\$ 5,000.00	\$ 5,000.00
Active Social Communities / Volo City Kid	2020 Day of Play	N/a	N/a	Complete	\$ 6,500.00	\$ 6,500.00
Fishes and Loaves Pantry	Volunteer Stipends	N/a	N/a	Complete	\$ 7,200.00	\$ 7,200.00
Lorenz, Inc.	BW Pkwy/295 Median Maint 2020	N/a	N/a	Complete	\$ 7,600.00	\$ 7,600.00
Donovan Landcare	Barre Circle Mowing	N/a	N/a	Complete	\$ 7,650.00	\$ 7,650.00
BCRP	Buses for Dist. Summer Camps	N/a	N/a	Complete	\$ 10,682.00	\$ 10,682.00
Waterfront Partnership	Robert Baker Park	N/a	N/a	Complete	\$ 13,943.28	\$ 13,943.28
Ruppert Landscape	Otterbein Park Benches	N/a	N/a	Complete	\$ 15,600.00	\$ 15,600.00
Federal Hill Main Street	Federal Hill Beautification	N/a	N/a	Complete	\$ 15,833.00	\$ 15,833.00
Neighborhood Design Center	Neighborhood Business Reopenin	N/a	N/a	Complete	\$ 20,500.00	\$ 20,500.00
Youth Resiliency Institute (Fusion Partne	A Dream In Cherry Hill	N/a	N/a	Complete	\$ 27,010.00	\$ 27,010.00
Pigtown Main Street	Pigtown Landscaping and Mainte	N/a	N/a	Complete	\$ 34,037.15	\$ 34,037.15
Pigtown Main Street	Pigtown Main Street Landscape	N/a	N/a	Complete	\$ 38,124.94	\$ 38,124.94
Fusion Partnerships	4th of July On Middle Branch	N/a	N/a	Complete	\$ 38,596.74	\$ 38,596.74
Living Classrooms	Project Serve	N/a	N/a	Complete	\$ 43,362.00	\$ 43,362.00
Rails-To-Trails-Conservancy	Warner Streetscape Design	N/a	N/a	Complete	\$ 45,801.31	\$ 45,801.31
Living Classrooms Foundation	Project SLURRP	N/a	N/a	Complete	\$ 49,132.00	\$ 49,132.00

Third Party Provider	Project Title	Grant Cycle	Grant Tier	Project Status	SBGP Funding Amount	SBGP Funding Expended
Active Social Communities / Volo City Kid	Volo City Fall Youth Sports	N/a	N/a	Complete	\$ 49,500.00	\$ 49,500.00
Federal Hill Main Street, Inc.	FHMS Capacity & Brand	N/a	N/a	Complete	\$ 49,696.00	\$ 49,696.00
Baltimore Urban Baseball Association (BUB	Urban Youth Baseball	N/a	N/a	Complete	\$ 49,990.00	\$ 49,990.00
Living Classrooms Foundation	Federal Hill Beautification	N/a	N/a	Complete	\$ 58,340.50	\$ 58,340.50
Waterfront Partnership	Federal Hill Park	N/a	N/a	Complete	\$ 59,193.24	\$ 59,193.24
Cherry Hill Eagles Foundation	Cherry Hill Eagles Youth Dev.	N/a	N/a	Complete	\$ 65,388.00	\$ 65,388.00
BCRP	BCRP Canoe and Outdoor Rec	N/a	N/a	Complete	\$ 71,315.00	\$ 71,315.00
Westport Community Economic Development C	Westport Aid Distribution	N/a	N/a	Complete	\$ 72,393.25	\$ 72,393.25
Cherry Hill Development Corporation	Cherry Hill Aid Distribution	N/a	N/a	Complete	\$ 92,394.00	\$ 92,394.00
Southwest Baltimore Charter School Inc.	Motorized Gym Divider Wall	N/a	N/a	Complete	\$ 100,000.00	\$ 100,000.00
Maryland Food Bank	Food Bank COVID-19 Delivery	N/a	N/a	Complete	\$ 500,000.00	\$ 500,000.00
Enhanced Services (FY 2021)						
Cherry Hill Tenant Council	Home board games to promote sa	N/a	N/a	Complete	\$ 1,475.75	\$ 1,475.75
Cherry Hill Eagles Foundation	Summer 2021 Youth Development	N/a	N/a	Complete	\$ 2,100.00	\$ 2,100.00
Pigtown Main Street Inc.	Pigtown Reopening Incentives	N/a	N/a	Complete	\$ 4,635.00	\$ 4,635.00
Fishes and Loaves Pantry Inc.	COVID-19 Aid July Volunteers	N/a	N/a	Complete	\$ 4,800.00	\$ 4,800.00
Donovan Landcare	Barre Circle Lawn & Leaf Care	N/a	N/a	Complete	\$ 7,650.00	\$ 7,650.00
Victor Stanley, Inc.	Middle Branch Park Trash Cans	N/a	N/a	Complete	\$ 7,986.00	\$ 7,986.00
Lorenz, Inc	Middle Branch Maintenance	N/a	N/a	Complete	\$ 9,450.00	\$ 9,450.00
Active Social Communities dba Volo City K	Winter21 Virtual Youth Sports	N/a	N/a	Complete	\$ 10,000.00	\$ 10,000.00
Pigtown Main Street	Business Reopening Project	N/a	N/a	Complete	\$ 10,702.94	\$ 10,702.94
Graham Projects LLC	Pigtown Placemaking Design	N/a	N/a	Complete	\$ 11,760.00	\$ 11,760.00
Waterfront Partnership	Robert Baker Park Maintenance	N/a	N/a	Complete	\$ 15,592.21	\$ 15,592.21
Lorenz, Inc	Middle Branch Clearing '21	N/a	N/a	Complete	\$ 18,500.00	\$ 18,500.00
Graham Projects LLC	Pigtown Placemaking Mngmt	N/a	N/a	Complete	\$ 20,130.00	\$ 20,130.00
Waterfront Partnership	GF Trash Wheel Operating	N/a	N/a	Complete	\$ 23,000.00	\$ 23,000.00
Aspen Building Products, Inc	Mt Clare Museum Gate & Fence	N/a	N/a	Complete	\$ 23,355.00	\$ 23,355.00
Grow Home, Inc.	Summer Youth Sports	N/a	N/a	Complete	\$ 25,242.59	\$ 25,242.59
Rummel, Klepper & Kahl, LLP	Field Light Soil Borings	N/a	N/a	Complete	\$ 26,395.00	\$ 26,395.00
Victor Stanley, Inc.	Carroll Park Trash Cans	N/a	N/a	Complete	\$ 29,713.00	\$ 29,713.00
Pinehurst Landscape Company, Inc.	PTMS 2021 Landscape Maint.	N/a	N/a	Complete	\$ 30,319.85	\$ 30,319.85
Graham Projects LLC	Pigtown Placemaking Installtn	N/a	N/a	Complete	\$ 33,210.00	\$ 33,210.00
Pinehurst Landscaping Co., Inc.	Pigtown Reopening	N/a	N/a	Complete	\$ 33,345.18	\$ 33,345.18
Pinehurst Landscaping Co., Inc.	Federal Hill Reopening	N/a	N/a	Complete	\$ 33,890.96	\$ 33,890.96
Active Social Communities dba Volo City K	Summer Youth Sports	N/a	N/a	Complete	\$ 35,000.00	\$ 35,000.00
Cherry Hill Eagles Foundation	Spring-Fall 2021 Programming	N/a	N/a	Complete	\$ 47,041.44	\$ 47,041.44
Cherry Hill Eagles Foundation	2021 Overhead Support	N/a	N/a	Complete	\$ 47,197.83	\$ 47,197.83
Geo-Technology Associates, Inc.	MBFWC Sub-Slab Ventilation	N/a	N/a	Active	\$ 49,500.00	\$ 41,334.48
Graham Projects LLC	Pigtown Placemaking Procure	N/a	N/a	Complete	\$ 49,900.00	\$ 49,900.00
Baltimore Urban Baseball Association (BUB	Facility Rent	N/a	N/a	Complete	\$ 56,000.00	\$ 56,000.00
Federal Hill Main Street	FHMS Reopening	N/a	N/a	Complete	\$ 61,550.11	\$ 61,550.11
Waterfront Partnership	Federal Hill Park Maintenance	N/a	N/a	Complete	\$ 64,354.24	\$ 64,354.24
Geo-Technology Associates, Inc.	Reedbird Park Enviro. Assess.	N/a	N/a	Active	\$ 110,789.50	\$ 109,503.02
Youth Resiliency Institute	Virtual 4th of July	N/a	N/a	Complete	\$ 147,690.90	\$ 147,690.90
Cal Ripken Sr. Foundation, Inc.	Turf Ballfield at Reedbird	N/a	N/a	Complete	\$ 1,100,266.09	\$ 1,100,266.09
Enhanced Services (FY 2022)						
Bartlett Tree Company Expert	Tree removal Fed Hill MS	N/a	N/a	Complete	\$ -	\$ -
Blue Water Baltimore	Trash Clean Ups So. Baltimore	N/a	N/a	Canceled	\$ -	\$ -
South Baltimore Partnership	Annual Heritage Festival	N/a	N/a	Complete	\$ 750.00	\$ 750.00
Lorenz, Inc .	Middle Branch Storm Debris	N/a	N/a	Complete	\$ 850.00	\$ 850.00
Renovation Resources	Baltimore Bolts Workshop Reno	N/a	N/a	Complete	\$ 2,945.00	\$ 2,945.00
ECS Mid Atlantic, LLC	Riverside Gazebo Assessment	N/a	N/a	Complete	\$ 3,000.00	\$ 3,000.00
Baltimore City Rec and Parks Youth Sports	Youth Sports Equipment	N/a	N/a	Complete	\$ 4,588.05	\$ 4,588.05
B&O Railroad Museum, Inc.	Black History Film Festival	N/a	N/a	Complete	\$ 5,000.00	\$ 5,000.00

Third Party Provider	Project Title	Grant Cycle	Grant Tier	Project Status	SBGP Funding Amount	SBGP Funding Expended
Southwest Sports and Fitness Alliance	2021 Sowebo Landmark 5k	N/a	N/a	Complete	\$ 5,000.00	\$ 5,000.00
Southwest Sports and Fitness Alliance	Tee Off for Kids Classic	N/a	N/a	Complete	\$ 5,000.00	\$ 5,000.00
My Father's Plan	FHMS Cleaning Bridge Contract	N/a	N/a	Complete	\$ 6,000.00	\$ 6,000.00
God's Best Family, Inc.	Operating Support	N/a	N/a	Active	\$ 8,025.00	\$ -
Youth Resiliency Institute	Street Naming Ceremony	N/a	N/a	Complete	\$ 9,212.13	\$ 9,212.13
Westport Patriots Organization	Tournament Transportation	N/a	N/a	Complete	\$ 10,500.00	\$ 10,500.00
Waterfront Partnership of Baltimore	Robert Baker Landscaping	N/a	N/a	Complete	\$ 14,864.85	\$ 14,864.85
Grow Home, Inc.	Youth Development Program	N/a	N/a	Complete	\$ 15,000.00	\$ 15,000.00
Mount Clare at Carroll Park Commission	Strategic Planning Meetings	N/a	N/a	Complete	\$ 24,338.85	\$ 24,338.85
Pinehurst Landscape Company	Landscape services for FHMS	N/a	N/a	Complete	\$ 26,450.24	\$ 26,450.24
Cal Ripken Sr. Foundation, Inc.	Baseball Prog. Westport BGC	N/a	N/a	Complete	\$ 28,750.00	\$ 28,750.00
Pinehurst Landscape Company	Fed Hill Weed & Watering	N/a	N/a	Complete	\$ 29,410.13	\$ 29,410.13
Baltimore City Rec and Parks Outdoor Recr	Outdoor Recreation Equipment	N/a	N/a	Complete	\$ 32,932.31	\$ 32,932.31
Active Social Communities dba Volo City K	Spring Programs	N/a	N/a	Complete	\$ 37,500.00	\$ 37,500.00
Active Social Communities dba Volo City K	Summer Programs	N/a	N/a	Complete	\$ 37,500.00	\$ 37,500.00
Mount Clare at Carroll Park Commission	Journey to Jubilee	N/a	N/a	Complete	\$ 39,869.11	\$ 39,869.11
My Father's Plan	FHMS Cleaning 6 Mo. Contract	N/a	N/a	Complete	\$ 40,625.00	\$ 40,625.00
Pinehurst Landscape Company	PTMS Landscaping Services	N/a	N/a	Complete	\$ 42,846.05	\$ 42,846.05
Grow Home, Inc.	Youth Sports	N/a	N/a	Complete	\$ 45,000.00	\$ 45,000.00
Pinehurst Landscape Company	Fed Hill Main St Portering	N/a	N/a	Complete	\$ 45,000.00	\$ 45,000.00
Baltimore Urban Baseball Association	Urban Youth Baseball Rent	N/a	N/a	Complete	\$ 46,000.00	\$ 46,000.00
Cal Ripken Sr. Foundation, Inc.	Baseball Prog. CHEF	N/a	N/a	Complete	\$ 46,250.00	\$ 46,250.00
EZ Docks South, Inc.	Kayak Launch	N/a	N/a	Complete	\$ 47,095.00	\$ 47,095.00
Active Social Communities dba Volo City K	Fall Youth Sports	N/a	N/a	Complete	\$ 49,500.00	\$ 49,500.00
Living Classrooms Foundation	Street Cleaning Southwest	N/a	N/a	Complete	\$ 81,073.52	\$ 81,073.52
Waterfront Partnership of Baltimore	Fed Hill Park Landscape	N/a	N/a	Complete	\$ 81,117.00	\$ 81,117.00
Westport Patriots Organization	Youth Programs	N/a	N/a	Active	\$ 100,000.00	\$ 91,402.00
Youth Resiliency Institute	4th of July	N/a	N/a	Complete	\$ 255,823.09	\$ 255,823.09
Rummel, Klepper, & Kahl, LLP (RK&K)	Florence Cummins Phase I Desig	N/a	N/a	Active	\$ 325,000.00	\$ 250,669.30
Enhanced Services (FY 2023)						
Metro Recreation, Inc.	Playground Renovation	N/a	N/a	Canceled	\$ -	\$ -
Cherry Hill Homes Tenant Council	Senior T-Shirts	N/a	N/a	Complete	\$ 700.00	\$ 700.00
Federal Hill Main Street	Pizza Box Trash Cans	N/a	N/a	Complete	\$ 2,135.00	\$ 2,135.00
Compu-Perfect Professional Services, LLC	Legal Fees, Mt. Clare Comm.	N/a	N/a	Complete	\$ 2,500.00	\$ 2,500.00
Black Vegetarian Society of Maryland	Vegan SoulFest Sponsorship	N/a	N/a	Complete	\$ 3,500.00	\$ 3,500.00
My Father's Plan, Inc.	Ridgely's Delight Cleaning	N/a	N/a	Active	\$ 4,000.00	\$ 3,000.00
G. Krug and Son, Inc.	RiversideGazebo CollarsLeaves	N/a	N/a	Complete	\$ 4,425.00	\$ 4,425.00
Westport Patriots Organization	Youth Banquet Trophies	N/a	N/a	Complete	\$ 4,909.39	\$ 4,909.39
CLLCTIVLY	We Give Black Sponsorship	N/a	N/a	Complete	\$ 5,000.00	\$ 5,000.00
Neighborhood Design Center	Middle Branch Trash Dash	N/a	N/a	Complete	\$ 5,000.00	\$ 5,000.00
Sharp-Leadenhall Clean/Green	South Baltimore Partnership	N/a	N/a	Complete	\$ 5,000.00	\$ 5,000.00
Baltimore Community ToolBank	Tool Bank Clean and Green	N/a	N/a	Active	\$ 5,000.00	\$ 4,568.16
Southwest Sports and Fitness Alliance	SOWEBO Landmark 5K	N/a	N/a	Active	\$ 5,000.00	\$ -
Donovan Landcare	Barre Circle Lawn Care	N/a	N/a	Complete	\$ 7,650.00	\$ 7,650.00
Donovan Landcare	Barre Circle Landscaping	N/a	N/a	Active	\$ 8,750.00	\$ 7,125.00
Pigtown Main Street	Ostend and Washington Mural	N/a	N/a	Complete	\$ 8,922.50	\$ 8,922.50
My Father's Plan	Ridgely's Delight Cleaning	N/a	N/a	Complete	\$ 14,000.00	\$ 14,000.00
Westport Patriots	< 5 Tournament Charter Bus	N/a	N/a	Complete	\$ 14,580.00	\$ 14,580.00
Grow Home, Inc.	Youth Leadership Programs	N/a	N/a	Complete	\$ 15,000.00	\$ 15,000.00
JB Contracting, Inc.	Riverside Park Gazebo Refurb	N/a	N/a	Active	\$ 15,550.00	\$ -
Leveling The Playing Field, Inc	Sports Kit Program Expansion	N/a	N/a	Complete	\$ 20,000.00	\$ 20,000.00
KellyMaven Media	Emancipation Day Marketing	N/a	N/a	Complete	\$ 23,000.00	\$ 23,000.00
Waterfront Partnership of Baltimore, Inc.	Trash Wheel Operations	N/a	N/a	Complete	\$ 23,000.00	\$ 23,000.00
Grow Home, Inc.	Summer 7 on 7 Soccer League	N/a	N/a	Complete	\$ 24,980.00	\$ 24,980.00

Third Party Provider	Project Title	Grant Cycle	Grant Tier	Project Status	SBGP Funding Amount	SBGP Funding Expended
Pigtown Climbs	Program Van	N/a	N/a	Complete	\$ 25,000.00	\$ 25,000.00
Pigtown Climbs, Inc.	Site Preparation	N/a	N/a	Active	\$ 25,000.00	\$ -
Mount Clare at Carroll Park Commission	Emancipation Day Wrap-up	N/a	N/a	Complete	\$ 25,647.15	\$ 25,647.15
Cal Ripken Sr. Foundation	BCRP - Badges for Baseball	N/a	N/a	Active	\$ 26,000.00	\$ 15,000.00
JB Contracting, Inc.	Rowing Club Deck Repair	N/a	N/a	Complete	\$ 26,400.00	\$ 26,400.00
Pigtown Main Street Inc.	Cleaning Pigtown Main Street	N/a	N/a	Active	\$ 26,700.00	\$ 15,278.11
Cal Ripken Sr. Foundation Inc.	Carroll Park Field Site Work	N/a	N/a	Complete	\$ 26,797.00	\$ 26,797.00
JMT Global, Inc. dba Fastsigns 131001	Pigtown Main Street Signage	N/a	N/a	Complete	\$ 27,488.28	\$ 27,488.28
Kahil El' Zabar, LLC	Consultant for MCCPC	N/a	N/a	Complete	\$ 30,000.00	\$ 30,000.00
Spirit Groove Project/Lucy Slivinski	Emancipation Day Talent Mgmt.	N/a	N/a	Complete	\$ 30,000.00	\$ 30,000.00
Cal Ripken Sr. Foundation	BGC - Badges for Baseball	N/a	N/a	Active	\$ 31,000.00	\$ 13,000.00
EnviroCollab, LLC	Conway Street Park Design	N/a	N/a	Complete	\$ 32,660.00	\$ 32,660.00
Waterfront Partnership of Baltimore	Parks Landscaping	N/a	N/a	Complete	\$ 32,857.39	\$ 32,857.39
Elev8 Baltimore Inc	Experience Corps Program	N/a	N/a	Active	\$ 38,000.00	\$ 25,410.99
Pinehurst Landscape Company, Inc.	PTMS '23 Lands. Maintenance	N/a	N/a	Active	\$ 39,390.00	\$ 35,247.10
Katea Stitt	Mt. Clare Commission Consult.	N/a	N/a	Complete	\$ 40,000.00	\$ 40,000.00
Able Contractors, Inc.	Gazebo Roof Repair	N/a	N/a	Complete	\$ 41,000.00	\$ 41,000.00
Pinehurst Landscape Company, Inc.	FHMS Landscaping Services	N/a	N/a	Complete	\$ 41,654.96	\$ 41,654.96
Mount Clare at Carroll Park Commission	Emancipation Day Vendors	N/a	N/a	Active	\$ 41,978.18	\$ 40,278.18
Active Social Communities dba Volo Kids F	Youth Sports Programs	N/a	N/a	Complete	\$ 43,000.00	\$ 43,000.00
Cal Ripken Sr. Foundation	CHEF - Badges for Baseball	N/a	N/a	Active	\$ 43,000.00	\$ 34,500.00
Pigtown Climbs	Long Term Space Lease	N/a	N/a	Complete	\$ 44,000.00	\$ 44,000.00
Living Classrooms Foundation, Inc.	Waste Management Truck	N/a	N/a	Complete	\$ 44,947.82	\$ 44,947.82
Active Social Communities dba Volo City K	Fall 2022 Sports Programs	N/a	N/a	Complete	\$ 48,000.00	\$ 48,000.00
Cherry Hill Eagles Foundation, Inc.	Operating Expenses	N/a	N/a	Complete	\$ 48,500.00	\$ 48,500.00
Grow Home, Inc.	Youth Sports Programs	N/a	N/a	Complete	\$ 49,144.86	\$ 49,144.86
Cherry Hill Eagles Foundation, Inc.	Program Personnel Expenses	N/a	N/a	Complete	\$ 49,625.00	\$ 49,625.00
My G.I.R.L.S., Inc.	Reign Supreme	N/a	N/a	Complete	\$ 49,800.00	\$ 49,800.00
City of Baltimore	800 Block Battery Ave Lights	N/a	N/a	Complete	\$ 67,540.00	\$ 67,540.00
Baltimore Urban Baseball Association	Program Rent and Stipends	N/a	N/a	Complete	\$ 75,000.00	\$ 75,000.00
My Father's Plan	Federal Hill Cleaning	N/a	N/a	Active	\$ 84,000.00	\$ 81,000.00
Parks and People Foundation, Inc.	Solo Gibbs Playground	N/a	N/a	Complete	\$ 99,900.00	\$ 99,900.00
Waterfront Partnership of Baltimore	Fed Hill & RB Park Landscape	N/a	N/a	Active	\$ 109,175.36	\$ 9,097.95
Waste Management	My Fathers Plan	N/a	N/a	Active	\$ 259,466.00	\$ 220,734.00
Youth Resiliency Institute	4th of July	N/a	N/a	Active	\$ 262,110.00	\$ 242,202.80
Living Classrooms	Street Cleaning Southwest	N/a	N/a	Active	\$ 385,866.64	\$ 109,742.92
MCN Build, Inc.	Carroll Park Rec Center Reno	N/a	N/a	Active	\$ 3,270,475.00	\$ 1,349,762.25
Enhanced Services (FY 2024)						
God's Best Family	Youth Yoga Program	N/a	N/a	Active	\$ 1,800.00	\$ 900.00
Baltimore Tree Trust, Inc.	Barre Circle Tree Tending	N/a	N/a	Active	\$ 1,870.00	\$ -
Historic Sharp Leadenhll	Heritage Festival	N/a	N/a	Active	\$ 2,856.00	\$ -
Maryland Materials Playground Maintenance	GWES Shade Structure	N/a	N/a	Active	\$ 4,000.00	\$ -
Southwest Sports and Fitness Alliance	Sowebo Landmark 5k	N/a	N/a	Complete	\$ 5,000.00	\$ 5,000.00
Janney Painting, Inc	Key Hwy Fort Ave Bridge Walls	N/a	N/a	Active	\$ 5,000.00	\$ -
Southwest Community Council, Inc. dba Cit	CP Gateway Construction Docs	N/a	N/a	Complete	\$ 6,500.00	\$ 6,500.00
Federal Hill Main Street	Roadblock Project	N/a	N/a	Active	\$ 7,750.00	\$ -
SCRAP B-More	Creative Reuse Craft Events	N/a	N/a	Active	\$ 10,788.00	\$ -
Westport Patriots Organization	Tournament Charter Bus	N/a	N/a	Complete	\$ 15,300.00	\$ 15,300.00
ECS Mid-Atlantic, LLC	CP Rec Ctr Testing+Inspection	N/a	N/a	Active	\$ 19,260.00	\$ 11,252.50
Housing Authority of Baltimore City	Cherry Hill Homes Goalphers	N/a	N/a	Complete	\$ 19,500.00	\$ 19,500.00
Westport Community Economic Development A	Annapolis Rd. Traffic Calming	N/a	N/a	Complete	\$ 20,000.00	\$ 20,000.00
Baltimore City Rec and Parks Youth Sports	Youth Sports Equipment	N/a	N/a	Active	\$ 20,000.00	\$ -
Federal Hill Main Street	Website and Branding	N/a	N/a	Active	\$ 20,000.00	\$ 5,950.00
Grow Home, Inc.	FOCP Music Series Summer 2023	N/a	N/a	Complete	\$ 23,300.00	\$ 23,300.00

Third Party Provider	Project Title	Grant Cycle	Grant Tier	Project Status	SBGP Funding Amount	SBGP Funding Expended
Leveling the Playing Field	Youth Sports Kits & Ops Supp	N/a	N/a	Active	\$ 25,000.00	\$ -
Grow Home, Inc.	Youth Leadership	N/a	N/a	Active	\$ 27,500.00	\$ -
EnviroCollab	Conway St. Park Ph. II Design	N/a	N/a	Active	\$ 44,020.00	\$ 12,144.50
Federal Hill Main Street	Operating Support	N/a	N/a	Active	\$ 45,000.00	\$ 30,000.00
Active Social Communities dba Volo City K	Youth Sports Programs	N/a	N/a	Complete	\$ 46,000.00	\$ 46,000.00
Grow Home, Inc.	Sports Program	N/a	N/a	Active	\$ 48,800.00	\$ -
Cherry Hill Eagles Foundation, Inc.	Program Personnel Expenses	N/a	N/a	Active	\$ 49,500.00	\$ 49,063.74
Cherry Hill Eagles Foundation, Inc.	Operating Expenses	N/a	N/a	Active	\$ 49,500.00	\$ 40,832.45
My G.I.R.L.S., Inc.	Operating Support	N/a	N/a	Active	\$ 49,500.00	\$ 26,588.00
Westport Patriots Organization	Youth Sports Programs	N/a	N/a	Complete	\$ 63,600.00	\$ 63,600.00
Baltimore Urban Baseball Association	Rent and Coaching Stipends	N/a	N/a	Active	\$ 88,500.00	\$ 22,125.00
Rummel, Klepper, and Kahl, LLP	Florence Cummins Design Ph. 2	N/a	N/a	Active	\$ 382,378.83	\$ -
Transformational Projects (FY 2018)						
Parks and People Foundation	Middle Branch Waterfront Plan	N/a	N/a	Complete	\$ 150,000.00	\$ 150,000.00
BCRP	Middle Branch Fitness and Wel	N/a	N/a	Complete	\$ 1,000,000.00	\$ 1,000,000.00
Transformational Projects (FY 2019)						
Cherry Hill Development Corporation	Cherry Hill FY19 CDC Operatin	N/a	N/a	Complete	\$ 300,000.00	\$ 300,000.00
Transformational Projects (FY 2020)						
SBGP	South Baltimore GO! Pilot	N/a	N/a	Cancelled	\$ -	\$ -
SBGP	Grocery Access Pilot	N/a	N/a	Complete	\$ 11,279.00	\$ 11,279.00
James Corner Field Operations	Mid. Br. Wtrfrnt Design, Imp.	N/a	N/a	Complete	\$ 20,000.00	\$ 20,000.00
SBGP	Mid. Br. Wtrfrnt Design, Imp.	N/a	N/a	Complete	\$ 132,467.70	\$ 132,467.70
Westport CEDC	Harbor West CDC Op. Fund	N/a	N/a	Complete	\$ 218,767.00	\$ 218,767.00
Southwest Partnership, Inc.	Pigtown FY20 CDC Operating Fun	N/a	N/a	Complete	\$ 299,986.00	\$ 299,986.00
Mahan Rykiel Associates, Inc.	Reimagine MB (DNR & SBGP)	N/a	N/a	Complete	\$ 344,824.58	\$ 344,824.58
BCRP	Middle Branch Fitness and Well	N/a	N/a	Complete	\$ 1,200,000.00	\$ 1,200,000.00
Transformational Projects (FY 2021)						
James Corner Field Operations	Task 2 Bridge Contract	N/a	N/a	Complete	\$ 1,073.00	\$ 1,073.00
Parks and People Foundation	Mid Br Master Plan Consulting	N/a	N/a	Complete	\$ 2,348.68	\$ 2,348.68
Westport Community Economic Development C	City-Food Access	N/a	N/a	Complete	\$ 3,000.00	\$ 3,000.00
Black Yield Institute	BYI Operations Support	N/a	N/a	Complete	\$ 18,721.26	\$ 18,721.26
SBGP	Reimagine MB Fellowship	N/a	N/a	Complete	\$ 36,000.00	\$ 36,000.00
James Corner Field Operations	Mid Br Master Plan Tasks 2-4	N/a	N/a	Complete	\$ 1,432,663.53	\$ 1,432,663.53
Transformational Projects (FY 2022)						
Environmental Justice Journalism Initiati	Community Aquaculture Program	N/a	N/a	Complete	\$ 39,990.01	\$ 39,990.01
Universtiy of Maryland Center for Environ	MB Water Quality Sonde	N/a	N/a	Complete	\$ 67,163.00	\$ 67,163.00
James Corner Field Operations, LLC	MB Footbridge Feas. Study	N/a	N/a	Complete	\$ 367,010.00	\$ 367,010.00
James Corner Field Operations, LLC	Westport Waterfront Design	N/a	N/a	Active	\$ 670,460.00	\$ 207,029.91
SBGP	Reimagine MB Plan & Projects	N/a	N/a	Active	\$ 1,467,222.64	\$ -
GreenTrust Alliance, Inc.	MB Resiliency Site 5A	N/a	N/a	Active	\$ 5,100,000.00	\$ 1,759,615.72
Transformational Projects (FY 2023)						
Parks & People, Inc.	Bl Sox Park Feasib'lty Anlsys	N/a	N/a	Complete	\$ 15,000.00	\$ 15,000.00
Robertson Design LLC, dba Cap Ex Advisory	CDF Criteria/Comms Developmnt	N/a	N/a	Active	\$ 43,150.00	\$ 13,712.50
James Corner Field Operations, LLC	JFCO Task 4 Add'l Services	N/a	N/a	Complete	\$ 75,000.00	\$ 75,000.00
Parks & People, Inc	Bl Sox Park Implement: Ph 1	N/a	N/a	Active	\$ 188,583.40	\$ 27,474.02
GreenVest, LLC	MHH Wetlands Restoration 1	N/a	N/a	Complete	\$ 650,000.00	\$ 650,000.00
SBGP	Community Development Fund	N/a	N/a	Active	\$ 2,244,375.03	\$ -
GreenVest, LLC	Phase 1 Engineering & Design	N/a	N/a	Active	\$ 5,137,555.83	\$ 1,314,527.13
GreenVest, LLC	MHH Wetlands Restoration 2	N/a	N/a	Active	\$ 6,468,000.00	\$ 1,637,140.00
Transformational Projects (FY 2024)						
GreenTrust Alliance, Inc.	MB Marine Debris – Phase I	N/a	N/a	Active	\$ 31,550.00	\$ -
Youth Resiliency Institute	MB Park Winter Activation	N/a	N/a	Active	\$ 49,900.00	\$ 24,950.00
James Corner Field Operations, LLC	MB Trail Shore Enhancements	N/a	N/a	Complete	\$ 49,950.00	\$ 49,950.00
Site-Insight, LLC	Community Dev Fund Consultant	N/a	N/a	Active	\$ 98,375.00	\$ 740.00

Third Party Provider	Project Title	Grant Cycle	Grant Tier	Project Status	SBGP Funding Amount	SBGP Funding Expended
Environmental Justice Journalism Initiati	Invasive Fish Species Bounty	N/a	N/a	Active	\$ 100,000.00	\$ -
Collado Holding Group, LLC	Grocery Store Equipment	N/a	N/a	Active	\$ 200,000.00	0
B&O Railroad Museum, Inc.	Museum Transformation	N/a	N/a	Active	\$ 1,000,000.00	\$ -
GreenVest, LLC	Patapsco Delta Potee St Wetlan	N/a	N/a	Active	\$ 5,087,427.00	\$ 85,345.19