

**SOUTH BALTIMORE**  
**GATEWAY PARTNERSHIP**



South Baltimore Gateway Community  
Impact District Management Authority d/b/a  
South Baltimore Gateway Partnership

# Quarterly Report

Fourth Quarter of Fiscal Year 2023, April – June 2023

Brad Rogers, Executive Director  
[www.sbgpartnership.org](http://www.sbgpartnership.org)  
7-28-2023

## Legal Note

By law, the South Baltimore Gateway Partnership is not an agency of the City of Baltimore or the State of Maryland. Similarly, by law, South Baltimore Gateway Partnership employees and officers are neither officers nor agents of the City or State.

The South Baltimore Gateway Partnership voluntarily reports on its activities so that members of the general public, including elected and public officials, community leaders and other partners, can learn about its work. While the South Baltimore Gateway Partnership complies in full with all statutory obligations, neither this report nor others like it were prepared in response to any statutory reporting requirement. Nor were these reports created for the purpose of requesting review or approval from any public body, agency, department, board, officer, or official. Any distribution of these reports to any public body, agency, department, board, officer, or official via an established formal submission protocol is done merely for convenience and not as an express or implied request for approval or review.

## Table of Contents

I.	Executive Summary .....	1
II.	Background and Governance.....	3
	A. Background.....	3
	B. Governance.....	3
III.	Activity this Quarter .....	5
	A. Community Grants .....	5
	B. Enhanced Services.....	10
	C. Transformational Projects .....	13
	D. Overhead and Administration.....	16
IV.	Exhibits .....	21
	A. Update on the FY23 Financial Plan .....	22
	B. FY24 Financial Plan (Budget).....	26
	C. Impact Investments Report.....	27
	D. Program Activity Metrics.....	28
	E. Summary of Projects.....	30

## I. Executive Summary

The South Baltimore Gateway Partnership (“SBGP”) prepares these quarterly reports to maintain high standards for accountability and transparency. SBGP wants to make sure that members of the general public understand what SBGP is working on and why that work is important.

During the last quarter, SBGP continued managing Community Grants awarded during the first 10 grant cycles, selected and announced awards for the Winter 2023 grant cycle, and kicked off the Summer 2023 grant cycle. SBGP also continued holding free “Keys to Capacity” professional development roundtables and workshops as well as other technical assistance and capacity building opportunities for grantees. Providing technical assistance alongside financial assistance is a critical part of building a robust network of strong local organizations working in neighborhoods across the District.

SBGP also continued implementing its \$1.2 million trash cleanup and sanitation initiative as well as Enhanced Services for improvements to and the activation of parks, recreation centers, and public spaces across the South Baltimore Gateway District. Design work for the renovation and reopening of the Carroll Park Recreation Center was completed by MCN Build and JRS Architects; the renovation is expected to begin later this summer and be completed in early 2024. Initial design work is also underway for major enhancements to Solo Gibbs Park and Florence Cummins Park, and the Solo Gibbs Park playground, led by Parks & People with SBGP funding, was completed and officially reopened. EnviroCollab is helping lead the community engagement process to reimagine Conway Street Park, which included two public input meetings during the last quarter. SBGP also funded the restoration of the Riverside Park Gazebo in partnership with Baltimore City Recreation and Parks (BCRP) and the Commission for Historical and Architectural Preservation (CHAP).

In addition, SBGP saw significant progress on its Transformational Projects. As mentioned in previous quarterly reports, SBGP and its partners have secured \$47.7 million to build wetlands around the Middle Branch as part of the Middle Branch Resiliency Initiative (MBRI), a nationally significant project to restore wetlands, improve water quality, and enhance resiliency along the Middle Branch of the Patapsco River. Design and permitting for the first two wetland restorations is underway with additional sites to follow, and construction permits and a groundbreaking ceremony for the first wetland restoration are being planned for the fall.

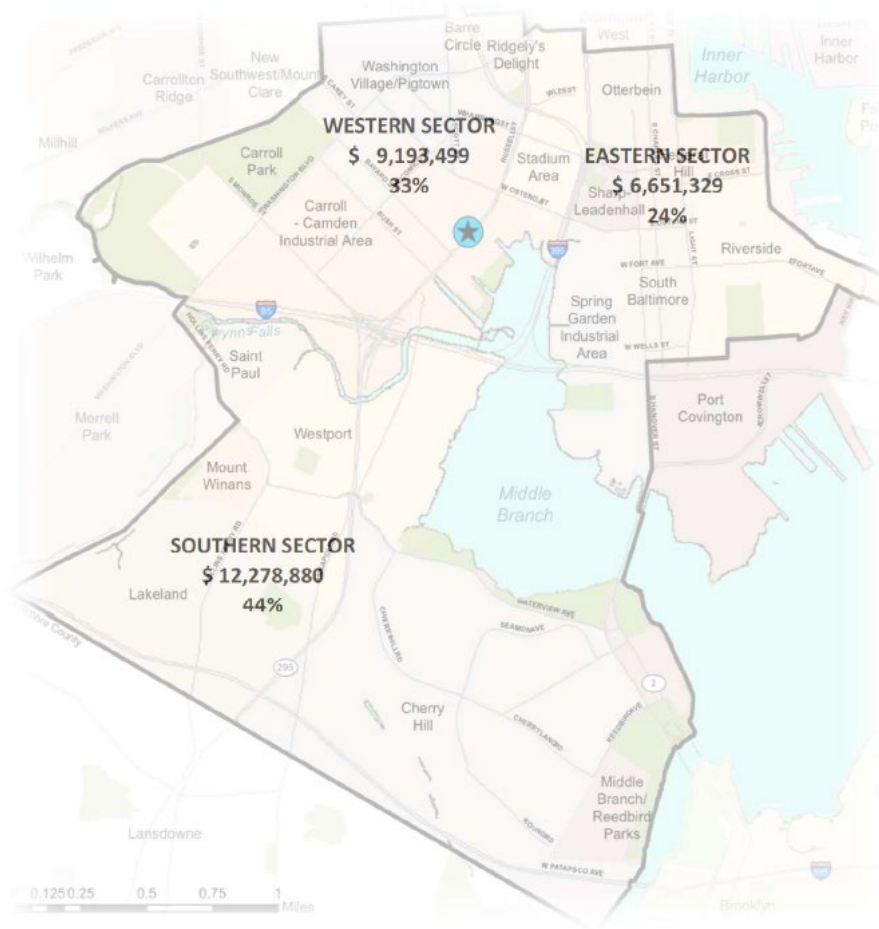
Meanwhile, SBGP worked to develop the Community Development Fund’s strategy and procedures and is finalizing an RFP seeking a contractor to provide underwriting capacity and overall fund process management. SBGP expects to formally announce this new program in the coming quarters.

At the same time, SBGP continued to plan for its future. Based on higher-than-expected casino revenues and interest income and updated revenue projections,

the SBGP Board and Finance Committee authorized additional FY23 spending. In addition, SBGP began planning for its FY23 audit, and the FY24 Financial Plan was adopted by SBGP’s Board of Directors and submitted to SBGP’s assigned liaison in the Mayor’s Office for submission to the Board of Estimates (BOE).

SBGP’s priority has remained to expend funds according to its financial plans and invest in its communities in a way that is strategic, disciplined, equitable, and well-documented. To date, SBGP has committed approximately \$27.5 million of core intergovernmental Local Impact Grant funds to projects across the District, ranging from small community grants to large capital projects. An additional \$8.2 million of projects were in development for a total mobilization of approximately \$35.7 million. Reflecting SBGP’s commitment to an equitable model of investing, approximately 76 percent of core program funding to date has been invested in low-income communities and communities of color within the District.

**SBGP Core Projects Encumbered To Date, By Sector  
as of 6/30/2023**



SBGP is pleased to share its progress and report on its activity during the fourth quarter of Fiscal Year 2023.

## II. Background and Governance

Although SBGP is not required by law to produce reports of its activities, it is nonetheless committed to maintaining the highest standards of transparency and accountability. As a result, SBGP has elected to produce quarterly reports detailing its work and makes those reports publicly available. This quarterly report also serves as an update on the FY23 SBGP Financial Plan.

### A. Background

SBGP was established in 2016 to help implement the South Baltimore Gateway Master Plan, a sweeping plan to improve neighborhoods near the Horseshoe Casino Baltimore, with funding provided by the Local Impact Grants generated by video lottery terminals. Under its Strategic Plan, SBGP works to improve the vitality of its communities by focusing on three crucial elements of the South Baltimore Gateway Master Plan: Community Development and Revitalization, Environmental Sustainability, and Health and Wellness. To achieve the agenda laid out in the Strategic Plan, SBGP has established three interrelated program areas: Community Grants, Enhanced Services, and Transformational Projects.

Additional background information can be found on the [SBGP website](#) and in SBGP's prior [quarterly reports](#).

### B. Governance

SBGP is governed by a Board of Directors composed primarily of residents and business representatives from across the District, follows a well-conceived strategic plan, and works within an annual budget.

The SBGP Board of Directors meets at least six times each calendar year. The Board has met six times during calendar year 2023 to date, including three meetings during the last quarter on April 19, 2023; May 17, 2023; and June 21, 2023. In addition to regular board meetings, the Executive, Finance, Program, Communications, Governance and Nominating, and Strategic Planning Committees continued to meet as needed and report to the full Board.

During the last quarter, SBGP continued holding Board meetings in a hybrid format with virtual and in person attendance options and continued holding most committee meetings in a virtual format. However, SBGP has held certain committee meetings in a hybrid setting or in person and made accommodations for virtual participation as needed. (In-person meeting attendees are expected to be vaccinated, and masks are welcome but not required at meetings. In addition, meeting attendees can request accommodations.) In compliance with Maryland's Open Meetings Act, members of the public may access SBGP's virtual and hybrid open meetings by requesting the virtual participation information. Instructions for doing so are included in all meeting notices on the SBGP website.

SBGP determined that it will not hold a Board application cycle this year, since all of the Board members appointed directly by the SBGP Board are eligible and plan to continue serving on the Board. A current list of SBGP Board members can always be found at <https://sbgpartnership.org/about/#board>.

### III. Activity this Quarter

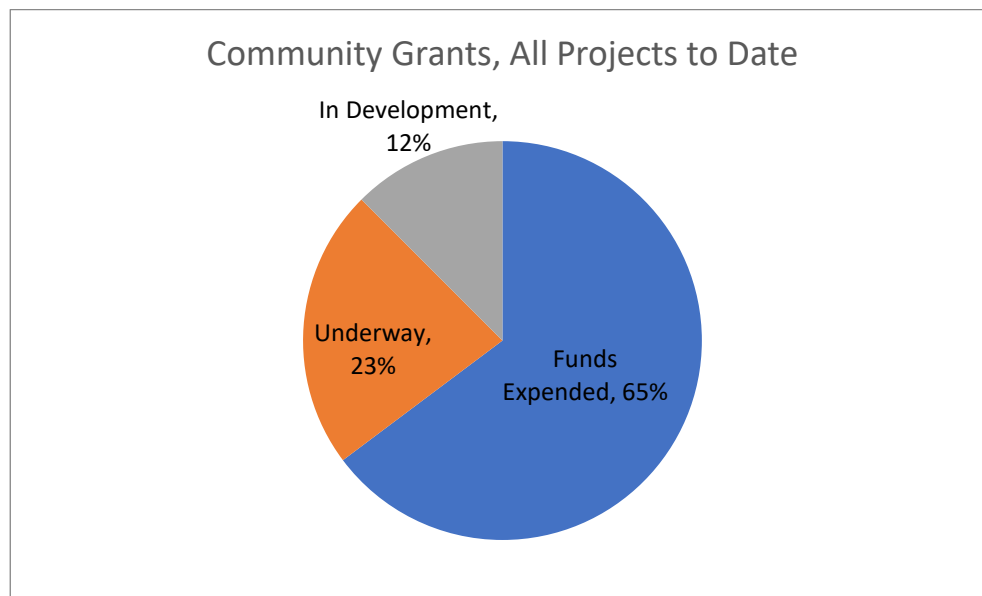
#### A. Community Grants

Through its grantmaking, SBGP continued to empower community and nonprofit partners, providing the resources they need to make change happen across the District.

During the last quarter, SBGP continued to administer Community Grants awarded during the first 10 grant cycles, selected and [announced awards for the Winter 2023 grant cycle](#), and kicked off the Summer 2023 grant cycle. Since inception, SBGP has awarded 246 Community Grants totaling \$5,604,401, including:

- 7 Spark Grants totaling \$13,295.
- 108 Small Grants totaling \$473,859.
- 93 Medium Grants totaling \$2,928,667.
- 29 Large Grants totaling \$2,089,435.

SBGP has also provided a small amount of emergency grant funds to support important neighborhood events and causes in need of short-term funding support. An additional \$800,000 of projects were in development, and SBGP had expended \$4,136,858 on all Community Grants awarded to date as of June 30, 2023. The funds for projects in development will be awarded during the Summer 2023 grant cycle.



Throughout the grant administration process, SBGP continued providing ongoing support and assistance to grantees. SBGP also continued holding free “Keys to Capacity” professional development roundtables and workshops that have been well attended by grantees and community leaders. Providing technical assistance



alongside financial assistance is a critical part of building a robust network of strong local organizations working in neighborhoods across the District.

See the ‘Summary of Projects’ exhibit for a list and details of Community Grants. Additional details of Community Grants, including updates on specific projects, are available upon request.

### 1. FY24 Grant Cycle – Summer 2023/Cycle 12

Applications for SBGP’s 12th grant cycle opened in June 2023 and the grant application deadline is August 25, 2023. All grant applications will be submitted through SBGP’s online application portal to ensure that information is kept securely in one place and remains accessible online to reviewers.

To make the grant cycle easier and more successful for grantees and SBGP, SBGP continued to streamline the application and grantmaking process and provide technical assistance and resources to applicants and grantees. SBGP reviewed and updated its grants guidance and submission templates and continued to update its website to provide additional grant resources and make Community Grants information easier to find. SBGP has also worked to improve the nonvisual accessibility of these resources.

SBGP’s Community Grants staff also continues to provide ongoing support and assistance to all grant applicants, helping them to communicate their thoughts persuasively and effectively in their applications. A Community Grants Information Session was held in June 2023, and an additional information session, grant writing workshop, and drop-in clinic are scheduled for July and August 2023 leading up to the grant application deadline. Additional support will be provided to any applicant that finds the online application portal cumbersome.

### 2. FY23 Grant Cycles – Summer 2022 and Winter 2023/Cycles 10 and 11

#### a. Winter 2023/Cycle 11

Following the February 28, 2023 grant application deadline, SBGP staff and the Program Committee conducted a thorough and extensive review of all grant applications received and developed a recommended portfolio of grants according to the process and evaluation criteria laid out in the SBGP Grants Manual. This 11th cycle of grant funding was highly competitive. Of a total of 50 applications requesting over \$2,100,000, the Board approved 29 grants totaling \$742,708, including:

- 3 Spark Grant for \$5,995.
- 10 Small Grants totaling \$45,847.
- 12 Medium Grants totaling \$319,993.
- 4 Large Grants totaling \$370,873.

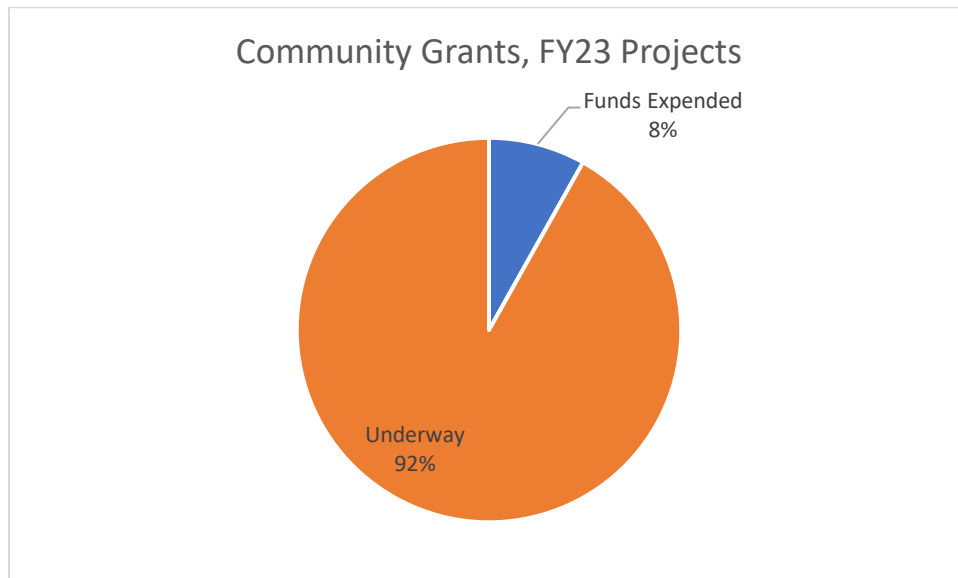
All grantees were required to attend information sessions in June 2023 where the grant terms and conditions and fund disbursement process were explained. SBGP then began working with grantees to help them satisfy the administrative grant conditions and begin implementing their projects.

b. Summer 2022/Cycle 10

SBGP continued administering 11 grants totaling \$346,735, including:

- 1 Spark Grant for \$2,000.
- 2 Small Grants totaling \$8,000.
- 6 Medium Grants totaling \$191,735.
- 2 Large Grants totaling \$145,000.

All of the projects are underway. SBGP continued working with the grantees to help them complete their important projects.

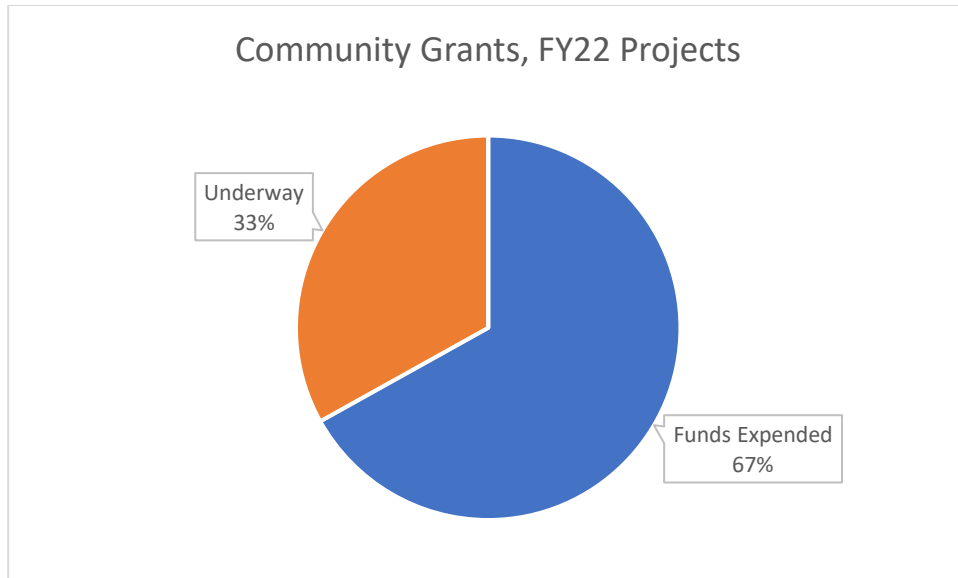


2. FY22 Grant Cycles – Summer 2021 and Winter 2022/Cycles 8 and 9

SBGP continued administering 44 FY22 grants totaling \$1,293,713, including:

- 3 Spark Grants totaling \$5,300.
- 13 Small Grants totaling \$57,482.
- 21 Medium Grants totaling \$739,485.
- 7 Large Grants totaling \$491,446.

Eighteen of the projects have been completed, and 26 projects are underway. SBGP continued working with the grantees with projects still underway to help them complete their important projects.

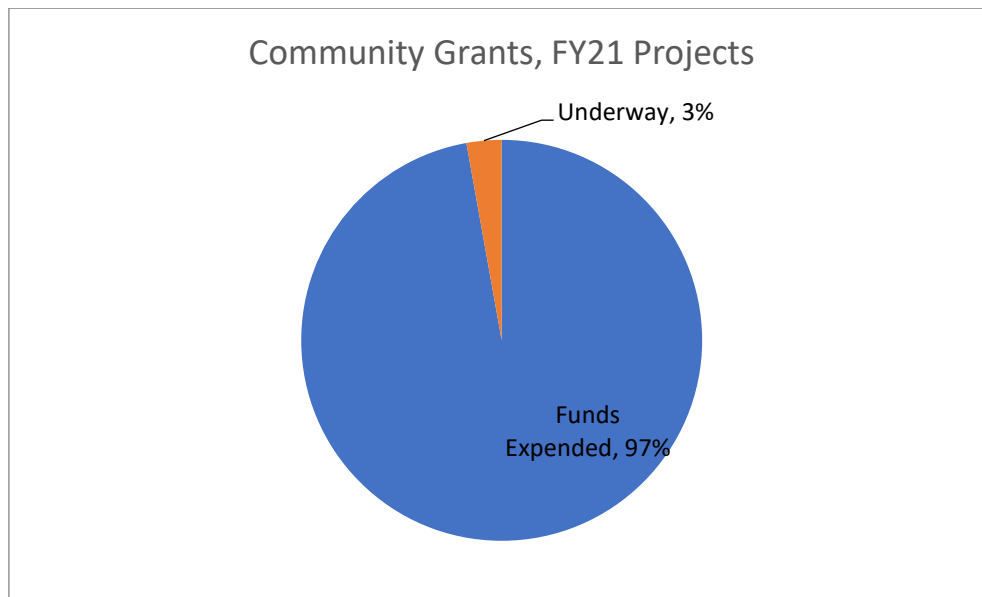


### 3. FY21 Grant Cycles – Winter 2020 and Winter 2021/Cycles 6 and 7

SBGP continued administering 35 FY21 grants totaling \$965,764, including:

- 7 Small Grants totaling \$32,361.
- 27 Medium Grants totaling \$874,011.
- 1 Large Grant for \$59,392.

Thirty of the projects have been completed, and five projects are underway. SBGP continued working with the grantees with projects still underway to help them complete their important projects.



#### 4. Technical Assistance and Capacity Building

SBGP is committed to providing communities not only with the resources they need to make positive change but also with the tools and training they need to become increasingly skilled at shaping their own futures. During FY23, SBGP offered 24 technical assistance and capacity building sessions providing 45 hours of learning and networking opportunities to 376 participants.

Since many of the grantees are challenged to quickly satisfy administrative grant conditions, implement their projects, and expend their grant funds, SBGP staff continued to reach out to grantees to provide ongoing support and assistance to all grantees throughout the grant administration and implementation process, helping them to build capacity as they complete their important projects. In addition, SBGP offered six Community Grants Support Sessions throughout the year for potential applicants to learn about the grants process and receive guidance on how to submit a high-quality application.

SBGP also continued holding its free series of “Keys to Capacity” professional development roundtables and workshops with Business Volunteers Maryland. These gatherings provide an opportunity for grantees, nonprofits, and community partners in the District and Baltimore to collaborate in an informal, moderated setting centered around a changing topic related to nonprofit capacity building. Sessions during the last quarter covered board culture and conflict resolution as well as fostering vital neighborhoods. Upcoming workshop details are being finalized and will be forthcoming.

In addition, SBGP launched two new technical assistance and capacity building opportunities during the last fiscal year: the Nonprofit Bootcamp workshop series and quarterly grantee networking meetings. SBGP offered six Nonprofit Bootcamp workshops with 88 participants. The series explored nonprofit best practices and strategies to strengthen management through topics including communications, outreach, fundraising, tracking and evaluation, bookkeeping, and marketing. SBGP also held three quarterly networking meetings for grantees, including one during the last quarter in May 2023. The meetings convened current and past SBGP grant recipients to support and encourage the sharing of lessons learned, best practices, and other experiences. Networking meetings include a mix of local nonprofit news, open discussion, resources, and presentations from grantees and experts in the field.

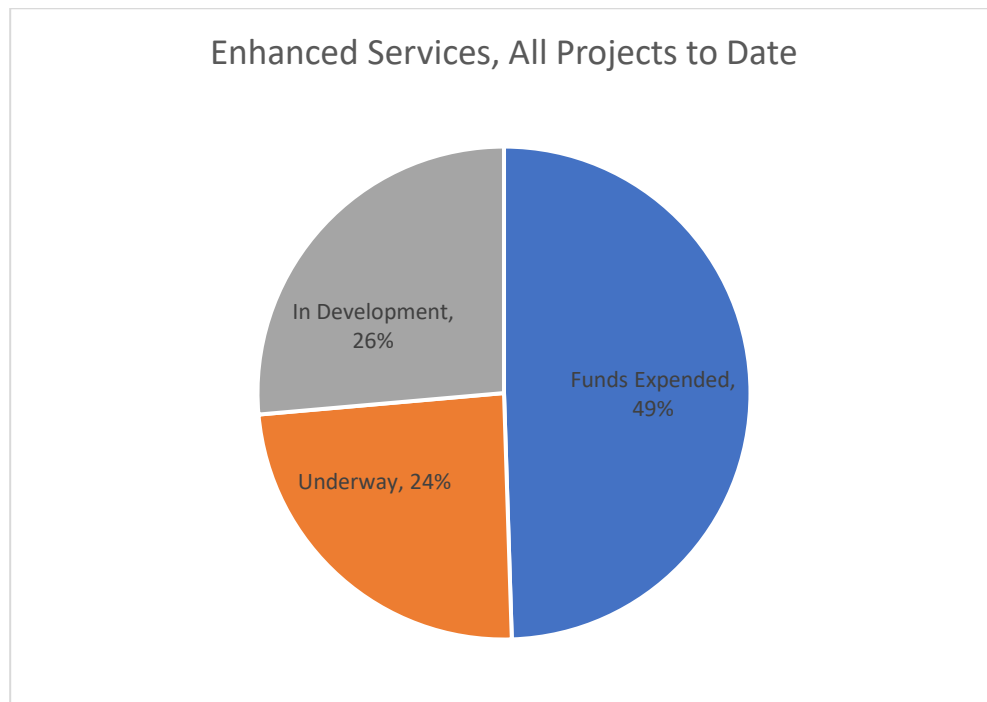
Learn more and register for these and other opportunities at <https://sbgpartnership.org/workshops/>.

Finally, the SBGP Community Grants team was proud to serve on the Baltimore Host Committee for PEAK Grantmaking’s PEAK2023 annual conference in May 2023. (PEAK – which stands for Principles, Equity, Advocacy, and Knowledge – is a national network of professional grant managers). The annual convening invited and inspired the PEAK community to join on a collective emergent learning journey toward more equitable, effective grantmaking. The PEAK2023 Baltimore Host Committee, made up of PEAK members from the area, acted as local ambassadors during the

convening and played a critical role in connecting PEAK Grantmaking to the host city, its nonprofits, and its people. In addition, the conference offered an opportunity to explore best practices and SBGP is considering ways to strengthen its grants process following the conference.

## B. Enhanced Services

SBGP has delivered a tremendous amount of value to the citizens of South and Southwest Baltimore through its Enhanced Services portfolio, providing capital improvements, maintenance, and programming in parks and public spaces. Since inception, SBGP has committed \$13,644,816 to Enhanced Services. An additional \$4,802,503 of projects were in development, and SBGP had expended \$9,256,879 on Enhanced Services to date as of June 30, 2023.



The funds for projects “in development” include approximately \$1 million for Florence Cummins Park enhancements, which will be contracted once the initial design phase that is currently underway is complete; \$900,000 for Solo Gibbs Park enhancements, which are being contracted by BCRP; \$500,000 for the construction of a second multi-purpose turf field in partnership with the Ripken Foundation; and support for other projects. Once these projects are fully contracted, they will be categorized as “underway.”

See the ‘Summary of Projects’ exhibit for a list and details of Enhanced Services. Additional details of Enhanced Services, including updates on specific projects, are available upon request.

## 1. Project Implementation and Program Management

SBGP has successfully programmed all Enhanced Services funds to date and has begun planning for the administration and implementation of its FY24 Enhanced Services.

## 2. Project Highlights

During the last quarter, SBGP implemented a wide range of projects across the District, including maintenance, landscaping, park improvements, and programming.

SBGP continued to make big strides towards implementing the major capital projects announced in July 2021, including:

- Carroll Park Recreation Center – Design was completed by MCN Build and JRS Architects, and the renovation is expected to begin later this summer and be completed in early 2024.
- Florence Cummins Park – Approximately \$1.3 million will be spent to implement the Florence Cummins Park Plan, which the Westport community worked on for more than a year. The Plan was also funded by SBGP. SBGP has contracted with the preferred vendor selected by the City for the initial phase of design work, which is underway. The remaining construction work will be contracted in phases once the initial design work is complete.
- Solo Gibbs Park – Approximately \$1.0 million will be spent to support the Solo Gibbs Park Plan, which calls for the addition of a playground, multipurpose field, kid-friendly basketball courts, and a new recreation center. SBGP allocated \$100,000 to support [the playground renovation](#) being led by Parks & People, which was completed and officially reopened with a ribbon cutting in June. Over the past year, Parks & People held multiple community engagement sessions so that area residents, including children, could have input into details ranging from the playground colors to what types of structures should be included in the playground. The playground is the first of many improvements in Solo Gibbs Park.





During the last quarter, SBGP announced the selection of EnviroCollab and CityScapes, LLC as the design team to reimagine Conway Street Park, a small park located at 601 W. Conway Street in the Ridgely's Delight neighborhood that previously served as a community gathering space but has fallen into disrepair. EnviroCollab is helping lead the community engagement process to develop a new design for the northern section of the park, which includes the brick plaza and grassy area north of Conway Street. The design will improve ADA accessibility, support tree health, and include materials that require limited maintenance, ensuring a beautiful gathering space for years to come. During the last quarter, SBGP and EnviroCollab hosted two public meetings to inform the community about the early stages of design and gather input in the design planning process.



This year, SBGP also funded the restoration of the Riverside Park Gazebo in partnership with BCRP and CHAP. According to CHAP, the historic pavilion is over 150 years old. The first phase of the project, the construction of a new roof, was completed this spring. Future improvements will keep its historic integrity and include restoring iron footings that have rusted away, power washing and painting the gazebo, and repairing the finial that sits atop the roof. The project is anticipated to be completed in fall 2023.

SBGP continued to implement its \$1.2 million trash cleanup and sanitation program. This represents a comprehensive effort to address cleanliness in the District, focusing on parks, Main Streets, public spaces, and particularly challenged corridors. SBGP addresses these problems by paying nonprofit and for-profit vendors to remove trash, providing [Clean & Green Grants](#) to community nonprofits, and purchasing new trash cans and other needed equipment.

Federal Hill had a unique trash problem that required a creative solution: anytime someone tried to throw away a pizza box from an area restaurant, the bulky boxes did not fit in the existing trash cans. Hundreds of daily visitors to this popular business district translates to a lot of pizza boxes. As a result, pizza boxes would be placed on top of trash cans blocking them from being used or simply left on the ground. Federal Hill Main Street approached SBGP with the idea of installing pizza

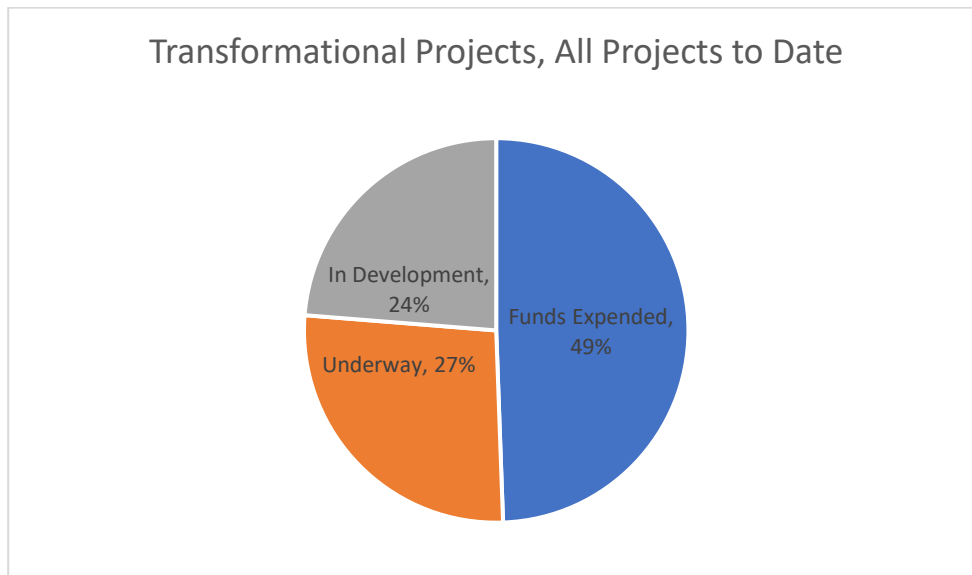
box recycling bins at key locations in the area. They coordinated with local restaurants and the Department of Public Works to ensure that the recycling would be picked up on a regular basis. The pizza box recycling bins featuring Federal Hill Main Street branding are now located near a pizza restaurant and Cross Street Market and have helped reduce litter significantly. The bins demonstrate how seemingly small solutions can have a big impact.



### C. Transformational Projects

During the last quarter, SBGP continued administering Transformational Projects underway as well as developing potential future Transformational Projects to bring about dramatic change in the District.

Since inception, SBGP has committed \$11,696,150 to Transformational Projects, including \$8,240,113 of core projects. An additional \$2,564,477 of projects were in development, and SBGP had expended \$8,796,814 on Transformational Projects to date, including \$5,340,777 on core projects, as of June 30, 2023.





The funds for potential projects “in development” are detailed below.

See the ‘Summary of Projects’ exhibit for a list and details of Transformational Projects. Additional details of Transformational Projects, including updates on specific projects, are available upon request.

### 1. Reimagine Middle Branch

SBGP has continued to drive the Reimagine Middle Branch effort to transform the Middle Branch into Baltimore’s next great waterfront with 11 miles of parks and trails. With the Reimagine Middle Branch Plan officially adopted by the Baltimore City Planning Commission during the previous quarter, the focus has turned to implementation projects.

- SBGP and its partners have secured \$47.7 million to build wetlands around the Middle Branch as part of the MBRI, a nationally significant project to restore wetlands, improve water quality, and enhance resiliency along the Middle Branch of the Patapsco River. The 35-acre, \$47.7 million Stage 1 of MBRI is underway, protecting critical waterfront infrastructure at BGE’s Spring Gardens campus and MedStar Harbor Hospital. This work is funded by \$31.9 million in FEMA Building Resilient Infrastructure and Communities funds, \$660,000 from the National Fish and Wildlife Foundation, \$3.5 million from the Maryland Department of Natural Resources, \$5.1 million from the Baltimore City Department of Public Works, and \$6.6 million from Baltimore County. Design and permitting for the first two wetland restorations is now underway with others to follow. Construction permits and a groundbreaking ceremony for the first wetland restoration are being planned for the fall.
- SBGP is working with the developer of One Westport to establish a new publicly accessible waterfront park, including a bike trail that will become an element of the Baltimore Greenway Trails Network. The design, which SBGP intends to pay for, is being done in collaboration with the local community with the goal that existing residents will feel welcome in any new waterfront park. With the community meeting and other stakeholder meetings complete, preliminary concept designs have been completed. This design process will also identify the proper siting for the Black Sox Memorial Park described below.
- Following an initial feasibility study and RFP process, Parks & People selected a consulting team led by Site Insight to help establish a “Baltimore Black Sox” Memorial Park as part of the Middle Branch Waterfront African-American Historic Trail. This initial predevelopment work, funded by SBGP, is being led by Parks & People and implemented by the consulting team. The exact location of the Memorial Park will be determined during the Westport Waterfront Park planning process.
- SBGP continued to convene meetings with the Environmental Justice Journalism Initiative (EJJI), the University of Maryland Institute of Marine and

Environmental Technology (IMET), and the Smithsonian Environmental Research Center (SERC) to develop a joint environmental research agenda for the Middle Branch. It will be essential to design this research agenda thoughtfully in order to include, involve, and support the residents of South Baltimore. This past quarter, SBGP supported EJJI and SERC in their submission of a large grant to help local residents become citizen scientists who collect data on water quality.

- SBGP continued to work on establishing a native plant nursery for the Middle Branch. With so much landscaping and wetland restoration to do, SBGP would prefer to purchase plant material from a local source that hires and trains local residents. A potential new nonprofit partner has emerged who is considering operating the facility.
- James Corner Field Operations completed the preliminary design and engineering process for an East-West pedestrian bridge over the Middle Branch of the Patapsco River between the neighborhoods of Westport and Baltimore Peninsula. SBGP is continuing to look for funding opportunities.
- SBGP continued to submit large grant applications to various funding entities in order to continue expanding the MBRI.

## 2. Support for Community Development Corporations (CDCs)

Several months ago, SBGP approved \$3.5 million over three fiscal years for a Community Development Fund to address vacancy, preserve affordability, support legacy homeowners, and attract investment that furthers neighborhood plans and aspirations. SBGP will also leverage \$1.5 million in other funds for a total initial project budget of \$5.0 million through FY25. After that, if the project has proven successful, the SBGP Board of Directors may elect to provide additional funding for future years. Meanwhile, SBGP plans to continue leveraging other funds.

During the last quarter, SBGP worked with a consultant to develop the fund's strategy and procedures, including investment categories, program criteria, and a program manual. The Fund will support catalytic real estate investments that neither the private market nor the existing sources of public or private subsidy are likely to provide. These include compelling opportunities (emerging projects or acquisition projects) that lack the early-stage predevelopment funds required to become eligible for traditional project financing as well as late-stage (shovel ready) projects that are languishing as they seek to close a final funding gap. Funds will be invested in feasible projects that further the SBGP Strategic Plan in the form of grants to nonprofit organizations.

SBGP is also finalizing an RFP seeking a contractor to provide underwriting and overall fund process management. SBGP expects to formally announce the kickoff of this new program in the coming quarters.

### 3. Projects in Development

During the last quarter, SBGP continued developing potential future Transformational Projects to bring about dramatic change in the District.

SBGP continues to work closely to support the efforts of the Baltimore Mount Clare at Carroll Park Commission in partnership with the National Center for the Improvisational Arts (NCIA) to establish a major new African American history center at Mount Clare in Carroll Park and bring world-class interdisciplinary programming and research to South Baltimore. SBGP is also exploring how it can support the planned transformation of The B&O Railroad Museum.

#### D. Overhead and Administration

##### 1. Human Resources and Administration

During the last quarter, SBGP continued planning for future organizational needs and structure consistent with the FY23 Financial Plan and completed the FY24 financial planning process. SBGP assesses and reviews its security and risk management practices, operational processes, and technology solutions on an ongoing basis and continued implementing and exploring additional improvements and potential solutions during the last quarter.

SBGP finalized the project scope and timeline for and began implementing a new software solution with SmartSimple to streamline workflow processes – including project and vendor intake, payment requests, and contract monitoring. SBGP expects to complete implementation in the upcoming quarters. Meanwhile, SBGP has determined to suspend the inclusion of project profiles in its quarterly reports so it can focus on the implementation and since SBGP is planning to explore the development of new data collection and visualization tools following implementation. However, additional project details, including updates on specific projects, are available upon request.

##### 2. Finance

###### a. Fiscal Management and Procedures

During the last quarter, SBGP continued reviewing its financial position, financial activity, and related procedures with its Finance Committee and Board of Directors. This included monthly and quarterly reviews of the performance of its investment in a very low risk passive ultra-short U.S. Treasury strategy. During the last quarter, the SBGP Finance Committee and Board agreed that beginning July 1, 2023 SBGP will no longer reinvest income from the investment portfolio and will instead program those funds semi-annually in order to more quickly mobilize funds for community benefit. SBGP will continue to monitor performance on an ongoing basis and consider its cash management strategy as appropriate. Since SBGP plans to hold the investments to maturity, SBGP has every reason to expect a positive rate of return.

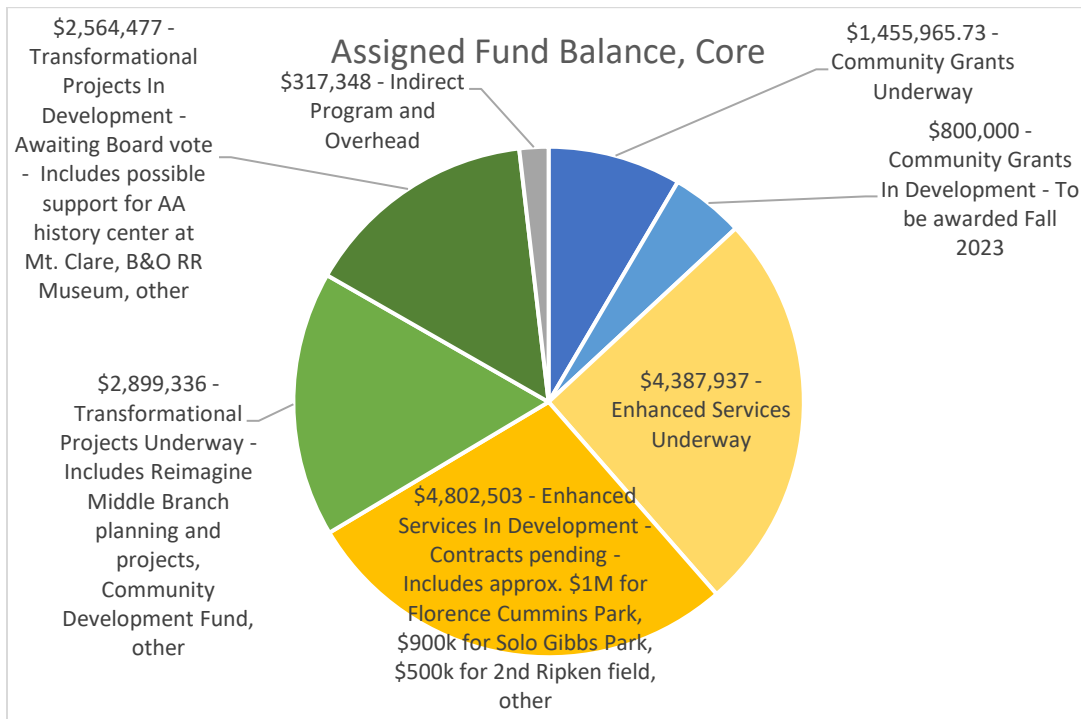
b. FY23 Financial Audit

By law, SBGP is required to conduct an annual financial audit. During the last quarter, SBGP began planning for its FY23 audit with its independent audit firm, SB & Company. The auditor met with SBGP staff and the Finance Committee to review the audit scope and timeline as well as any issues and concerns. The audit will include a single audit since SBGP expended \$750,000 or more of federal funds in FY23. The auditor is planning to present the draft audit report to the Finance Committee and Board of Directors in September 2023.

c. Update on the FY23 Financial Plan

The original FY23 budget was more optimistic than for prior years but still relatively conservative compared to actual FY22 revenues. As a result, and as with prior years, the SBGP Board and Finance Committee monitored SBGP’s performance monthly and revised the FY23 budget in response to the changing situation as it evolved. In May and June 2023, the SBGP Board and Finance Committee therefore authorized additional FY23 spending based on updated revenue projections.

As a result of revising the budget at the end of the fiscal year, revenues were only marginally over budget and expenses were under budget for FY23. However, SBGP has budgeted/allocated all revenues for FY23 and remains committed to expending those funds according to its financial plans and investing in its communities. As of June 30, 2023, SBGP had \$17,227,567 assigned/encumbered for projects underway and in development, and no unassigned fund balance. The entire assigned fund balance was for work funded with core casino Local Impact Grants. For more details, see the ‘Assigned Fund Balance, Core’ chart below.



As previously explained, many projects take a year or more to complete. For example, Community Grants generally take a year or more for grantees to execute, as do large Enhanced Services capital projects. Similarly, large investments in complex Transformational Projects take long periods of time and fiduciary analysis to responsibly prepare and execute. As a result, not all funds assigned in a given fiscal year will be spent within that year, and SBGP expects to maintain a significant fund balance for the foreseeable future.

As a result, SBGP undertook the review of its cash management strategy and invested in a very low risk passive ultra-short U.S. Treasury strategy as described above. It is worth noting that investments are stated at fair market value, which will fluctuate monthly due to market activity. In addition, although the investments themselves are very low risk, periodic losses may need to be reported from time to time due to the timing of SBGP's investment, buying into the coupon rate, and market volatility. However, since SBGP plans to hold the investments to maturity, SBGP has every reason to expect a positive rate of return.

See the 'Update on the FY23 Financial Plan' exhibit for the financial statements for SBGP as of and for the month and year ended June 30, 2023.

#### b. FY24 Financial Plan

SBGP held its annual Spring Public Meeting on April 12, 2023 and invited members of the general public to provide feedback on SBGP's proposed FY24 Financial Plan (budget) and general performance. The FY24 Financial Plan was also provided to the Local Development Council for comment. SBGP's FY24 Financial Plan was then adopted by SBGP's Board of Directors on April 19, 2023 and submitted to SBGP's assigned liaison in the Mayor's Office on April 28, 2023 for submission to the BOE. Approval by the BOE is pending.

The approved FY24 budget includes \$8.1 million in revenues. Program expenses are budgeted to be 91% of total expenses, and operating expenses are budgeted to be just 9% of total expenses, showing that SBGP remains committed to keeping overhead costs low and investing directly in its communities. Since the original target for emergency reserves of \$1.5 million has been met, SBGP has not budgeted to reserve any additional funds.

The FY24 budgeted revenues are more optimistic than prior years budgets but still relatively conservative compared to actual FY22 and FY23 revenues. As with prior years, the SBGP staff, Board, and Finance Committee will monitor performance monthly and consider any potential revisions if needed.

See the 'FY24 Financial Plan (Budget)' exhibit for the entire FY24 Financial Plan.

### 3. Communications and Outreach

SBGP continued communications and outreach efforts to engage with the communities in the District and respond to their needs. This included attending

community and stakeholder meetings and events so that residents and others have an easy way to get in touch with SBGP.

SBGP also continued to raise awareness of the organization and its work, including refreshing its website, continuing its social media presence, and sending regular e-newsletters to share important and timely information with stakeholders. In addition, SBGP continued planning for a new SBGP website, including mapping out a tentative process and timeline and conducting a SWOT analysis with staff and Board members.

Recent media coverage included [“Heritage District’ to Mark 1962 Riverside Pool Integration”](#) in the South Baltimore Peninsula Post and [“The Middle Branch is in the Midst of a Shoreline Renaissance”](#) in Baltimore Magazine.

#### 4. Program Management, Compliance, and Evaluation

SBGP continued to build and improve its program management, compliance, and evaluation infrastructure and capacity during the last quarter. SBGP continues to utilize project management software and explore additional tools and solutions to streamline program management, administration, and evaluation as discussed previously in this report.

##### a. Procurement, Impact Investments, and MBE/WBE Participation

SBGP remains committed to directing its funding towards MBE/WBE firms, local businesses, non-profits, and other Impact Investments consistent with its mission and procurement policy and tracks those Impact Investments on a quarterly basis. Although most of the information is provided on a voluntary basis and SBGP continues collecting data on new and existing vendors, the report shows that SBGP is making serious efforts to direct its funding towards local businesses, non-profits, and other Impact Investments. Of \$5.8 million of expenditures in FY23, approximately 54 percent constitute Impact Investments of one form or another. Approximately 74 percent of these Impact Investments went to city-based vendors, 88 percent went to nonprofit vendors, eight percent went to other impact investments such as small businesses, and seven percent went to minority and women’s business enterprises.

Pending Board of Estimates approval of SBGP’s FY24 Financial Plan, the organizational overhead budget was submitted to the Minority and Women’s Business Opportunity Office (MWBOO) in June 2023 for the purposes of calculating the organization’s MBE/WBE participation goals for its overhead expenses. SBGP is proceeding with the budget and proposed MBE/WBE goals in good faith since it did not formally receive goals or other guidance from the MWBOO by the start of the fiscal year.

SBGP also continued the process of documenting its compliance with its organizational MBE/WBE participation goals for FY23. (Since SBGP did not formally receive goals or other guidance from the MWBOO, SBGP proceeded with the

budget and proposed MBE/WBE goals in good faith, and SBGP has been documenting its compliance with its proposed goals.) Now that the fiscal year has ended and SBGP has satisfied those goals, the necessary documentation will be finalized and submitted to the MWBOO in the coming quarter.

SBGP also continues to submit its program project budgets that are \$50,000 and greater to the MWBOO for determination of individual project MBE/WBE participation goals. For any projects with MBE/WBE goals, SBGP also continues documenting intent to comply, and then compliance, with those goals before closing out projects.

(It is worth noting that the two master funding agreements between SBGP and BCRP for Enhanced Services that were signed during Fall 2018 clarify the MBE/WBE compliance responsibilities for the two parties. The City assumed primary compliance obligations for any expenditures where SBGP reimburses BCRP for its projects, as well as in situations where BCRP directs SBGP to make specific expenditures on its behalf. However, at the MWBOO's request, SBGP continues submitting budgets for those projects that are \$50,000 and greater for the determination of MBE/WBE goals.)

SBGP provides proposed goals and deadlines for responses to the MWBOO. While the MWBOO occasionally provides goals or acknowledges SBGP's correspondence and submissions, it has not been providing consistent responses or guidance. SBGP has therefore been proceeding with projects as proposed in its MWBOO submissions in good faith. SBGP continues to seek communication and guidance from the MWBOO regarding the submission and response process and timeline as well as how best to avoid interrupting projects underway. SBGP remains committed to working with both the project managers/service providers and the MWBOO to keep projects moving forward and also satisfy any goals and resolve any issues as necessary once the MWBOO responses for those projects are received.

See the 'Impact Investments Report' exhibit for more information.

#### b. Program Evaluation and Performance Measurement

The SBGP Strategic Plan calls for SBGP to significantly improve the vitality of the South Baltimore Gateway neighborhoods for all residents. In order to hold SBGP to this high standard, SBGP developed a performance measurement system to track and evaluate program activity metrics (primary data) and social and economic health metrics (secondary data), which are collected and reported on a quarterly and annual basis, respectively. Work to refine this performance measurement system is ongoing. SBGP is also planning to explore the development of new data collection and visualization tools as part of the implementation of its new software and workflow solution.

See the 'Program Activity Metrics' exhibit for more information.

## IV. Exhibits

- A. Update on the FY23 Financial Plan (Financial Statements as of and For the Month and Year Ended June 30, 2023)
- B. FY24 Financial Plan (Budget)
- C. Impact Investments Report
- D. Program Activity Metrics
- E. Summary of Projects



Exhibit A. Update on the FY23 Financial Plan

**SOUTH BALTIMORE GATEWAY COMMUNITY IMPACT  
DISTRICT MANAGEMENT AUTHORITY**  
Financial Statements  
For the Year Ended June 30, 2023

**SOUTH BALTIMORE GATEWAY COMMUNITY IMPACT DISTRICT MANAGEMENT AUTHORITY**  
**STATEMENT OF FINANCIAL POSITION**  
**As of June 30, 2023**

<b>ASSETS</b>	
<b>Current Assets</b>	
Cash and Cash Equivalents	\$ 9,354,021
Due from State <sup>1</sup>	1,398,870
Accounts Receivable	398,117
Prepaid Expense	8,842
Total Current Assets	11,159,850
Investments <sup>6</sup>	8,159,171
Total Assets <sup>2</sup>	\$ 19,319,021
<b>LIABILITIES AND NET ASSETS</b>	
<b>Current Liabilities</b>	
Accounts Payable	\$ 557,571
PTO Liability	22,815
Accrued Expenses	11,068
Total Current Liabilities	591,454
<b>Fund Balance</b>	
Committed <sup>3</sup>	1,500,000
Assigned <sup>4</sup>	17,227,567
Unassigned <sup>5</sup>	-
Total Fund Balance	18,727,567
Total Liabilities and Fund Balance	\$ 19,319,021

**Footnotes:**

1. Due from State for May and June 2023 revenue.

2. Total Assets of \$19,319,021 includes an Intergovernmental Revenue Receivable of \$1,398,870 and Investments of \$8,159,171; \$17,227,567 of Total Assets is assigned/encumbered for Community Grants, Enhanced Services, Transformational Projects, and Indirect Program and Overhead; and \$1,500,000 is committed by the Board to serve as emergency reserves. During FY22, SBGP was awarded a \$5,100,000 supplemental grant from the City of Baltimore Department of Public Works (DPW). SBGP has in turn signed a grant agreement with a third-party grantee for the same amount. SBGP has received \$1,178,444 of the supplemental grant funding, which it in turn paid to its grantee. The remaining \$3,921,556 of this conditional grant has not yet been recorded as a receivable or revenue as it is conditional upon completing project milestones. During FY23, SBGP was awarded a \$6,600,000 supplemental grant from Baltimore County. SBGP has in turn signed a grant agreement with a third-party grantee. SBGP has received \$1,650,000 of the supplemental grant funding and recorded an additional \$20,140 as a grant administration fee for SBGP. The remaining \$4,929,860 of this conditional grant has not yet been recorded as a receivable or revenue as it is conditional upon completing project milestones. These conditional grants are considered commitments and these commitments will be recorded as receivables and revenue once the conditions of the grants are satisfied. Remaining payments, subject to the grantees meeting specific conditions, are not recorded or expensed until the condition(s) of the grants are met. During FY23, SBGP was also awarded a \$650,000 supplemental grant from the National Fish and Wildlife Foundation (NFWF). SBGP has in turn signed a grant agreement with a third-party grantee for the same amount. SBGP has not incurred any expenses on the project and has not received any of the supplemental grant funding. All \$650,000 of this reimbursable grant will be recorded as a receivable and revenue as expenditures are incurred. During FY23, SBGP was also awarded a \$5,213,124 supplemental grant from the Federal Emergency Management Agency and the Maryland Department of Emergency Management. SBGP has in turn signed a grant agreement with a third-party grantee. SBGP has recorded \$360,277 of the supplemental grant funding. The remaining \$4,852,847 of this reimbursable grant will be recorded as a receivable and revenue as expenditures are incurred.

3. Committed fund balance includes \$1,500,000 that serves as an emergency reserve, which would cover core overhead and program expenses for approximately three months, or core overhead and 50 percent of program expenses for approximately six months. SBGP has established a target reserve of approximately \$1.5 million. SBGP reserves approximately 5 percent of revenues, or \$300,000, each year as long as the organization has the funds to do so while maintaining a healthy financial position. SBGP reserved \$300,000 in FY 2023.

4. Assigned fund balance includes \$17,227,567 for work funded with core casino Local Impact Grants. Funds budgeted for Community Grants, Enhanced Services, and Transformational Projects are encumbered for projects in development. Those funds are then encumbered for specific Community Grants and Transformational Projects following Board approval, and for specific Enhanced Services once a contract is executed for those services. Encumbrances include 1 FY21 Transformational Project totaling \$116,544; 4 FY22 Transformational Projects totaling \$1,125,883; 3 FY23 Transformational Projects totaling \$1,656,908; \$2,564,477 for Transformational Projects in development; 2 FY21 Enhanced Services totaling \$10,015; 2 FY22 Enhanced Services totaling \$208,954; 31 FY23 Enhanced Services totaling \$4,168,970; \$4,802,503 for Enhanced Services in development; 1 FY21 grant totaling \$27,160; 15 FY22 grants totaling \$428,023; 39 FY23 grants totaling \$1,000,782; \$800,000 for Grants in development; and \$317,348 for Indirect Program and Overhead expenses. For more details, see the 'Assigned Fund Balance' chart/s included with these reports.

5. Unassigned fund balance includes amounts not yet committed, restricted or encumbered/assigned.

6. SBGP is invested in a low risk, passive ultra-short U.S. Treasury strategy. Investments are stated at fair market value. Fair market value of the portfolio will fluctuate monthly due to market activity, however, since SBGP plans to hold the investments to maturity, SBGP has every reason to expect a positive rate of return.

**No attest assurance is provided.**

**SOUTH BALTIMORE GATEWAY COMMUNITY IMPACT DISTRICT MANAGEMENT AUTHORITY**  
**STATEMENT OF ACTIVITIES, CORE AND SUPPLEMENTAL**  
**For the Month and Year Ended**  
**June 30, 2023**

	Month of June 2023	Year Ended June 2023	Revised Budget FY23	Variance to Revised Budget FY23
<b>REVENUES</b>				
Intergovernmental Revenue (Local Impact Funding)	\$ 699,708	\$ 8,383,694	\$ 8,376,598	\$ 7,096
Investment (Loss) Income, net <sup>16</sup>	20,969	152,576	-	152,576
Interest Income <sup>17</sup>	18,477	228,009	227,472	537
Administrative Fees <sup>17</sup>	25,464	38,324	12,860	25,464
Baltimore DPW for Site 5a <sup>18</sup>	-	298,636	-	298,636
MHH Resiliency PH 1 FEMA <sup>19</sup>	354,953	354,953	-	354,953
Other Income	-	1,228	-	1,228
<b>Total Revenues</b>	<b>1,119,571</b>	<b>9,457,420</b>	<b>8,616,930</b>	<b>840,490</b>
<b>PROGRAM EXPENSES</b>				
Community Grants <sup>2</sup>	40,777	1,067,371	1,531,370	463,999
Salaries and Benefits <sup>5</sup>	20,158	206,619	238,860	32,241
Other Program Expenses <sup>6</sup>	16,502	61,760	46,885	(14,875)
Enhanced Services <sup>3</sup>	211,396	2,300,376	1,847,054	(453,322)
Salaries and Benefits <sup>5</sup>	17,979	189,826	238,860	49,034
Other Program Expenses <sup>6</sup>	-	-	25,000	25,000
Transformational Projects <sup>4</sup>	17,353	867,470	3,078,425	2,210,955
Transformational Projects Baltimore DPW for Site 5a <sup>18</sup>	-	298,636	-	(298,636)
Transformational Projects MHH Resiliency PH 1 FEMA/MDEM <sup>19</sup>	354,953	354,953	-	(354,953)
Transformational Projects TAG for RMB Planning <sup>7</sup>	-	15,000	-	(15,000)
Salaries and Benefits <sup>5</sup>	22,729	172,445	153,476	(18,969)
Other Program Expenses <sup>6</sup>	4,416	160,151	191,525	31,374
Discretionary Insurance Fund	-	506	15,000	14,494
<b>Total Program Expenses</b>	<b>706,263</b>	<b>5,695,113</b>	<b>7,366,455</b>	<b>1,671,342</b>
<b>Net Revenue after Program Expenses</b>	<b>413,308</b>	<b>3,762,307</b>	<b>1,250,475</b>	<b>(830,852)</b>
<b>OVERHEAD EXPENSES</b>				
Accounting <sup>8</sup>	4,350	56,034	60,000	3,966
Audit Fee <sup>9</sup>	-	9,700	9,700	-
Bank Fees	443	9,770	5,500	(4,270)
Business Meals and Entertainment	649	7,805	6,000	(1,805)
Equipment	-	4,638	6,080	1,442
Insurance <sup>10</sup>	201	37,981	60,000	22,019
Legal Fees	1,461	7,960	15,000	7,040
Marketing and Communications	27	4,615	5,000	385
Miscellaneous	419	1,030	5,000	3,970
Interest	8,555	8,555	-	(8,555)
Printing and Copying	-	504	1,000	496
Professional Services <sup>11</sup>	-	-	180,000	180,000
Rent and Utilities <sup>11</sup>	-	29,400	30,508	1,108
Salaries and Staff Benefits <sup>12</sup>	110,410	453,318	405,016	(48,302)
Staff Training and Development	3,499	5,599	15,000	9,401
Supplies	-	1,000	5,000	4,000
Technology and Support <sup>13</sup>	39,189	99,969	127,822	27,853
Travel and Meetings	1,031	6,249	6,350	101
Telecommunication <sup>14</sup>	1,000	5,850	6,050	200
<b>Total Overhead Expenses</b>	<b>171,234</b>	<b>749,977</b>	<b>949,026</b>	<b>199,049</b>
<b>Total Expenses</b>	<b>877,497</b>	<b>6,445,090</b>	<b>8,315,481</b>	<b>1,870,391</b>
<b>Change in Net Assets</b>	<b>242,074</b>	<b>3,012,330</b>	<b>301,449</b>	<b>(631,803)</b>
Fund Balance, June 1, 2023 and July 1, 2022, respectively	18,485,493	15,715,237	19,935,430	19,935,430
Fund Balance, June 30, 2023 <sup>15</sup>	<u>\$ 18,727,567</u>	<u>\$ 18,727,567</u>	<u>\$ 20,236,879</u>	<u>\$ 19,303,627</u>

Footnotes:

- Includes interest earned on SBGP deposits.
- Community Grants include expenses related to 2 FY20, 19 FY21, 36 FY22 and 7 FY23 grants. Funds budgeted for Community Grants are encumbered for projects in development. Those funds are then encumbered for specific Community Grants following Board approval of funding awards, and then expensed when grant draw/payment requests are received and payable. See Quarterly Report for additional detail.
- Enhanced Services include expenses related to 7 FY21, 17 FY22, and 46 FY23 projects. Funds budgeted for Enhanced Services are encumbered for projects in development. Those funds are then encumbered for specific Enhanced Services once a contract is executed for those services and then expensed when payment requests are received and payable. See Quarterly Report for additional detail.
- Transformational Projects include expenses related to 1 FY19, 1 FY20, 1 FY21, 3 FY22, and 2 FY23 projects. Funds budgeted for Transformational Projects are encumbered for projects in development. Those funds are then encumbered for specific Transformational Projects following Board approval and then expensed when payment requests are received and payable. See Quarterly Report for additional detail.
- Includes salaries and benefits for program employees.
- Include miscellaneous indirect program expenses, including funds for a technical assistance program for grantees, a cloud-based application and submission solution, and part time consultant services for Transformational
- Pass through operating assistance grant funding from the MD Department of Housing and Community Development (DHCD) for the Parks & People Foundation for the development and implementation of the Reimagine Middle Branch Plan.
- Fees for third-party accounting services. The contract with C.E.A. Scholtes & Associates includes hourly rates.
- For the FY22 audit, SBGP engaged a City-certified MBE firm for \$9,700.
- Includes annual premiums for commercial insurance policies.
- SBGP has a lease on a private office in a co-working space.
- Includes salaries and benefits for operations employees.
- Includes web development/maintenance, IT support, and software licensing.
- Include reimbursements for staff use of personal phones.
- \$1,500,000 is committed/restricted by the Board to serve as emergency reserves for future years to protect against potential funding fluctuations. SBGP has established a target reserve of approximately \$1.5 million, which would cover core overhead and program expenses for three months, or core overhead and 50 percent of program expenses for six months. SBGP reserves approximately 5 percent of revenues, or \$300,000, each year as long as the organization has the funds to do so while maintaining a healthy financial position. SBGP reserved \$300,000 in FY 2023.
- Includes unrealized gains/losses and interest on SBGP's investment in low risk, passive ultra-short U.S. Treasury strategy. Periodic losses may occur due to the timing of SBGP's investment, buying into the coupon rate and market activity. However, since SBGP plans to hold the investments to maturity, SBGP has every reason to expect a positive rate of return.
- Grant administration fees from supplemental grants.
- Pass through grant funding from the City of Baltimore together Department of Public Works (DPW) for the MB Resiliency Site 5A for the restoration of Wetlands.
- Grant funding from the Federal Emergency Management Agency (FEMA) and the Maryland Department of Emergency Management (MDEM) for Phase 1 Engineering & Design for flood resiliency and aquatic habitat mitigation.
- Includes grants management/administration services for supplemental grants and website development services.

No attest assurance is provided.

**SOUTH BALTIMORE GATEWAY COMMUNITY IMPACT DISTRICT MANAGEMENT AUTHORITY**  
**STATEMENT OF ACTIVITIES, CORE**  
**For the Month and Year Ended**  
**June 30, 2023**

	Month of June 2023	Year Ended June 2023	Revised Budget FY23	Variance to Revised Budget FY23
<b>REVENUES</b>				
Intergovernmental Revenue (Local Impact Funding)	\$ 699,708	\$ 8,383,694	\$ 8,376,598	\$ 7,096
Investment (Loss) Income, net <sup>15</sup>	20,969	152,576	-	152,576
Interest Income <sup>1</sup>	18,477	228,009	227,472	537
Administrative Fees <sup>16</sup>	25,464	38,324	12,860	25,464
Other Income	-	1,228	-	1,228
Total Revenues	<u>764,618</u>	<u>8,803,831</u>	<u>8,616,930</u>	<u>186,901</u>
<b>PROGRAM EXPENSES</b>				
Community Grants <sup>2</sup>	40,777	1,067,371	1,531,370	463,999
Salaries and Benefits <sup>5</sup>	20,158	206,619	238,860	32,241
Other Program Expenses <sup>6</sup>	16,502	61,760	46,885	(14,875)
Enhanced Services <sup>3</sup>	211,396	2,300,376	1,847,054	(453,322)
Salaries and Benefits <sup>5</sup>	17,979	189,826	238,860	49,034
Other Program Expenses <sup>8</sup>	-	-	25,000	25,000
Transformational Projects <sup>4</sup>	17,353	867,470	3,078,425	2,210,955
Salaries and Benefits <sup>5</sup>	22,729	172,445	153,476	(18,969)
Other Program Expenses <sup>8</sup>	4,416	160,151	191,525	31,374
Discretionary Insurance Fund	-	506	15,000	14,494
Total Program Expenses	<u>351,310</u>	<u>5,026,524</u>	<u>7,366,455</u>	<u>2,339,931</u>
Net Revenue after Program Expenses	413,308	3,777,307	1,250,475	(2,153,030)
<b>OVERHEAD EXPENSES</b>				
Accounting <sup>8</sup>	4,350	56,034	60,000	3,966
Audit Fee <sup>9</sup>	-	9,700	9,700	-
Bank Fees	443	9,770	5,500	(4,270)
Business Meals and Entertainment	649	7,805	6,000	(1,805)
Equipment	-	4,638	6,080	1,442
Insurance <sup>10</sup>	201	37,981	60,000	22,019
Legal Fees	1,461	7,960	15,000	7,040
Marketing and Communications	27	4,615	5,000	385
Miscellaneous	419	1,030	5,000	3,970
Interest	8,555	8,555	-	(8,555)
Printing and Copying	-	504	1,000	496
Professional Services <sup>17</sup>	-	-	180,000	180,000
Rent and Utilities <sup>11</sup>	-	29,400	30,508	1,108
Salaries and Staff Benefits <sup>12</sup>	110,410	453,318	405,016	(48,302)
Staff Training and Development	3,499	5,599	15,000	9,401
Supplies	-	1,000	5,000	4,000
Technology and Support <sup>13</sup>	39,189	99,969	127,822	27,853
Travel and Meetings	1,031	6,249	6,350	101
Telecommunication <sup>14</sup>	1,000	5,850	6,050	200
Total Overhead Expenses	<u>171,234</u>	<u>749,977</u>	<u>949,026</u>	<u>199,049</u>
Total Expenses	<u>522,544</u>	<u>5,776,501</u>	<u>8,315,481</u>	<u>2,538,980</u>
Change in Net Assets Core	242,074	3,027,330	301,449	(1,953,981)
Change in Net Assets for Pass Through Grants	-	(15,000)	-	-
Fund Balance, June 1, 2023 and July 1, 2022, respectively	18,485,493	15,715,237	19,935,430	19,935,430
Fund Balance, June 30, 2023 <sup>7</sup>	<u>\$ 18,727,567</u>	<u>\$ 18,727,567</u>	<u>\$ 20,236,879</u>	<u>\$ 17,981,449</u>

Footnotes:

1. Includes interest earned on SBGP deposits.
2. Community Grants include expenses related to 2 FY20, 19 FY21, 36 FY22 and 7 FY23 grants. Funds budgeted for Community Grants are encumbered for projects in development. Those funds are then encumbered for specific Community Grants following Board approval of funding awards, and then expensed when grant draw/payment requests are received and payable. See Quarterly Report for additional detail.
3. Enhanced Services include expenses related to 7 FY21, 17 FY22, and 46 FY23 projects. Funds budgeted for Enhanced Services are encumbered for projects in development. Those funds are then encumbered for specific Enhanced Services once a contract is executed for those services and then expensed when payment requests are received and payable. See Quarterly Report for additional detail.
4. Transformational Projects include expenses related to 1 FY19, 1 FY20, 1 FY21, 3 FY22, and 2 FY23 projects. Funds budgeted for Transformational Projects are encumbered for projects in development. Those funds are then encumbered for specific Transformational Projects following Board approval and then expensed when payment requests are received and payable. See Quarterly Report for additional detail.
5. Includes salaries and benefits for program employees.
6. Include miscellaneous indirect program expenses, including funds for a technical assistance program for grantees, a cloud-based application and submission solution, and part time consultant services for Transformational Projects.
7. \$1,500,000 is committed/restricted by the Board to serve as emergency reserves for future years to protect against potential funding fluctuations. SBGP has established a target reserve of approximately \$1.5 million, which would cover core overhead and program expenses for three months, or core overhead and 50 percent of program expenses for six months. SBGP reserves approximately 5 percent of revenues, or \$300,000, each year as long as the organization has the funds to do so while maintaining a healthy financial position. SBGP reserved \$300,000 in FY 2023.
8. Fees for third-party accounting services. The contract with C.E.A. Scholtes & Associates includes hourly rates.
9. For the FY22 audit, SBGP engaged a City-certified MBE firm for \$9,700.
10. Includes annual premiums for commercial insurance policies.
11. SBGP has a lease on a private office in a co-working space.
12. Includes salaries and benefits for operations employees.
13. Includes web development/maintenance, IT support, and software licensing.
14. Include reimbursements for staff use of personal phones.
15. Includes unrealized gains/losses and interest on SBGP's investment in low risk, passive ultra-short U.S. Treasury strategy. Periodic losses may occur due to the timing of SBGP's investment, buying into the coupon rate and market activity. However, since SBGP plans to hold the investments to maturity, SBGP has every reason to expect a positive rate of return.
16. Grant administration fees from supplemental grants.
17. Includes grants management/administration services for supplemental grants and website development services.

No attest assurance is provided.

**SOUTH BALTIMORE GATEWAY COMMUNITY IMPACT DISTRICT MANAGEMENT AUTHORITY**  
**PROPOSED FINANCIAL PLAN (BUDGET)**  
**For the Year Ending June 30, 2024**

	Orig. Approved Budget FY23	% of Budget	Proposed Budget FY24	% of Budget	Comments
<b>REVENUES</b>					
Intergovernmental Revenue (Local Impact Funding)	\$ 8,000,000		\$ 8,000,000		The MD Racing Commission suggests budgeting revenues based on the last 12 months of actual revenues, which were approx. \$8.2 million for December 2021 through November 2022. Unrealized gains/losses and interest on SBGP's investment account. SBGP is guaranteed a positive rate of return, since SBGP plans to hold the investments to maturity. However, gains and interest are being reinvested.
Investment (Loss) Income, net	-		\$ -		
Other Income	3,000		\$ 100,000		
<b>Total Revenues</b>	<b>8,003,000</b>		<b>8,100,000</b>		
<b>PROGRAM EXPENSES</b>					
Community Grants	1,231,370		\$ 1,267,098		20% of Direct Program Expenses
Salaries and Benefits	238,860		\$ 266,322		Salaries and benefits for Community Grants employees
Other Program Expenses	46,885		\$ 34,400		Capacity Building program, Program Committee and other meetings, other
Enhanced Services	1,847,054		\$ 1,900,646		30% of Direct Program Expenses
Salaries and Benefits	238,860		\$ 266,322		Salaries and benefits for Enhanced Services employees
Other Program Expenses	25,000		\$ 11,600		Events, meetings, collateral, other
Transformational Projects	3,078,424		\$ 3,056,954		50% of Direct Program Expenses, less Community Development Manager salary and benefits
Salaries and Benefits	153,476		\$ 329,711		Salaries and benefits for Transformational Projects employees, including Community Development Manager
Other Program Expenses	120,000		\$ 240,000		Transformational Projects consulting, Strategic Planning Committee and other meetings, other
Discretionary Insurance Fund	15,000		\$ 15,000		Discretionary insurance fund for small grantees, other limited-capacity partners to purchase private insurance in accordance with SBGP grant agreement/contracting requirements
<b>Total Program Expenses</b>	<b>6,994,930</b>	<b>90.81%</b>	<b>7,388,053</b>	<b>91.21%</b>	
Net Revenue after Program Expenses	1,008,070		711,947		
<b>OVERHEAD EXPENSES</b>					
Accounting	60,000		\$ 60,000		Third-party accounting services
Audit Fee	9,700		\$ 14,900		FY23 financial audit and single audit (for two programs)
Bank Fees	5,500		\$ 5,500		
Business Meals and Entertainment	6,000		\$ 7,500		Board of Directors and other meetings
Equipment	2,000		\$ 10,800		Office furniture and equipment, four new laptops
Insurance	60,000		\$ 40,000		Annual premiums for commercial insurance policies
Legal Fees	15,000		\$ 15,000		
Marketing and Communications	5,000		\$ 5,000		MailChimp, HootSuite, boosted Facebook posts, mailings, Spanish translation, job advertising, other
Miscellaneous	5,000		\$ 5,000		Postage and mailing, Labor Law posters, Baltimore Sun and Baltimore Business Journal subscriptions, other
Printing and Copying	1,000		\$ 1,000		Business cards, other outsourced printing and copying
Professional Services	45,000		\$ 35,000		Compensation consultant and website redevelopment
Rent and Utilities	30,508		\$ 29,694		12-month (continued) lease on office in coworking space
Salaries and Staff Benefits	355,016		\$ 312,041		Salaries and benefits for operational employees
Staff Training and Development	13,500		\$ 15,000		
Supplies	5,000		\$ 5,000		Office supplies, including toner
Technology and Support	78,647		\$ 138,012		Software licenses, IT managed services and helpdesk support, professional services for IT special projects, web development/maintenance and hosting, other
Travel and Meetings	5,750		\$ 6,500		
Telecommunication	5,450		\$ 6,000		Stipends for employees' use of personal phones
<b>Total Overhead Expenses</b>	<b>708,070</b>	<b>9.19%</b>	<b>711,947</b>	<b>8.79%</b>	
<b>Total Expenses</b>	<b>7,703,000</b>		<b>8,100,000</b>		
Change in Net Assets	300,000		-		

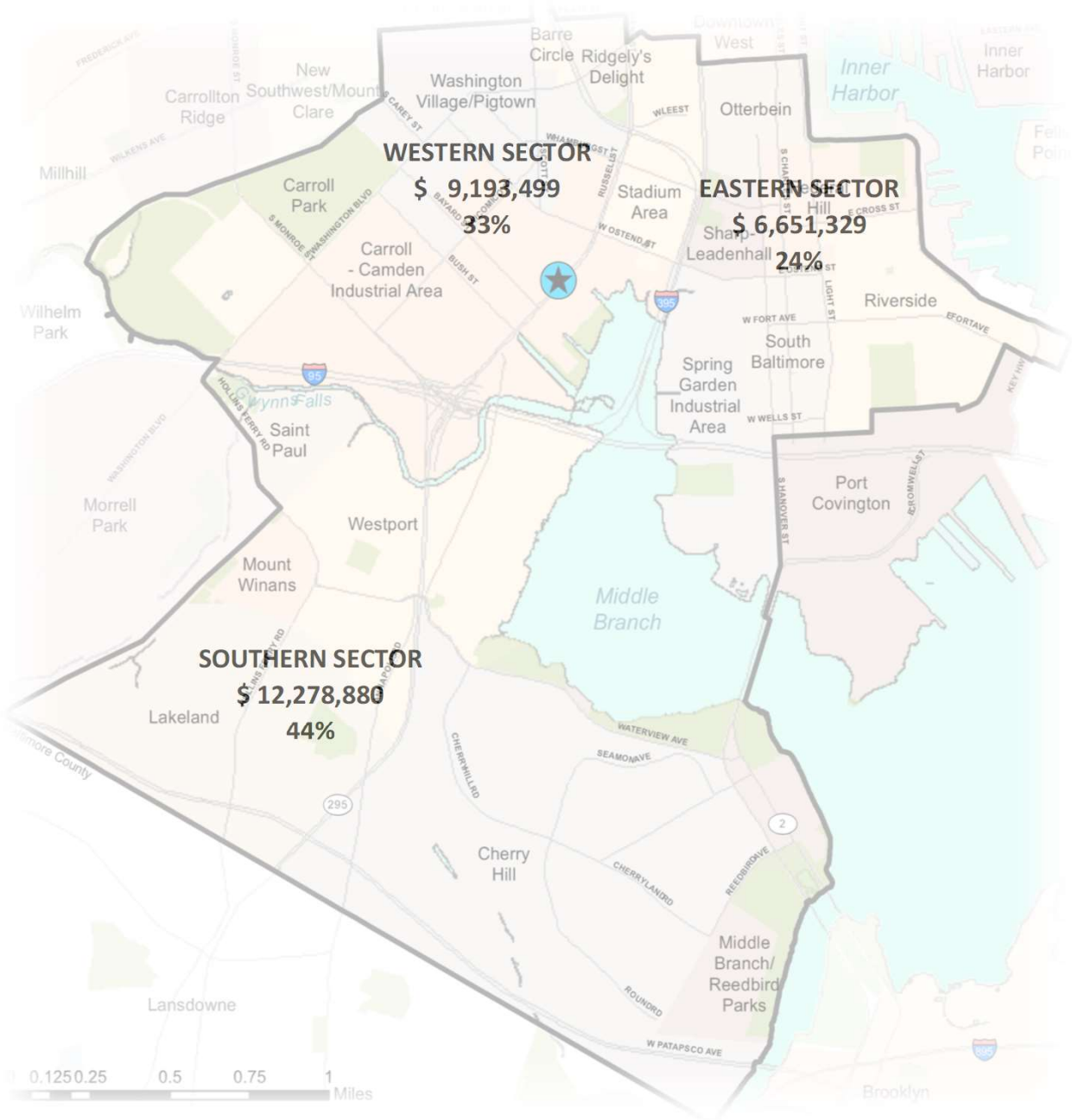
## Exhibit C. Impact Investments Report

		<b><u>FY18-22 Average (Cash Accounting)*</u></b>		<b><u>FY23 (Cash Accounting)*</u></b>	
		<b>Percent of Impact Investments</b>	<b>Percent of Total</b>	<b>Percent of Impact Investments</b>	<b>Percent of Total</b>
<b>Total</b>					
Vendors		101		141	
Expenditures		3,891,214		\$ 5,776,501	
<b>Impact Investments</b>					
Vendors		49		76	
Expenditures		2,387,136	54.4%	\$ 3,112,375	53.9%
<b>MBE/WBE</b>					
Vendors		7		13	
Expenditures		194,744	9.1% 5.0%	\$ 223,709	7.2% 3.9%
<b>Local Business Enterprises</b>					
Vendors		44		71	
Expenditures		2,289,216	95.1% 51.8%	\$ 2,936,644	94.4% 50.8%
<b>District</b>					
Vendors		14		30	
Expenditures		387,246	15.1% 8.1%	\$ 928,521	29.8% 16.1%
<b>Other Baltimore City</b>					
Vendors		21		28	
Expenditures		1,266,388	54.5% 29.9%	\$ 1,379,469	44.3% 23.9%
<b>Other Greater Baltimore</b>					
Vendors		9		13	
Expenditures		635,581	25.5% 13.8%	\$ 628,654	20.2% 10.9%
<b>Other Impact Investment</b>					
Vendors		42		67	
Expenditures		2,247,791	91.4% 50.0%	\$ 2,988,625	96.0% 51.7%
<b>501(c)(3) Nonprofit</b>					
Vendors		30		57	
Expenditures		1,511,642	66.0% 33.9%	\$ 2,729,586	87.7% 47.3%
<b>Social Enterprises (e.g. B Corporations)</b>					
Vendors		-		0	
Expenditures		-	0.2% 0.1%	\$ -	0.0% 0.0%
<b>Other (e.g. small businesses)</b>					
Vendors		12		10	
Expenditures		736,150	25.2% 15.9%	\$ 259,038	8.3% 4.5%

\* Impact Investments do not include those paid by credit card; SBGP's actual Impact Investments may therefore be higher than indicated on this report.

Exhibit D. Program Activity Metrics

**SBGP Core Projects Encumbered To Date, By Sector  
as of 6/30/2023**



**All Programs (Core):**

	#	SBGP Funding	% of Total	Expended	% Complete
<b>FY23</b>	103	\$8,217,101	100%	\$1,563,951	19%
<b>FY22</b>	85	\$5,523,374	100%	\$2,644,490	48%
<b>FY21</b>	72	\$4,590,546	100%	\$4,425,249	96%
<b>FY20</b>	63	\$3,818,467	100%	\$3,818,467	100%
<b>FY19</b>	100	\$3,122,999	100%	\$3,122,999	100%
<b>FY18</b>	67	\$2,601,220	100%	\$2,601,220	100%
<b>FY17</b>	4	\$250,000	100%	\$250,000	100%
<b>To Date</b>	494	\$28,123,708	100%	\$18,426,377	66%

**Program Areas:**

**Community Grants**

	#	SBGP Funding	% of Total	Expended	% Complete
<b>FY23</b>	40	\$1,089,443	24%	\$88,661	8%
<b>FY22</b>	44	\$1,293,713	28%	\$865,690	67%
<b>FY21</b>	35	\$965,764	21%	\$927,026	96%
<b>FY20</b>	20	\$358,790	9%	\$358,790	100%
<b>FY19</b>	54	\$946,615	30%	\$946,615	100%
<b>FY18</b>	53	\$950,075	37%	\$950,075	100%
<b>FY17</b>	0	\$0	0%	\$0	0%
<b>To Date</b>	246	\$5,604,401	20%	\$4,136,858	74%

**Enhanced Services**

	#	SBGP Funding	% of Total	Expended	% Complete
<b>FY23</b>	60	\$5,579,258	122%	\$1,395,215	25%
<b>FY22</b>	36	\$1,552,815	34%	\$1,309,837	84%
<b>FY21</b>	33	\$2,152,544	47%	\$2,142,529	100%
<b>FY20</b>	38	\$1,588,456	42%	\$1,588,456	100%
<b>FY19</b>	45	\$1,876,383	60%	\$1,876,383	100%
<b>FY18</b>	12	\$501,145	19%	\$501,145	100%
<b>FY17</b>	4	\$250,000	100%	\$250,000	100%
<b>To Date</b>	228	\$13,500,602	48%	\$9,063,566	67%

**Transformational Projects**

	#	SBGP Funding	% of Total	Expended	% Complete
<b>FY23</b>	3	\$1,548,400	0%	\$80,075	0%
<b>FY22</b>	5	\$2,676,846	0%	\$468,963	0%
<b>FY21</b>	4	\$1,472,239	32%	\$1,355,694	92%
<b>FY20</b>	5	\$1,871,221	49%	\$1,871,221	100%
<b>FY19</b>	1	\$300,000	10%	\$300,000	100%
<b>FY18</b>	2	\$1,150,000	44%	\$1,150,000	100%
<b>FY17</b>	0	\$0	0%	\$0	0%
<b>To Date</b>	20	\$9,018,705	32%	\$5,225,953	58%

**Strategic Priority Areas**

**Community Development & Revitalization (CD&R)**

	#	SBGP Funding	% of Total	Expended	% Complete
<b>FY23</b>	64	\$7,004,089	153%	\$1,147,311	16%
<b>FY22</b>	56	\$4,667,821	102%	\$1,828,612	39%
<b>FY21</b>	49	\$2,906,110	63%	\$2,742,662	94%
<b>FY20</b>	17	\$2,245,970	59%	\$2,245,970	100%
<b>FY19</b>	51	\$1,845,590	59%	\$1,845,590	100%
<b>FY18</b>	43	\$2,044,278	79%	\$2,044,278	100%
<b>FY17</b>	1	\$100,000	40%	\$100,000	100%
<b>To Date</b>	281	\$20,813,858	74%	\$11,954,422	57%

**Environmental Sustainability (ES)**

	#	SBGP Funding	% of Total	Expended	% Complete
<b>FY23</b>	27	\$1,508,012	33%	\$378,497	25%
<b>FY22</b>	28	\$3,463,410	75%	\$1,095,620	32%
<b>FY21</b>	35	\$2,428,383	53%	\$2,301,824	95%
<b>FY20</b>	27	\$959,035	25%	\$959,035	100%
<b>FY19</b>	26	\$838,165	27%	\$838,165	100%
<b>FY18</b>	18	\$576,977	22%	\$576,977	100%
<b>FY17</b>	0	\$0	0%	\$0	0%
<b>To Date</b>	161	\$9,773,982	35%	\$6,150,118	63%

**Health & Wellness (H&W)**

	#	SBGP Funding	% of Total	Expended	% Complete
<b>FY23</b>	53	\$4,853,181	106%	\$860,936	18%
<b>FY22</b>	49	\$4,140,409	90%	\$1,422,937	34%
<b>FY21</b>	45	\$3,936,300	86%	\$3,782,581	96%
<b>FY20</b>	38	\$2,675,074	70%	\$2,675,074	100%
<b>FY19</b>	47	\$1,016,751	33%	\$1,016,751	100%
<b>FY18</b>	29	\$1,687,835	65%	\$1,687,835	100%
<b>FY17</b>	3	\$150,000	60%	\$150,000	100%
<b>To Date</b>	264	\$18,459,549	66%	\$11,596,113	63%

**Overlap\***

	#	SBGP Funding	% of Total	Expended	% Complete
<b>FY23</b>	37	\$4,936,449	100%	\$747,793	15%
<b>FY22</b>	39	\$3,882,635	100%	\$1,192,858	31%
<b>FY21</b>	41	\$2,782,497	61%	\$2,628,779	94%
<b>FY20</b>	14	\$1,783,643	47%	\$1,783,643	100%
<b>FY19</b>	17	\$424,523	14%	\$424,523	100%
<b>FY18</b>	16	\$1,444,634	56%	\$1,444,634	100%
<b>FY17</b>	0	\$0	0%	\$0	0%
<b>To Date</b>	164	\$15,254,382	54%	\$8,222,230	54%

\*Note that the sums of the figures for the three strategic priority areas are greater than the totals or 100%. This is because certain grants, services and projects address more than one strategic priority.



## Exhibit E. Summary of Projects

Third Party Provider	Project Title	Grant Cycle	Grant Tier	Project Status	SBGP Funding Amount	SBGP Funding Expended
<b>Community Grants (FY 2018)</b>						
Ridgely's Delight Association	Rededication Celebration & Pi	1	1/S	Complete	\$ 1,400.00	\$ 1,400.00
Digital Harbor / Fed Hill Community Assoc	Project RELATE	1	1/S	Complete	\$ 3,213.54	\$ 3,213.54
Citizens of Pigtown (aka Southwest Commun	COP Movies in the Park	1	1/S	Complete	\$ 3,543.98	\$ 3,543.98
Sit and Fit	Sit and Fit Arts and Crafts P	1	1/S	Complete	\$ 3,806.99	\$ 3,806.99
Leadenhall Baptist Church	Community Eat Together	1	1/S	Complete	\$ 4,000.00	\$ 4,000.00
Citizens of Pigtown (aka Southwest Commun	Marketing Support and Outreac	1	1/S	Complete	\$ 4,194.68	\$ 4,194.68
Lakeland STEAM Center	Community Zumba Classes	1	1/S	Complete	\$ 4,234.86	\$ 4,234.86
GiveFit / Lakeland Rec Center	Free Group Fitness Classes Bu	1	1/S	Complete	\$ 4,429.07	\$ 4,429.07
Cherry Hill Development Corporation	Cherry Hill Information Excha	1	1/S	Complete	\$ 4,878.91	\$ 4,878.91
Lakeland Coalition	Community Green and Clean Tea	1	1/S	Complete	\$ 4,881.29	\$ 4,881.29
Fishes & Loaves Pantry, Inc.	Fishes and Loaves Mobile Pant	1	1/S	Complete	\$ 4,997.36	\$ 4,997.36
BOPA	Middle Branch Park Public Art	1	1/S	Complete	\$ 5,000.00	\$ 5,000.00
Citizens of Pigtown (aka Southwest Commun	COP Main Street Festival	1	1/S	Complete	\$ 5,000.00	\$ 5,000.00
Federal Hill Main Street	Federal Hill Main Street Medi	1	1/S	Complete	\$ 5,000.00	\$ 5,000.00
Federal Hill South Neighborhood Associati	TreeUp South Baltimore	1	1/S	Complete	\$ 5,000.00	\$ 5,000.00
Federal Hill South Neighborhood Associati	Parking Pass Pickup Event	1	1/S	Complete	\$ 5,000.00	\$ 5,000.00
Gods Best Family Inc.	South Baltimore Youth Footbal	1	1/S	Complete	\$ 5,000.00	\$ 5,000.00
Pigtown Community Garden	Solidifying Pigtown Community	1	1/S	Complete	\$ 5,000.00	\$ 5,000.00
Restoring Inner City Hope (RICH)	Prayer Walk, 8/12/2017	1	1/S	Complete	\$ 5,000.00	\$ 5,000.00
Southwest Baltimore Charter School (SWBC)	21st Century Auditorium	1	1/S	Complete	\$ 5,000.00	\$ 5,000.00
Southwest Baltimore Charter School / Ches	Sowebo Landmark 5k - 2017	1	1/S	Complete	\$ 5,000.00	\$ 5,000.00
Jesus Our Redeemer/Lee Street Memorial Ba	Native Garden & Sidewalk Beau	1	1/S	Cancelled		\$ -
Live Baltimore / Fed Hill Prep	Federal Hill Prep "Riding to	1	1/S	Cancelled		\$ -
South Baltimore Partnership	South Baltimore Sustainabilit	1	2/M	Complete	\$ 10,000.00	\$ 10,000.00
United Way	United Way Homelessness Preven	1	2/M	Complete	\$ 48,000.00	\$ 48,000.00
Center Stage / BOPA	Center Stage in the Park	1	3/L	Cancelled	\$ -	\$ -
Westport Community Economic Development C	Westport Community Land Trust	1	3/L	Complete	\$ 49,046.38	\$ 49,046.38
Cherry Hill Development Corporation	Operating Expenses/Capacity B	1	3/L	Complete	\$ 50,000.00	\$ 50,000.00
Living Classrooms Foundation	SLURRP (School Leadership in	1	3/L	Complete	\$ 89,999.80	\$ 89,999.80
Habitat for Humanity	Habitat for Humanity Pigtown	1	3/L	Complete	\$ 99,800.60	\$ 99,800.60
Youth Resiliency Institute (Fusion Partne	Cherry Hill Arts and Music Fe	1	3/L	Complete	\$ 99,873.95	\$ 99,873.95
Church of the Advent	Accessibility Ramp/s	2	1/S	Cancelled	\$ -	\$ -
Ridgely's Delight Association	National Night Out Picnic	2	1/S	Complete	\$ 427.87	\$ 427.87
Lakeland Coalition Green and Clean Team	Movies in the Park 2018	2	1/S	Complete	\$ 1,868.20	\$ 1,868.20
Ridgely's Delight Association, Inc	South Baltimore Softball Clas	2	1/S	Complete	\$ 2,310.00	\$ 2,310.00
EndsideOut	Turn Your Health Inside Out	2	1/S	Complete	\$ 3,000.00	\$ 3,000.00
South Baltimore Partnership	Summer Outdoor Events	2	1/S	Complete	\$ 3,000.00	\$ 3,000.00
South Baltimore Partnership	Senior Committee	2	1/S	Complete	\$ 4,998.28	\$ 4,998.28
Boys & Girls Clubs of Metropolitan Baltim	Westport BGCMB After School P	2	1/S	Complete	\$ 4,998.62	\$ 4,998.62
LET'S GO Boys and Girls, Inc	LET'S GO Westport STEM Progra	2	1/S	Complete	\$ 4,999.90	\$ 4,999.90
Cherry Hill Ministerial Alliance	Community-Wide Thanksgiving D	2	1/S	Complete	\$ 5,000.00	\$ 5,000.00
Cherry Hill United Methodist Church	Cherry Hill UM Church Soup Ki	2	1/S	Complete	\$ 5,000.00	\$ 5,000.00
Fishes & Loaves Pantry, Inc.	Lakeland/Mt. Winans/Westport	2	1/S	Complete	\$ 5,000.00	\$ 5,000.00
Pigtown Main Street Inc.	Bloom the Boulevard	2	1/S	Complete	\$ 5,000.00	\$ 5,000.00
Teach For America Baltimore	Lakeland Elementary/Middle Sc	2	1/S	Complete	\$ 5,000.00	\$ 5,000.00
Civic Works	Baltimore Orchard Project	2	2/M	Complete	\$ 10,000.00	\$ 10,000.00
Pigtown Main Street Inc.	Clean & Green Team	2	2/M	Complete	\$ 15,000.00	\$ 15,000.00
Blue Water Baltimore	Community Development in Cher	2	2/M	Complete	\$ 25,000.00	\$ 25,000.00
Living Classrooms Foundation	BEE SMART (Baltimore Environm	2	2/M	Complete	\$ 25,000.00	\$ 25,000.00
Lakeland Elementary/Middle School	Early Childhood Playground	2	2/M	Complete	\$ 29,908.32	\$ 29,908.32
The Marching Elite Foundation	March on Wheels	2	2/M	Complete	\$ 31,000.00	\$ 31,000.00
Southwest Partnership, Inc.	Pigtown Renaissance	2	2/M	Complete	\$ 50,000.00	\$ 50,000.00

Third Party Provider	Project Title	Grant Cycle	Grant Tier	Project Status	SBGP Funding Amount	SBGP Funding Expended
Federal Hill Main Street	FHMS Program Initiatives	2	3/L	Complete	\$ 35,000.00	\$ 35,000.00
The Cherry Hill Eagles Foundation	Youth Programming & General O	2	3/L	Complete	\$ 49,971.80	\$ 49,971.80
Spelman Road Gentleman's Club	Spelman Road Gentleman's Club	N/A	DG	Complete	\$ 1,045.00	\$ 1,045.00
Cherry Hill Homes Tenant Council	Holiday Party	N/A	DG	Complete	\$ 1,245.90	\$ 1,245.90
Associated Catholic Charities, Inc.	Baltimore City Head Start Sum	N/A	DG	Complete	\$ 86,000.00	\$ 86,000.00
<b>Community Grants (FY 2019)</b>						
South Baltimore Learning Center (SBLC)	SBLC: Learning Works	3	1/S	Complete	\$ 562.50	\$ 562.50
Spelman Road Gentleman's Club	Spelman Road Gentleman's Club	3	1/S	Complete	\$ 1,941.03	\$ 1,941.03
Cherry Hill Community Alumni Board	The Harvest Fest	3	1/S	Complete	\$ 4,528.06	\$ 4,528.06
South Baltimore Partnership	SBP Junior Green Team	3	1/S	Complete	\$ 4,944.34	\$ 4,944.34
Pigtown Community Garden	Sustainability and Safety at	3	1/S	Complete	\$ 4,952.64	\$ 4,952.64
Baltimore Community ToolBank	Inventory Enhancements in Res	3	1/S	Complete	\$ 4,988.58	\$ 4,988.58
Fishes & Loaves Pantry, Inc.	South Baltimore Mobile Pantry	3	1/S	Complete	\$ 4,995.01	\$ 4,995.01
Federal Hill South Neighborhood Associati	TreeUp 2018-19	3	1/S	Complete	\$ 5,000.00	\$ 5,000.00
Federal Hill South Neighborhood Associati	Parking Pass Pickup Event/Bas	3	1/S	Complete	\$ 5,000.00	\$ 5,000.00
Leadenhall Baptist Church	Community Eating Together Exp	3	1/S	Complete	\$ 5,000.00	\$ 5,000.00
LET'S GO Boys and Girls, Inc	LET'S GO STEM: College and Ca	3	1/S	Complete	\$ 5,000.00	\$ 5,000.00
Pigtown Food For Thought	Empowering Carroll Street Com	3	1/S	Complete	\$ 5,000.00	\$ 5,000.00
South Baltimore Partnership	A Slice of Historic Sharp Lea	3	1/S	Complete	\$ 5,000.00	\$ 5,000.00
Southwest Baltimore Charter School (SWBC)	Sowebo Landmark 5k - 2018	3	1/S	Complete	\$ 5,000.00	\$ 5,000.00
Teach For America Baltimore	Lakeland Elementary/Middle Sc	3	1/S	Complete	\$ 5,000.00	\$ 5,000.00
Enoch Pratt Free Library	Washington Village Library Re	3	2/M	Cancelled	\$ -	\$ -
Federal Hill Main Street	FHMS Clean & Green Initiative	3	2/M	Complete	\$ 36,500.00	\$ 36,500.00
Pigtown Main Street Inc.	Big Pigtown Projects = Big Pi	3	2/M	Complete	\$ 49,310.00	\$ 49,310.00
Healthy Neighborhoods, Inc.	HNI Expansion to Pigtown and	3	2/M	Complete	\$ 49,990.00	\$ 49,990.00
Youth Resiliency Institute (Fusion Partne	Cherry Hill Youth Arts, Music	3	3/L	Complete	\$ 49,978.75	\$ 49,978.75
Living Classrooms Foundation	SLURRP (School Leadership in	3	3/L	Complete	\$ 50,000.00	\$ 50,000.00
Paul's Place, Inc.	SW Baltimore Culinary Arts Tr	3	3/L	Complete	\$ 77,503.32	\$ 77,503.32
Rails to Trails Conservancy	Advancing the Baltimore Green	3	3/L	Complete	\$ 80,069.92	\$ 80,069.92
Thomas Johnson EMS PTO	LIVE WELL! A Family Health an	4	1/S	Complete	\$ 2,157.29	\$ 2,157.29
Ridgely's Delight Association Beautificat	Roots In Ridgely's	4	1/S	Complete	\$ 2,362.63	\$ 2,362.63
Westport Community Economic Development C	Harbor West Collaborative Sun	4	1/S	Complete	\$ 2,434.98	\$ 2,434.98
Sowebo Landmark 5K Planning Committee	Sowebo Landmark 5k - 2019	4	1/S	Complete	\$ 4,880.12	\$ 4,880.12
Baltimore Community ToolBank	Environmental Education & Inv	4	1/S	Complete	\$ 4,985.81	\$ 4,985.81
Safe Streets Cherry Hill	Team Building for Youth of Ch	4	1/S	Complete	\$ 4,995.15	\$ 4,995.15
South Baltimore Neighborhood Association	2nd Annual SBNA Block Party	4	1/S	Complete	\$ 4,999.02	\$ 4,999.02
National Wildlife Federation	B'More Wild Fest	4	1/S	Complete	\$ 4,999.82	\$ 4,999.82
Cherry Hill United Methodist Church	Soup Kitchen and Food Pantry	4	1/S	Complete	\$ 5,000.00	\$ 5,000.00
Fishes & Loaves Pantry, Inc.	Fishes and Loaves Community B	4	1/S	Complete	\$ 5,000.00	\$ 5,000.00
LET'S GO Boys and Girls, Inc	LET'S GO Westport STEM Progra	4	1/S	Complete	\$ 5,000.00	\$ 5,000.00
Paul's Place, Inc.	Paul's Place After-School Pro	4	1/S	Complete	\$ 5,000.00	\$ 5,000.00
South Baltimore Partnership	South Baltimore Sustainabilit	4	1/S	Complete	\$ 5,000.00	\$ 5,000.00
Teach for America Baltimore	2019 Teach For America Alumni	4	1/S	Complete	\$ 5,000.00	\$ 5,000.00
The Kerry Kares Foundation	Identity Project	4	1/S	Cancelled		\$ -
GiveFit	Free Group Fitness Classes Bu	4	2/M	Complete	\$ 4,108.72	\$ 4,108.72
Pigtown Main Street Inc.	Pigtown's Grand Slam Pig!, ev	4	2/M	Complete	\$ 9,000.00	\$ 9,000.00
NEWfit	NEWfit in Southwest Baltimore	4	2/M	Complete	\$ 13,412.24	\$ 13,412.24
Civic Works	Baltimore Orchard Project	4	2/M	Complete	\$ 13,421.94	\$ 13,421.94
Living Classrooms Foundation	BEE SMART (Baltimore Environm	4	2/M	Complete	\$ 14,780.00	\$ 14,780.00
NEWfit	NEWfit Youth Sports	4	2/M	Complete	\$ 22,701.36	\$ 22,701.36
GiveFit	Free Group Fitness Classes	4	2/M	Complete	\$ 32,257.70	\$ 32,257.70
Boys & Girls Clubs of Metropolitan Baltim	Program & Capacity Building S	4	2/M	Complete	\$ 34,757.98	\$ 34,757.98
Federal Hill Main Street	FHMS Business District Cleanl	4	2/M	Complete	\$ 36,787.50	\$ 36,787.50

Third Party Provider	Project Title	Grant Cycle	Grant Tier	Project Status	SBGP Funding Amount	SBGP Funding Expended
Institute for Local Self-Reliance	Baltimore Composting for Comm	4	2/M	Complete	\$ 47,499.54	\$ 47,499.54
Riverside Neighborhood Association	Splash City: Riverside Pool	4	2/M	Complete	\$ 49,500.00	\$ 49,500.00
Salem Lutheran Church South Baltimore	Riverside Third Space	4	2/M	Complete	\$ 49,995.00	\$ 49,995.00
The Cherry Hill Eagles Foundation	Cherry Hill Eagles	4	3/L	Complete	\$ 85,954.90	\$ 85,954.90
Citizens of Pigtown	Operating Support for GL Insu	N/A	DG	Complete	\$ 654.00	\$ 654.00
Restoring Inner City Hope (RICH)	Prayer Walk, 2018	N/A	DG	Complete	\$ 1,294.50	\$ 1,294.50
Cherry Hill Homes Tenant Council	Cherry Hill Family Fun Camp	N/A	DG	Complete	\$ 1,701.99	\$ 1,701.99
Cherry Hill Homes Tenant Council	Cherry Hill Tenant Housing Me	N/A	DG	Complete	\$ 1,915.13	\$ 1,915.13
Southwest Partnership, Inc.	Pigtown Housing Fair	N/A	DG	Complete	\$ 4,793.97	\$ 4,793.97
<b>Community Grants (FY 2020)</b>						
Neighbors of Scott Street (Citizens of Pi	Scott St. Block Party	5	1/S	Cancelled	\$ -	\$ -
God's Best Family Inc.	So. Baltimore Unity Feast	5	1/S	Complete	\$ 1,200.00	\$ 1,200.00
Federal Hill Preparatory School Parent Te	Fed Hill Prep Programs	5	1/S	Complete	\$ 2,915.73	\$ 2,915.73
Lakeland Elementary Middle School	Lakeland Library Reno.	5	1/S	Complete	\$ 3,456.00	\$ 3,456.00
South Baltimore Partnership (Fusion Partn	Senior Committee	5	1/S	Complete	\$ 4,879.27	\$ 4,879.27
SCRAP B-More	Community Craft Nights	5	1/S	Complete	\$ 4,907.77	\$ 4,907.77
UMBC Foundation	Crossing Borders	5	1/S	Complete	\$ 4,950.00	\$ 4,950.00
South Baltimore Partnership (Fusion Partn	Green Team	5	1/S	Complete	\$ 4,964.00	\$ 4,964.00
My G.I.R.L.S., Inc.	Champions on the Rise!	5	1/S	Complete	\$ 4,985.00	\$ 4,985.00
Baltimore Community ToolBank	Networking & Inventory	5	1/S	Complete	\$ 5,000.00	\$ 5,000.00
Church of the Advent	Community Room Project	5	1/S	Complete	\$ 5,000.00	\$ 5,000.00
Farm Alliance of Baltimore	Classes, Demo & Farmstand	5	1/S	Complete	\$ 5,000.00	\$ 5,000.00
Resident Services Incorporated	Westport Rising Stars	5	1/S	Complete	\$ 5,000.00	\$ 5,000.00
Teach For America	Lakeland EMS CM Support	5	1/S	Complete	\$ 5,000.00	\$ 5,000.00
Fishes & Loaves Pantry, Inc.	Fishes & Loaves Pantry	5	2/M	Complete	\$ 17,997.82	\$ 17,997.82
Maryland Food Bank	Pantry on the Go	5	2/M	Complete	\$ 27,519.98	\$ 27,519.98
Baltimore Community Rowing	Reach High Rowing	5	2/M	Complete	\$ 49,995.00	\$ 49,995.00
Cherry Hill Development Corporation	Patapsco Elementary School	5	3/L	Complete	\$ 45,524.46	\$ 45,524.46
Cherry Hill Eagles Foundation, Inc	Cherry Hill Youth Dev.	5	3/L	Complete	\$ 60,000.00	\$ 60,000.00
Black Yield Institute	Cherry Hill Agrihood Proj.	5	3/L	Complete	\$ 100,000.00	\$ 100,000.00
Cherry Hill Eagles Foundation	Workers Compensation Insurance	N/A	DG	Complete	\$ 495.00	\$ 495.00
<b>Community Grants (FY 2021)</b>						
Neighbors Meeting Neighbors	Neighbors Block Party	6	1/S	Complete	\$ 2,382.00	\$ 2,382.00
Southwest Community Council dba Citizens	COP Marketing	6	1/S	Complete	\$ 4,979.26	\$ 4,979.26
Baltimore Community ToolBank	Enhancements to Inventory	6	1/S	Complete	\$ 5,000.00	\$ 5,000.00
LET'S GO Boys and Girls	LET'S GO Westport & Lakeland	6	1/S	Complete	\$ 5,000.00	\$ 5,000.00
Institute for Local Self-Reliance (ILSR)	Baltimore Compost Project	6	2/M	Complete	\$ 7,777.70	\$ 7,777.70
Living Classrooms	BEE SMART Summer Program	6	2/M	Complete	\$ 8,000.00	\$ 8,000.00
American Visionary Art Museum	Flicks from the Hill 2021	6	2/M	Active	\$ 11,578.00	\$ -
Federal Hill Main Street, Inc.	Fed Hill Main St. Op. Support	6	2/M	Complete	\$ 14,487.00	\$ 14,487.00
Westport Patriots	Facility Prep, Program Support	6	2/M	Complete	\$ 36,869.00	\$ 36,869.00
Baltimore Outreach Services	Wellness for Families	6	2/M	Complete	\$ 40,000.00	\$ 40,000.00
Baltimore Compost Collective	Baltimore Compost Project	6	2/M	Complete	\$ 40,777.70	\$ 40,777.70
Family Health Centers of Baltimore Inc.	Maternal Child Initiative	6	2/M	Active	\$ 40,958.56	\$ 40,958.56
Westport Patriots	Youth Sports Competitions	6	2/M	Complete	\$ 45,483.00	\$ 45,483.00
Pigtown Main Street	Pigtown ABC easy as 1,2,3	6	2/M	Complete	\$ 47,421.00	\$ 47,421.00
Southwest Partnership	Bird Ambassadors	6	2/M	Complete	\$ 47,421.00	\$ 47,421.00
Boys & Girls Clubs of Metropolitan Baltim	Westport Boys & Girls Club	6	2/M	Complete	\$ 48,500.00	\$ 48,500.00
Thomas Johnson Elementary Middle School P	Thomas Johnson Outdoor Space	6	2/M	Complete	\$ 49,950.00	\$ 49,950.00
Cherry Hill United Methodist Church	Soup Kitchen & Pantry	7	1/S	Complete	\$ 5,000.00	\$ 5,000.00
LET'S GO Boys and Girls, Inc..	Westport MD Science Olympiad	7	1/S	Complete	\$ 5,000.00	\$ 5,000.00
Pigtown Community Garden.	Garden Program Support	7	1/S	Complete	\$ 5,000.00	\$ 5,000.00
Saint Agnes Hospital Foundation, Inc.	Saint Agnes Food Rx Program	7	2/M	Cancelled	\$ -	\$ -
Baltimore Office of Promotion & The Arts,	Sharp-Leadenhall Mural..	7	2/M	Canceled	\$ -	\$ -
SCRAP School and Community Reuse Action P	Reuse Arts Installation	7	2/M	Complete	\$ 3,397.88	\$ 3,397.88

Third Party Provider	Project Title	Grant Cycle	Grant Tier	Project Status	SBGP Funding Amount	SBGP Funding Expended
Leveling the Playing Field, Inc. .	Westport Program Support.	7	2/M	Complete	\$ 10,000.00	\$ 10,000.00
My Fathers Plan, Inc..	Community Cleanup.	7	2/M	Complete	\$ 13,000.00	\$ 13,000.00
"Southwest Community Council d/b/a Citiz	Carroll Park Gateway	7	2/M	Complete	\$ 28,058.27	\$ 28,058.27
George Washington Elementary School	GWES Outdoor Space	7	2/M	Active	\$ 29,000.00	\$ 1,840.00
A	After-School Programming.	7	2/M	Complete	\$ 29,975.06	\$ 29,975.06
Fishes and Loaves Pantry, Inc..	"Fishes and Loaves Pantry."	7	2/M	Complete	\$ 34,987.76	\$ 34,987.76
Up2Us, Inc..	Youth Development Training..	7	2/M	Complete	\$ 35,000.00	\$ 35,000.00
Southwest Partnership, Inc.	Carey St. Bridge Updates	7	2/M	Complete	\$ 36,000.00	\$ 36,000.00
"Cherry Hill Eagles Foundation, Inc.."	Program Support..	7	2/M	Complete	\$ 37,626.02	\$ 37,626.02
Resident Services Incorporated	Bedtime in a Box	7	2/M	Complete	\$ 39,043.00	\$ 39,043.00
RICH Organization d/b/a Restoring Inner C	"RICH Workforce Development.."	7	2/M	Active	\$ 43,804.65	\$ 43,804.65
Westport Community Economic Development	Green Ambassadors..	7	2/M	Complete	\$ 45,000.00	\$ 45,000.00
My G.I.R.L.S. Inc..	The Thrown Awaits..	7	2/M	Complete	\$ 49,895.00	\$ 49,895.00
Black Yield Institute, Inc.	Food Sovereignty ..	7	3/L	Active	\$ 59,392.11	\$ 59,392.11
<b>Community Grants (FY 2022)</b>						
GraceCity Church	Good Neighbor Nutrition	8	1/S	Active	\$ 5,000.00	\$ -
Federal Hill Main Street, Inc.."	Free Family Programs.	8	2/M	Active	\$ 11,568.83	\$ 11,568.83
Living Classrooms Foundation	Masonville Cove School	8	2/M	Complete	\$ 17,000.00	\$ 17,000.00
"South Creek Community Development Corpor	Pantry on the Go	8	2/M	Active	\$ 25,000.00	\$ 25,000.00
National Federation of the Blind.	Blind Civil Rights Museum..	8	2/M	Complete	\$ 27,000.00	\$ 27,000.00
Westport Community Economic Development C	Welcome to Harbor West	8	2/M	Active	\$ 40,000.00	\$ 29,605.06
LET'S GO Boys and Girls.	Grow through STEM	8	2/M	Complete	\$ 45,000.00	\$ 45,000.00
Federal Hill Prep Parent Teacher Organiz	Facility Improvements	8	2/M	Active	\$ 45,000.00	\$ -
Baltimore Community Rowing	Reach High Baltimore	8	2/M	Active	\$ 45,594.60	\$ 45,594.60
Baltimore Animal Rescue and Care Shelter	Preserving Families .	8	3/L	Active	\$ 30,000.00	\$ 30,000.00
Leadenhall Baptist Church.	Window Restoration	8	3/L	Active	\$ 50,000.00	\$ 46,250.00
Cherry Hill Development Corporation	Blight Reduction	8	3/L	Active	\$ 100,000.00	\$ -
Ebenezer Kingdom Builders, Inc.	First Floor Renovation.	8	3/L	Active	\$ 100,000.00	\$ 59,565.52
Federal Hill Neighborhood Association, In	Cross Street Block Party	9	0/Spark	Complete	\$ 1,300.00	\$ 1,300.00
Baltimore Community ToolBank	Networking & Inventory	9	0/Spark	Complete	\$ 2,000.00	\$ 2,000.00
Lakeland Community Association Partnersh	Lakeland Connection .	9	0/Spark	Active	\$ 2,000.00	\$ 1,350.00
The Kerry Kares Foundation, Inc..	Senior Bus Trip.	9	1/S	Complete	\$ 2,250.00	\$ 2,250.00
Neighbors Meeting Neighbors	Neighbors Block Party	9	1/S	Complete	\$ 2,732.34	\$ 2,732.34
"Barre Circle Community Association."	McHenry St. Fencing	9	1/S	Complete	\$ 2,895.00	\$ 2,895.00
George Washington Elementary School, Bal	GWES Shade Structure.	9	1/S	Active	\$ 4,650.00	\$ -
South Baltimore United, Inc.	Community News	9	1/S	Active	\$ 4,979.00	\$ 4,979.00
South Baltimore Neighborhood Association	Tree Canopy Care & Expansion	9	1/S	Active	\$ 4,985.00	\$ 3,400.00
1012 Sports.	Football Mentorship.	9	1/S	Complete	\$ 4,990.70	\$ 4,990.70
Fishes and Loaves Pantry Inc..	Lakeland Block Party.	9	1/S	Complete	\$ 5,000.00	\$ 5,000.00
Our Joyful Noise Baltimore Inc.	Music in the Air.	9	1/S	Complete	\$ 5,000.00	\$ 5,000.00
Restoring Inner City Hope, Inc..	RICH Workforce Development	9	1/S	Complete	\$ 5,000.00	\$ 5,000.00
South Baltimore Learning Corp Inc	Book Lovers Unity Cookout.	9	1/S	Complete	\$ 5,000.00	\$ 5,000.00
Taste Wise Kids Inc.	Days of Taste	9	1/S	Active	\$ 5,000.00	\$ 5,000.00
Friends of Carroll Park Inc.	Chant Down 2022	9	2/M	Complete	\$ 8,000.00	\$ 8,000.00
Baltimore Urban Baseball Association	Support for Coaching	9	2/M	Complete	\$ 10,000.00	\$ 10,000.00
Southwest Community Council Inc. dba Citi	Sharps Disposal	9	2/M	Active	\$ 16,100.00	\$ 8,917.84
Federal Hill Main Street, Inc..	Business and Resident Support	9	2/M	Active	\$ 30,311.96	\$ 30,311.96
Higher Achievement Program, Inc.	Higher Achievement	9	2/M	Active	\$ 40,000.00	\$ 25,596.94
God's Best Family, Inc.	South Balt Engagement Center	9	2/M	Active	\$ 41,700.00	\$ 41,700.00
Baltimore Outreach Services Inc. .	Journey to Independence	9	2/M	Complete	\$ 45,000.00	\$ 45,000.00
Saint Barnabas and Saint Susanna (SBSS) C	Courtyard renovation	9	2/M	Complete	\$ 45,000.00	\$ 45,000.00
Southwest Partnership, Inc.	CCB Elem School Playground	9	2/M	Active	\$ 48,980.00	\$ -
4MYCITY Inc.	Community Composting	9	2/M	Active	\$ 49,500.00	\$ 49,500.00

Third Party Provider	Project Title	Grant Cycle	Grant Tier	Project Status	SBGP Funding Amount	SBGP Funding Expended
Baltimore Compost Collective	Compost Programs	9	2/M	Active	\$ 49,500.00	\$ 49,500.00
Living Classrooms Foundation Inc.	BEESMART Summer Program	9	2/M	Complete	\$ 49,602.00	\$ 49,602.00
Harbor Hospital Center	Harbor Park West	9	2/M	Active	\$ 49,628.00	\$ 49,628.00
Waterfront Partnership of Baltimore	Water Trail Master Plan	9	3/L	Active	\$ 70,000.00	\$ -
Pigtown Main Street Inc..	Progress In Pigtown .	9	3/L	Active	\$ 70,700.00	\$ 65,452.16
Black Yield Institute.	Food Sovereignty Strategy	9	3/L	Active	\$ 70,745.95	\$ -
<b>Community Grants (FY 2023)</b>						
Federal Hill South Neighborhood Associat	Community Greening.	10	0/Spark	Active	\$ 2,000.00	\$ -
Neighbors Meeting Neighbors	Marketing.	10	1/S	Active	\$ 3,000.00	\$ 3,000.00
"Federal Hill Neighborhood Association In	Historic House Tour.	10	1/S	Active	\$ 5,000.00	\$ 1,260.00
Baltimore Community ToolBank.	Enhancing Safety & Security.	10	2/M	Active	\$ 11,400.00	\$ 9,331.00
Libraries Without Borders	Baltimore Crown Project.	10	2/M	Active	\$ 20,000.00	\$ -
God's Best Family Inc.	South Balt Engagement Center	10	2/M	Active	\$ 30,000.00	\$ -
Living Classrooms Foundation	Climate Changemakers	10	2/M	Active	\$ 39,335.00	\$ -
National Audubon Society dba Patterson P	Bird Ambassadors	10	2/M	Active	\$ 42,000.00	\$ 4,073.00
LETS GO Boys and Girls, Inc.	LETS GO STEM	10	2/M	Active	\$ 49,000.00	\$ 33,036.83
Business Volunteers Maryland.	Capacity Accelerator	10	3/L	Active	\$ 70,000.00	\$ 30,436.68
Elev8 Baltimore Inc.	Adult High School	10	3/L	Active	\$ 75,000.00	\$ 7,523.52
Stars & Stripes Parade Committee	Federal Hill July 4th Parade	11	0/Spark	Active	\$ 1,995.00	\$ -
Southwest Community Council dba Citizens of Pigtown	Telecommunication Grant	11	0/Spark	Active	\$ 2,000.00	\$ -
Federal Hill Neighborhood Association	Cross Street Block Party	11	0/Spark	Active	\$ 2,000.00	\$ -
Pigtown Food For Thought Gardens	PFFT - Steel Boxes and Signs	11	1/S	Active	\$ 2,497.33	\$ -
Neighbors Meeting Neighbors	Block Party	11	1/S	Active	\$ 4,000.00	\$ -
Federal Hill Preparatory School PTO	Field Trips Transportation	11	1/S	Active	\$ 4,500.00	\$ -
South Baltimore United, Inc.	I Love SoBo Day	11	1/S	Active	\$ 4,850.00	\$ -
Cherry Hill United Methodist Church	CHUMC - Food Ministry	11	1/S	Active	\$ 5,000.00	\$ -
Our Joyful Noise Baltimore	Music in the Air Concerts	11	1/S	Active	\$ 5,000.00	\$ -
South Baltimore Learning Center	Book Lovers Community Cookout	11	1/S	Active	\$ 5,000.00	\$ -
South Baltimore Neighborhood Association	SBNA Marketing Improvement	11	1/S	Active	\$ 5,000.00	\$ -
Saint Barnabas and Saint Susanna Coptic Orthodox Ch	Community Service Coordinator	11	1/S	Active	\$ 5,000.00	\$ -
South Creek Community Development Corporation	S.M.A.R.T. Kids Hub	11	1/S	Active	\$ 5,000.00	\$ -
Southwest Community Council dba Citizens of Pigtown	Gateway Murals	11	2/M	Active	\$ 9,600.00	\$ -
The Kerry Kares Foundation	Kerry's Krew	11	2/M	Active	\$ 13,500.00	\$ -
TasteWise Kids	Days of Taste/Food Story Time	11	2/M	Active	\$ 14,000.00	\$ -
South Baltimore Learning Center (SBLC)	SBLC Mindfulness Project	11	2/M	Active	\$ 15,000.00	\$ -
Healthy Neighborhoods Inc.	HNI Pigtown and Barre Circle	11	2/M	Active	\$ 17,309.00	\$ -
Saint Barnabas and Saint Susanna (SBSS) Coptic Orth	Courtyard Furnishing	11	2/M	Active	\$ 20,000.00	\$ -
Baltimore Outreach Services	Wellness 4 Homeless Families	11	2/M	Active	\$ 22,500.00	\$ -
My G.I.R.L.S., Inc.	Cheer Your Way to Wellness	11	2/M	Active	\$ 30,000.00	\$ -
Black Yield Institute	Food Sovereignty Strategy	11	2/M	Active	\$ 34,234.00	\$ -
The University of Maryland Foundation, Inc d/b/a UMB	Green Lions Collaborative	11	2/M	Active	\$ 45,750.00	\$ -
Improving Education	All Children Ready	11	2/M	Active	\$ 49,000.00	\$ -
Fishes & Loaves Pantry	Fishes & Loaves Pantry	11	2/M	Active	\$ 49,100.00	\$ -
Ebenezer Kingdom Builders, Inc.	First Floor Renovation	11	3/L	Active	\$ 75,000.00	\$ -
Pigtown Main Street Inc.	DAP Direct Action Partnership	11	3/L	Active	\$ 97,500.00	\$ -
RICH - Restoring Inner City Hope, Inc.	Youth Leadership Programming	11	3/L	Active	\$ 98,373.00	\$ -
Paul's Place, Inc.	Paul's Community Garden	11	3/L	Active	\$ 100,000.00	\$ -
<b>Enhanced Services (FY 2017)</b>						
BCRP	Middle Branch Park Boat House	N/A	N/a	Complete	\$ 6,000.00	\$ 6,000.00
BCRP	Gwynns Falls Trail maintenanc	N/A	N/a	Complete	\$ 50,000.00	\$ 50,000.00
BCRP	Middle Branch Boat Launch Rep	N/A	N/a	Complete	\$ 94,000.00	\$ 94,000.00
Mayor's Office of Employment Development	Youthworks Summer Youth Emplo	N/A	N/a	Complete	\$ 100,000.00	\$ 100,000.00

Third Party Provider	Project Title	Grant Cycle	Grant Tier	Project Status	SBGP Funding Amount	SBGP Funding Expended
<b>Enhanced Services (FY 2018)</b>						
Donovan Landcare fbo Barre Circle Communi	Barre Circle Landscaping	N/A	N/a	Complete	\$ 6,300.00	\$ 6,300.00
TITO Contracting	Mount Claire Stable Painting	N/A	N/a	Complete	\$ 15,231.77	\$ 15,231.77
Waterfront Partnership of Baltimore	Robert Baker Park Maintenance	N/A	N/a	Complete	\$ 15,422.50	\$ 15,422.50
UMBC Foundation	Lakeland STEAM Center Stairs	N/A	N/a	Complete	\$ 16,275.00	\$ 16,275.00
Living Design Lab	Carroll Park Rec Center Asses	N/A	N/a	Complete	\$ 18,000.00	\$ 18,000.00
Otterbein Community Association	Landscaping Services - Otterb	N/A	N/a	Complete	\$ 27,442.00	\$ 27,442.00
Waterfront Partnership of Baltimore	Federal Hill Capital Improvem	N/A	N/a	Complete	\$ 29,883.86	\$ 29,883.86
BCRP	Rhythm & Reels	N/A	N/a	Complete	\$ 46,000.00	\$ 46,000.00
Waterfront Partnership of Baltimore	Federal Hill Park Maintenance	N/A	N/a	Complete	\$ 48,047.95	\$ 48,047.95
BOPA	SOBO Summer Music Series	N/A	N/a	Complete	\$ 80,000.00	\$ 80,000.00
Parks and People Foundation	Free Summer Youth Sports Leag	N/A	N/a	Complete	\$ 98,542.00	\$ 98,542.00
Waterfront Partnership of Baltimore	Gwynns Falls Trash Wheel Desi	N/A	N/a	Complete	\$ 100,000.00	\$ 100,000.00
<b>Enhanced Services (FY 2019)</b>						
P. Flanigan & Sons, Inc.	Playground Site Work at Floren	N/A	N/a	Complete	\$ -	\$ -
BCRP	Carroll Park & Lakeland Youth	N/A	N/a	Complete	\$ 623.00	\$ 623.00
Baltimore Green Works	BCRP Intern-GIS Mapping	N/A	N/a	Complete	\$ 1,590.00	\$ 1,590.00
Waterfront Partnership of Baltimore	Robert Baker Park Maintenance	N/A	N/a	Complete	\$ 5,459.88	\$ 5,459.88
Ball-Starz Unlimited	Recreation program supplies	N/A	N/a	Complete	\$ 6,230.68	\$ 6,230.68
Scott Jones & Sons	Riverside Equipment Installat	N/A	N/a	Complete	\$ 7,400.00	\$ 7,400.00
Victory Stanley	Furniture/Trash Can Upgrades-	N/A	N/a	Complete	\$ 7,681.00	\$ 7,681.00
BCRP / Baltimore City Foundation	Day of Play 2019	N/A	N/a	Complete	\$ 8,367.30	\$ 8,367.30
KaBOOM!	Westport Playground - Install	N/A	N/a	Complete	\$ 8,500.00	\$ 8,500.00
Waterfront Partnership of Baltimore	Robert Baker Park Maintenance	N/A	N/a	Complete	\$ 8,630.09	\$ 8,630.09
Donovan Landcare fbo Barre Circle Communi	Barre Circle Landscaping	N/A	N/a	Complete	\$ 8,930.00	\$ 8,930.00
Active Social Communities / Volo City Kid	Day of Play 2019: Opening Day	N/A	N/a	Complete	\$ 10,000.00	\$ 10,000.00
Flag Poles	Federal Hill and Riverside Fl	N/A	N/a	Complete	\$ 10,168.66	\$ 10,168.66
BCRP	Patapsco Recreational Center	N/A	N/a	Complete	\$ 11,545.00	\$ 11,545.00
BOPA	Patapsco River Project Restor	N/A	N/a	Complete	\$ 11,700.00	\$ 11,700.00
Bif Browning	Rhythm & Reels 2019 - Bands	N/A	N/a	Complete	\$ 12,000.00	\$ 12,000.00
Sparks Quality Fencing Company	Conway St Park Fencing	N/A	N/a	Complete	\$ 13,061.13	\$ 13,061.13
JB Contractors	Rowing Club - Front Walk Way	N/A	N/a	Complete	\$ 13,920.22	\$ 13,920.22
JB Contractors	Rowing Club - Fishing Pier	N/A	N/a	Complete	\$ 14,754.84	\$ 14,754.84
Active Social Communities / Volo City Kid	Free Fall Youth Sports League	N/A	N/a	Complete	\$ 15,000.00	\$ 15,000.00
JB Contractors	Middle Branch Canoe Launch	N/A	N/a	Complete	\$ 15,628.00	\$ 15,628.00
Davey Tree Experts	Barre Circle Tree Pruning	N/A	N/a	Complete	\$ 16,340.00	\$ 16,340.00
Edrich Lumber	Mulch and Soil Donation for 2	N/A	N/a	Complete	\$ 17,925.00	\$ 17,925.00
BOPA	Art on the Waterfront	N/A	N/a	Complete	\$ 18,850.00	\$ 18,850.00
BCRP	Lakeland Steam Center Equipme	N/A	N/a	Complete	\$ 22,009.02	\$ 22,009.02
South Harbor Renaissance	Fed Hill Playground Upgrade	N/A	N/a	Complete	\$ 24,281.00	\$ 24,281.00
Waterfront Partnership of Baltimore	Federal Hill Park Maintenance	N/A	N/a	Complete	\$ 24,404.95	\$ 24,404.95
Waterfront Partnership of Baltimore	Enhanced Landscaping for Fede	N/A	N/a	Complete	\$ 24,891.12	\$ 24,891.12
Art with a Heart	Art in the Park	N/A	N/a	Complete	\$ 26,000.00	\$ 26,000.00
Pinehurst fbo Federal Hill Main Street, I	Federal Hill Main Street Beau	N/A	N/a	Complete	\$ 26,542.39	\$ 26,542.39
Friends of Carroll Park	Carroll Park Summer Concert	N/A	N/a	Complete	\$ 30,000.00	\$ 30,000.00
Kompan	Riverside Park Equipment	N/A	N/a	Complete	\$ 30,083.00	\$ 30,083.00
Geo-Technology Associates, Inc.	Reedbird Environmental Manage	N/A	N/a	Complete	\$ 30,710.00	\$ 30,710.00
Lorenz, Inc	Middle Branch Park Maintenanc	N/A	N/a	Complete	\$ 37,630.00	\$ 37,630.00
Living Classrooms	Federal Hill Main Street Clean	N/A	N/a	Complete	\$ 46,554.00	\$ 46,554.00
Active Social Communities / Volo City Kid	2019 South Baltimore Youth Sp	N/A	N/a	Complete	\$ 48,500.00	\$ 48,500.00
BCRP	Parkapalooza	N/A	N/a	Complete	\$ 50,000.00	\$ 50,000.00
Cal Ripkin Senior Foundation	Turf Ballfield at Reedbird	N/A	N/a	Complete	\$ 50,000.00	\$ 50,000.00
BOPA	SOBO Music Series 2019	N/A	N/a	Complete	\$ 59,575.00	\$ 59,575.00

Third Party Provider	Project Title	Grant Cycle	Grant Tier	Project Status	SBGP Funding Amount	SBGP Funding Expended
Lorenz, Inc.	Middle Branch Landscaping	N/A	N/a	Complete	\$ 68,446.92	\$ 68,446.92
BCRP	Rhythm & Reels 2019 - Managem	N/A	N/a	Complete	\$ 72,197.94	\$ 72,197.94
Grow Home	2019 Youth Sports Program	N/A	N/a	Complete	\$ 76,230.00	\$ 76,230.00
Floura Teeter Landscape Architects	Westport Master Planning - FI	N/A	N/a	Complete	\$ 92,726.62	\$ 92,726.62
Lorenz, Inc.	295/BW Pkwy Median Landscape	N/A	N/a	Complete	\$ 289,450.00	\$ 289,450.00
Youth Resiliency Institute (Fusion Partne	2019 4th of July Celebration	N/A	N/a	Complete	\$ 501,846.57	\$ 501,846.57
<b>Enhanced Services (FY 2020)</b>						
Linda Felder House of Etiquette Inc.	Fabric Face Masks	N/A	N/a	Complete	\$ 575.00	\$ 575.00
SBGP	COVID19 Resp: Misc Supplies	N/A	N/a	Complete	\$ 2,174.00	\$ 2,174.00
Active Social Communities / Volo City Kid	2020 Spring Sports East	N/A	N/a	Complete	\$ 2,750.00	\$ 2,750.00
Active Social Communities / Volo City Kid	2020 Spring Sports West	N/A	N/a	Complete	\$ 2,750.00	\$ 2,750.00
Active Social Communities / Volo City Kid	2020 Spring Sports South	N/A	N/a	Complete	\$ 2,750.00	\$ 2,750.00
Cal Ripken Senior Foundation	Digital Harbor Field Design	N/A	N/a	Complete	\$ 3,000.00	\$ 3,000.00
Cherry Hill Eagles Foundation	COVID-AID for Youth in Cherry	N/A	N/a	Complete	\$ 4,725.02	\$ 4,725.02
ShareBaby, Inc.	Baby diaper distribution	N/A	N/a	Complete	\$ 4,950.00	\$ 4,950.00
Fishes and Loaves Pantry	COVID-AID Lakeland	N/A	N/a	Complete	\$ 5,000.00	\$ 5,000.00
Federal Hill South Neighborhood Associati	Henry St. Survey & Study	N/A	N/a	Complete	\$ 5,000.00	\$ 5,000.00
Leveling the Playing Field	LPF SB Expansion Project	N/A	N/a	Complete	\$ 5,000.00	\$ 5,000.00
Active Social Communities / Volo City Kid	2020 Day of Play	N/A	N/a	Complete	\$ 6,500.00	\$ 6,500.00
Fishes and Loaves Pantry	Volunteer Stipends	N/A	N/a	Complete	\$ 7,200.00	\$ 7,200.00
Lorenz, Inc.	BW Pkwy/295 Median Maint 2020	N/A	N/a	Complete	\$ 7,600.00	\$ 7,600.00
Donovan Landcare	Barre Circle Mowing	N/A	N/a	Complete	\$ 7,650.00	\$ 7,650.00
BCRP	Buses for Dist. Summer Camps	N/A	N/a	Complete	\$ 10,682.00	\$ 10,682.00
Waterfront Partnership	Robert Baker Park	N/A	N/a	Complete	\$ 13,943.28	\$ 13,943.28
Ruppert Landscape	Otterbein Park Benches	N/A	N/a	Complete	\$ 15,600.00	\$ 15,600.00
Federal Hill Main Street	Federal Hill Beautification	N/A	N/a	Complete	\$ 15,833.00	\$ 15,833.00
Neighborhood Design Center	Neighborhood Business Reopenin	N/A	N/a	Complete	\$ 20,500.00	\$ 20,500.00
Youth Resiliency Institute (Fusion Partne	A Dream In Cherry Hill	N/A	N/a	Complete	\$ 27,010.00	\$ 27,010.00
Pigtown Main Street	Pigtown Landscaping and Mainte	N/A	N/a	Complete	\$ 34,037.15	\$ 34,037.15
Pigtown Main Street	Pigtown Main Street Landscape	N/A	N/a	Complete	\$ 38,124.94	\$ 38,124.94
Fusion Partnerships	4th of July On Middle Branch	N/A	N/a	Complete	\$ 38,596.74	\$ 38,596.74
Living Classrooms	Project Serve	N/A	N/a	Complete	\$ 43,362.00	\$ 43,362.00
Rails-To-Trails-Conservancy	Warner Streetscape Design	N/A	N/a	Complete	\$ 45,801.31	\$ 45,801.31
Living Classrooms Foundation	Project SLURRP	N/A	N/a	Complete	\$ 49,132.00	\$ 49,132.00
Active Social Communities / Volo City Kid	Volo City Fall Youth Sports	N/A	N/a	Complete	\$ 49,500.00	\$ 49,500.00
Federal Hill Main Street, Inc.	FHMS Capacity & Brand	N/A	N/a	Complete	\$ 49,696.00	\$ 49,696.00
Baltimore Urban Baseball Association (BUB	Urban Youth Baseball	N/A	N/a	Complete	\$ 49,990.00	\$ 49,990.00
Living Classrooms Foundation	Federal Hill Beautification	N/A	N/a	Complete	\$ 58,340.50	\$ 58,340.50
Waterfront Partnership	Federal Hill Park	N/A	N/a	Complete	\$ 59,193.24	\$ 59,193.24
Cherry Hill Eagles Foundation	Cherry Hill Eagles Youth Dev.	N/A	N/a	Complete	\$ 65,388.00	\$ 65,388.00
BCRP	BCRP Canoe and Outdoor Rec	N/A	N/a	Complete	\$ 71,315.00	\$ 71,315.00
Westport Community Economic Development C	Westport Aid Distribution	N/A	N/a	Complete	\$ 72,393.25	\$ 72,393.25
Cherry Hill Development Corporation	Cherry Hill Aid Distribution	N/A	N/a	Complete	\$ 92,394.00	\$ 92,394.00
Southwest Baltimore Charter School Inc.	Motorized Gym Divider Wall	N/A	N/a	Complete	\$ 100,000.00	\$ 100,000.00
Maryland Food Bank	Food Bank COVID-19 Delivery	N/A	N/a	Complete	\$ 500,000.00	\$ 500,000.00
<b>Enhanced Services (FY 2021)</b>						
Cherry Hill Tenant Council	Home board games to promote sa	N/A	N/a	Complete	\$ 1,475.75	\$ 1,475.75
Cherry Hill Eagles Foundation	Summer 2021 Youth Development	N/A	N/a	Complete	\$ 2,100.00	\$ 2,100.00
Pigtown Main Street Inc.	Pigtown Reopening Incentives	N/A	N/a	Complete	\$ 4,635.00	\$ 4,635.00
Fishes and Loaves Pantry Inc.	COVID-19 Aid July Volunteers	N/A	N/a	Complete	\$ 4,800.00	\$ 4,800.00
Donovan Landcare	Barre Circle Lawn & Leaf Care	N/A	N/a	Complete	\$ 7,650.00	\$ 7,650.00
Victor Stanley, Inc.	Middle Branch Park Trash Cans	N/A	N/a	Complete	\$ 7,986.00	\$ 7,986.00

Third Party Provider	Project Title	Grant Cycle	Grant Tier	Project Status	SBGP Funding Amount	SBGP Funding Expended
Lorenz, Inc	Middle Branch Maintenance	N/A	N/a	Complete	\$ 9,450.00	\$ 9,450.00
Active Social Communities dba Volo City K	Winter21 Virtual Youth Sports	N/A	N/a	Complete	\$ 10,000.00	\$ 10,000.00
Pigtown Main Street	Business Reopening Project	N/A	N/a	Complete	\$ 10,702.94	\$ 10,702.94
Graham Projects LLC	Pigtown Placemaking Design	N/A	N/a	Complete	\$ 11,760.00	\$ 11,760.00
Waterfront Partnership	Robert Baker Park Maintenance	N/A	N/a	Active	\$ 15,592.21	\$ 15,592.21
Lorenz, Inc	Middle Branch Clearing '21	N/A	N/a	Complete	\$ 18,500.00	\$ 18,500.00
Graham Projects LLC	Pigtown Placemaking Mngmt	N/A	N/a	Complete	\$ 20,130.00	\$ 20,130.00
Waterfront Partnership	GF Trash Wheel Operating	N/A	N/a	Complete	\$ 23,000.00	\$ 23,000.00
Aspen Building Products, Inc	Mt Clare Museum Gate & Fence	N/A	N/a	Complete	\$ 23,355.00	\$ 23,355.00
Grow Home, Inc.	Summer Youth Sports	N/A	N/a	Complete	\$ 25,242.59	\$ 25,242.59
Rummel, Klepper & Kahl, LLP	Field Light Soil Borings	N/A	N/a	Complete	\$ 26,395.00	\$ 26,395.00
Victor Stanley, Inc.	Carroll Park Trash Cans	N/A	N/a	Complete	\$ 29,713.00	\$ 29,713.00
Pinehurst Landscape Company, Inc.	PTMS 2021 Landscape Maint.	N/A	N/a	Complete	\$ 30,319.85	\$ 30,319.85
Graham Projects LLC	Pigtown Placemaking Installtn	N/A	N/a	Complete	\$ 33,210.00	\$ 33,210.00
Pinehurst Landscaping Co., Inc.	Pigtown Reopening	N/A	N/a	Complete	\$ 33,345.18	\$ 33,345.18
Pinehurst Landscaping Co., Inc.	Federal Hill Reopening	N/A	N/a	Complete	\$ 33,890.96	\$ 33,890.96
Active Social Communities dba Volo City K	Summer Youth Sports	N/A	N/a	Complete	\$ 35,000.00	\$ 35,000.00
Cherry Hill Eagles Foundation	Spring-Fall 2021 Programming	N/A	N/a	Complete	\$ 47,041.44	\$ 47,041.44
Cherry Hill Eagles Foundation	2021 Overhead Support	N/A	N/a	Complete	\$ 47,197.83	\$ 47,197.83
Geo-Technology Associates, Inc.	MBFWC Sub-Slab Ventilation	N/A	N/a	Active	\$ 49,500.00	\$ 41,334.48
Graham Projects LLC	Pigtown Placemaking Procure	N/A	N/a	Complete	\$ 49,900.00	\$ 49,900.00
Baltimore Urban Baseball Association (BUB	Facility Rent	N/A	N/a	Complete	\$ 56,000.00	\$ 56,000.00
Federal Hill Main Street	FHMS Reopening	N/A	N/a	Complete	\$ 61,550.11	\$ 61,550.11
Waterfront Partnership	Federal Hill Park Maintenance	N/A	N/a	Active	\$ 64,354.24	\$ 64,354.24
Geo-Technology Associates, Inc.	Reedbird Park Enviro. Assess.	N/A	N/a	Active	\$ 110,789.50	\$ 108,940.52
Youth Resiliency Institute	Virtual 4th of July	N/A	N/a	Complete	\$ 147,690.90	\$ 147,690.90
Cal Ripken Sr. Foundation, Inc.	Turf Ballfield at Reedbird	N/A	N/a	Complete	\$ 1,100,266.09	\$ 1,100,266.09
<b>Enhanced Services (FY 2022)</b>						
Blue Water Baltimore	Trash Clean Ups So. Baltimore	N/A	N/a	Canceled	\$ -	\$ -
Bartlett Tree Company Expert	Tree removal Fed Hill MS	N/A	N/a	Active	\$ -	\$ -
South Baltimore Partnership	Annual Heritage Festival	N/A	N/a	Complete	\$ 750.00	\$ 750.00
Lorenz, Inc .	Middle Branch Storm Debris	N/A	N/a	Complete	\$ 850.00	\$ 850.00
Renovation Resources	Baltimore Bolts Workshop Reno	N/A	N/a	Complete	\$ 2,945.00	\$ 2,945.00
ECS Mid Atlantic, LLC	Riverside Gazebo Assessment	N/A	N/a	Complete	\$ 3,000.00	\$ 3,000.00
Baltimore City Rec and Parks Youth Sports	Youth Sports Equipment	N/A	N/a	Active	\$ 4,588.05	\$ 4,588.05
B&O Railroad Museum, Inc.	Black History Film Festival	N/A	N/a	Complete	\$ 5,000.00	\$ 5,000.00
Southwest Sports and Fitness Alliance	2021 Sowebo Landmark 5k	N/A	N/a	Complete	\$ 5,000.00	\$ 5,000.00
Southwest Sports and Fitness Alliance	Tee Off for Kids Classic	N/A	N/a	Complete	\$ 5,000.00	\$ 5,000.00
My Father's Plan	FHMS Cleaning Bridge Contract	N/A	N/a	Complete	\$ 6,000.00	\$ 6,000.00
God's Best Family, Inc.	Operating Support	N/A	N/a	Active	\$ 8,025.00	\$ -
Youth Resiliency Institute	Street Naming Ceremony	N/A	N/a	Complete	\$ 9,212.13	\$ 9,212.13
Westport Patriots Organization	Tournament Transportation	N/A	N/a	Complete	\$ 10,500.00	\$ 10,500.00
Waterfront Partnership of Baltimore	Robert Baker Landscaping	N/A	N/a	Complete	\$ 14,864.85	\$ 14,864.85
Grow Home, Inc.	Youth Development Program	N/A	N/a	Active	\$ 15,000.00	\$ 15,000.00
Mount Clare at Carroll Park Commission	Strategic Planning Meetings	N/A	N/a	Complete	\$ 24,338.85	\$ 24,338.85
Pinehurst Landscape Company	Landscape services for FHMS	N/A	N/a	Active	\$ 26,450.24	\$ 26,450.24
Cal Ripken Sr. Foundation, Inc.	Baseball Prog. Westport BGC	N/A	N/a	Active	\$ 28,750.00	\$ 28,750.00
Pinehurst Landscape Company	Fed Hill Weed & Watering	N/A	N/a	Complete	\$ 29,410.13	\$ 29,410.13
Baltimore City Rec and Parks Outdoor Recr	Outdoor Recreation Equipment	N/A	N/a	Active	\$ 32,932.31	\$ 32,932.31
Active Social Communities dba Volo City K	Summer Programs	N/A	N/a	Complete	\$ 37,500.00	\$ 37,500.00
Active Social Communities dba Volo City K	Spring Programs	N/A	N/a	Active	\$ 37,500.00	\$ 11,500.00
Mount Clare at Carroll Park Commission	Journey to Jubilee	N/A	N/a	Complete	\$ 39,869.11	\$ 39,869.11
My Father's Plan	FHMS Cleaning 6 Mo. Contract	N/A	N/a	Complete	\$ 40,625.00	\$ 40,625.00



Third Party Provider	Project Title	Grant Cycle	Grant Tier	Project Status	SBGP Funding Amount	SBGP Funding Expended
Pinehurst Landscape Company	PTMS Landscaping Services	N/A	N/a	Active	\$ 42,846.05	\$ 42,846.05
Grow Home, Inc.	Youth Sports	N/A	N/a	Complete	\$ 45,000.00	\$ 45,000.00
Pinehurst Landscape Company	Fed Hill Main St Portering	N/A	N/a	Complete	\$ 45,000.00	\$ 45,000.00
Baltimore Urban Baseball Association	Urban Youth Baseball Rent	N/A	N/a	Complete	\$ 46,000.00	\$ 46,000.00
Cal Ripken Sr. Foundation, Inc.	Baseball Prog. CHEF	N/A	N/a	Active	\$ 46,250.00	\$ 46,250.00
EZ Docks South, Inc.	Kayak Launch	N/A	N/a	Complete	\$ 47,095.00	\$ 47,095.00
Active Social Communities dba Volo City K	Fail Youth Sports	N/A	N/a	Complete	\$ 49,500.00	\$ 49,500.00
Living Classrooms Foundation	Street Cleaning Southwest	N/A	N/a	Active	\$ 81,073.52	\$ 81,073.52
Waterfront Partnership of Baltimore	Fed Hill Park Landscape	N/A	N/a	Complete	\$ 81,117.00	\$ 81,117.00
Westport Patriots Organization	Youth Programs	N/A	N/a	Active	\$ 100,000.00	\$ 91,402.00
Youth Resiliency Institute	4th of July	N/A	N/a	Complete	\$ 255,823.09	\$ 255,823.09
Rummel, Klepper, & Kahl, LLP (RK&K)	Florence Cummins Phase I Desig	N/A	N/a	Active	\$ 325,000.00	\$ 124,644.93
<b>Enhanced Services (FY 2023)</b>						
Metro Recreation, Inc.	Playground Renovation	N/A	N/a	Canceled	\$ -	\$ -
Cherry Hill Homes Tenant Council	Senior T-Shirts	N/A	N/a	Complete	\$ 700.00	\$ 700.00
Federal Hill Main Street	Pizza Box Trash Cans	N/a	N/a	Active	\$ 2,135.00	\$ 2,135.00
Compu-Perfect Professional Services, LLC	Legal Fees, Mt. Clare Comm.	N/A	N/a	Complete	\$ 2,500.00	\$ 2,500.00
Black Vegetarian Society of Maryland	Vegan SoulFest Sponsorship	N/A	N/a	Complete	\$ 3,500.00	\$ 3,500.00
My Father's Plan, Inc.	Ridgely's Delight Cleaning	N/A	N/a	Active	\$ 4,000.00	\$ 3,000.00
G. Krug and Son, Inc.	RiversideGazebo CollarsLeaves	N/a	N/a	Active	\$ 4,425.00	\$ 1,475.00
Westport Patriots Organization	Youth Banquet Trophies	N/A	N/a	Complete	\$ 4,909.39	\$ 4,909.39
CLLCTIVLY	We Give Black Sponsorship	N/A	N/a	Complete	\$ 5,000.00	\$ 5,000.00
Baltimore Community ToolBank	Tool Bank Clean and Green	N/a	N/a	Active	\$ 5,000.00	\$ -
Neighborhood Design Center	Middle Branch Trash Dash	N/a	N/a	Active	\$ 5,000.00	\$ 5,000.00
Sharp-Leadenhall Clean/Green	South Baltimore Partnership	N/A	N/a	Active	\$ 5,000.00	\$ 5,000.00
Southwest Sports and Fitness Alliance	SOWEBO Landmark 5K	N/A	N/a	Active	\$ 5,000.00	\$ -
Donovan Landcare	Barre Circle Lawn Care	N/A	N/a	Active	\$ 7,650.00	\$ 7,650.00
Donovan Landcare	Barre Circle Landscaping	N/a	N/a	Active	\$ 8,750.00	\$ 2,900.00
Pigtown Main Street	Ostend and Washington Mural	N/A	N/a	Active	\$ 8,922.50	\$ -
My Father's Plan	Ridgely's Delight Cleaning	N/A	N/a	Active	\$ 12,000.00	\$ 8,000.00
Westport Patriots	< 5 Tournament Charter Bus	N/A	N/a	Complete	\$ 14,580.00	\$ 14,580.00
Grow Home, Inc.	Youth Leadership Programs	N/A	N/a	Active	\$ 15,000.00	\$ -
JB Contracting, Inc.	Riverside Park Gazebo Refurb	N/a	N/a	Active	\$ 15,550.00	\$ -
Leveling The Playing Field, Inc	Sports Kit Program Expansion	N/A	N/a	Active	\$ 20,000.00	\$ 7,718.00
KellyMaven Media	Emancipation Day Marketing	N/A	N/a	Complete	\$ 23,000.00	\$ 23,000.00
Waterfront Partnership of Baltimore, Inc.	Trash Wheel Operations	N/A	N/a	Complete	\$ 23,000.00	\$ 23,000.00
Grow Home, Inc.	Summer 7 on 7 Soccer League	N/a	N/a	Active	\$ 24,980.00	\$ -
Pigtown Climbs	Program Van	N/A	N/a	Complete	\$ 25,000.00	\$ 25,000.00
Pigtown Climbs, Inc.	Site Preparation	N/a	N/a	Active	\$ 25,000.00	\$ -
Mount Clare at Carroll Park Commission	Emancipation Day Wrap-up	N/A	N/a	Complete	\$ 25,647.15	\$ 25,647.15
Cal Ripken Sr. Foundation	BCRP - Badges for Baseball	N/a	N/a	Active	\$ 26,000.00	\$ -
JB Contracting, Inc.	Rowing Club Deck Repair	N/A	N/a	Active	\$ 26,400.00	\$ 26,400.00
Pigtown Main Street Inc.	Cleaning Pigtown Main Street	N/A	N/a	Active	\$ 26,700.00	\$ 6,530.97
Cal Ripken Sr. Foundation Inc.	Carroll Park Field Site Work	N/A	N/a	Active	\$ 26,797.00	\$ 26,797.00
JMT Global, Inc. dba Fastsigns 131001	Pigtown Main Street Signage	N/A	N/a	Complete	\$ 27,488.28	\$ 27,488.28
Kahil El' Zabar, LLC	Consultant for MCCPC	N/A	N/a	Complete	\$ 30,000.00	\$ 30,000.00
Spirit Groove Project/Lucy Slivinski	Emancipation Day Talent Mgmt.	N/A	N/a	Complete	\$ 30,000.00	\$ 30,000.00
Cal Ripken Sr. Foundation	BGC - Badges for Baseball	N/a	N/a	Active	\$ 31,000.00	\$ -
EnviroCollab, LLC	Conway Street Park Design	N/A	N/a	Active	\$ 32,660.00	\$ 23,211.50
Waterfront Partnership of Baltimore	Parks Landscaping	N/A	N/a	Active	\$ 32,857.39	\$ -
Elev8 Baltimore Inc	Experience Corps Program	N/A	N/a	Active	\$ 38,000.00	\$ -
Pinehurst Landscape Company, Inc.	PTMS '23 Lands. Maintenance	N/A	N/a	Active	\$ 39,390.00	\$ 17,093.54
Katea Stitt	Mt. Clare Commission Consult.	N/A	N/a	Complete	\$ 40,000.00	\$ 40,000.00

Third Party Provider	Project Title	Grant Cycle	Grant Tier	Project Status	SBGP Funding Amount	SBGP Funding Expended
Able Contractors, Inc.	Gazebo Roof Repair	N/a	N/a	Active	\$ 41,000.00	\$ 41,000.00
Pinehurst Landscape Company, Inc.	FHMS Landscaping Services	N/a	N/a	Active	\$ 41,655.00	\$ 18,103.62
Mount Clare at Carroll Park Commission	Emancipation Day Vendors	N/A	N/a	Active	\$ 41,978.18	\$ 40,278.18
Cal Ripken Sr. Foundation	CHEF - Badges for Baseball	N/a	N/a	Active	\$ 43,000.00	\$ -
Active Social Communities dba Volo Kids F	Youth Sports Programs	N/A	N/a	Active	\$ 43,000.00	\$ 43,000.00
Pigtown Climbs	Long Term Space Lease	N/A	N/a	Active	\$ 44,000.00	\$ 44,000.00
Grow Home, Inc.	Youth Sports Programs	N/A	N/a	Active	\$ 45,000.00	\$ 20,067.48
Active Social Communities dba Volo City K	Fall 2022 Sports Programs	N/A	N/a	Active	\$ 48,000.00	\$ 48,000.00
Cherry Hill Eagles Foundation, Inc.	Operating Expenses	N/A	N/a	Active	\$ 48,500.00	\$ 37,215.91
Living Classrooms Foundation, Inc.	Waste Management Truck	N/A	N/a	Active	\$ 49,000.00	\$ 42,273.00
Cherry Hill Eagles Foundation, Inc.	Program Personnel Expenses	N/A	N/a	Active	\$ 49,625.00	\$ 49,329.92
My G.I.R.L.S., Inc.	Reign Supreme	N/A	N/a	Active	\$ 49,800.00	\$ 49,800.00
City of Baltimore	800 Block Battery Ave Lights	N/A	N/a	Active	\$ 67,540.00	\$ 67,540.00
My Father's Plan	Federal Hill Cleaning	N/A	N/a	Active	\$ 72,000.00	\$ 45,000.00
Baltimore Urban Baseball Association	Program Rent and Stipends	N/A	N/a	Active	\$ 75,000.00	\$ 56,250.00
Parks and People Foundation, Inc.	Solo Gibbs Playground	N/A	N/a	Active	\$ 100,000.00	\$ 39,759.87
Waterfront Partnership of Baltimore	Fed Hill & RB Park Landscape	N/a	N/a	Active	\$ 109,175.36	\$ -
Waste Management	My Fathers Plan	N/A	N/a	Active	\$ 259,466.00	\$ 118,588.00
Youth Resiliency Institute	4th of July	N/a	N/a	Active	\$ 262,110.00	\$ 39,973.13
Living Classrooms	Street Cleaning Southwest	N/a	N/a	Active	\$ 385,866.64	\$ -
MCN Build, Inc.	Carroll Park Rec Center Reno	N/A	N/a	Active	\$ 3,000,000.00	\$ 196,800.00
<b>Transformational Projects (FY 2018)</b>						
Parks and People Foundation	Middle Branch Waterfront Plan	N/A	N/a	Complete	\$ 150,000.00	\$ 150,000.00
BCRP	Middle Branch Fitness and Wel	N/A	N/a	Complete	\$ 1,000,000.00	\$ 1,000,000.00
<b>Transformational Projects (FY 2019)</b>						
Cherry Hill Development Corporation	Cherry Hill FY19 CDC Operatin	N/A	N/a	Complete	\$ 300,000.00	\$ 300,000.00
<b>Transformational Projects (FY 2020)</b>						
SBGP	South Baltimore GO! Pilot	N/A	N/a	Cancelled	\$ -	\$ -
SBGP	Grocery Access Pilot	N/A	N/a	Complete	\$ 11,279.00	\$ 11,279.00
James Corner Field Operations	Mid. Br. Wtrfrnt Design, Imp.	N/A	N/a	Complete	\$ 20,000.00	\$ 20,000.00
SBGP	Mid. Br. Wtrfrnt Design, Imp.	N/A	N/a	Complete	\$ 132,467.70	\$ 132,467.70
Westport CEDC	Harbor West CDC Op. Fund	N/A	N/a	Complete	\$ 218,767.00	\$ 218,767.00
Southwest Partnership, Inc.	Pigtown FY20 CDC Operating Fun	N/A	N/a	Complete	\$ 299,986.00	\$ 299,986.00
Mahan Rykiel Associates, Inc.	Reimagine MB (DNR & SBGP)	N/A	N/a	Complete	\$ 344,824.58	\$ 344,824.58
BCRP	Middle Branch Fitness and Well	N/A	N/a	Complete	\$ 1,200,000.00	\$ 1,200,000.00
<b>Transformational Projects (FY 2021)</b>						
James Corner Field Operations	Task 2 Bridge Contract	N/A	N/a	Complete	\$ 1,073.00	\$ 1,073.00
Parks and People Foundation	Mid Br Master Plan Consulting	N/A	N/a	Complete	\$ 2,348.68	\$ 2,348.68
Westport Community Economic Development C	City-Food Access	N/A	N/a	Complete	\$ 3,000.00	\$ 3,000.00
Black Yield Institute	BYI Operations Support	N/A	N/a	Complete	\$ 18,721.26	\$ 18,721.26
SBGP	Reimagine MB Fellowship	N/A	N/a	Complete	\$ 36,000.00	\$ 36,000.00
James Corner Field Operations	Mid Br Master Plan Tasks 2-4	N/A	N/a	Active	\$ 1,432,817.00	\$ 1,316,272.70
<b>Transformational Projects (FY 2022)</b>						
Environmental Justice Journalism Initiati	Community Aquaculture Program	N/A	N/a	Active	\$ 40,000.00	\$ 34,790.01
Universtiy of Maryland Center for Environ	MB Water Quality Sonde	N/A	N/a	Complete	\$ 67,163.00	\$ 67,163.00
James Corner Field Operations, LLC	MB Footbridge Feas. Study	N/A	N/a	Active	\$ 472,000.00	\$ 367,010.00
James Corner Field Operations, LLC	Westport Waterfront Design	N/a	N/a	Active	\$ 630,460.00	\$ -
SBGP	Reimagine MB Plan & Projects	N/A	N/a	Active	\$ 1,467,222.64	\$ -
GreenTrust Alliance, Inc.	MB Resiliency Site 5A	N/A	N/a	Active	\$ 5,100,000.00	\$ 1,759,615.72
<b>Transformational Projects (FY 2023)</b>						
Parks & People, Inc.	BI Sox Park Feasib'lty Anlsys	N/A	N/a	Complete	\$ 15,000.00	\$ 15,000.00
Robertson Design LLC, dba Cap Ex Advisory Group	CDF Criteria/Comms Developmnt	N/a	N/a	Active	\$ 43,150.00	\$ 5,075.00
James Corner Field Operations, LLC	JFCO Task 4 Add'l Services	N/A	N/a	Active	\$ 75,000.00	\$ 75,000.00

Third Party Provider	Project Title	Grant Cycle	Grant Tier	Project Status	SBGP Funding Amount	SBGP Funding Expended
Parks & People, Inc	BI Sox Park Implement: Ph 1	N/A	N/a	Active	\$ 188,583.40	\$ -
GreenVest, LLC	MHH Wetlands Restoration 1	N/A	N/a	Active	\$ 650,000.00	\$ -
SBGP	Community Development Fund	N/A	N/a	Active	\$ 1,430,250.03	\$ -
GreenVest, LLC	Phase 1 Engineering & Design	N/a	N/a	Active	\$ 5,137,555.83	\$ 354,953.00
GreenVest, LLC	MHH Wetlands Restoration 2	N/A	N/a	Active	\$ 6,468,000.00	\$ 1,637,140.00